



Pharmacy Information System (PhIS) and Clinic Pharmacy System (CPS)

Full Based

**User Manual
MAR-Mobile**

Version	: 10th EDITION
Document ID	: FB_U. MANUAL_MAR_MOBILE



CONFIDENTIAL COPYRIGHTED MATERIAL – *The information includes all concepts, comments, recommendations, and material, contained herein shall remain the property of Pharmacy Information System & Clinic Pharmacy System (PhIS& CPS) Project. No portion of this document shall be disclosed, duplicated or used in whole or in part of any purpose other than the purpose of the Pharmacy Information System & Clinic Pharmacy System (PhIS& CPS) Project execution only.*

Reference ID : FB_U. MANUAL_MAR MOBILE-10th EDITION

Application reference: PhIS& CPS v2.1 & v2.2

Table of Contents

1.0	Introduction.....	1
1.1	Overview of PhIS	1
1.2	Purpose and Objectives.....	1
1.3	Organized Sections.....	1
2.0	Application Standard Features	2
2.1	PhIS Legend	2
2.2	Login to PhIS Mobile.....	3
2.3	PhISMobile application Home Page Overview	6
3.0	Medication Administration Record	7
	Overview	7
	User Group	7
	Functional Diagram	7
	Functional Description	7
3.1	Medication Administration Record	8
3.1.1	Medication Administration Record.....	8
3.1.2	Ward Stok.....	19
3.1.3	Add / Edit Remarks.....	30
3.1.3.1	Late Administered	30
3.1.3.2	Not Administered	37
3.2	View MAR	44
3.2.1	View MAR – Graph View	44
3.2.2	View MAR – Table View.....	49
3.2.3	View MAR – 7 Days View.....	54
4.0	Acronyms	61
5.0	Links to Clinical Modules.....	61

1.0 Introduction

1.1 Overview of PhIS

Pharmacy Information System or better known as PhIS, is a complete and comprehensive system that integrates pharmacy related services geared towards pharmacy excellence. PhIS implementation would transform most of current manual process to electronic system would benefit facility end user in the health care sector.

There are 12 modules to assist services delivery by the health care sector which comprises of:

1. Order Management
2. Inpatient Pharmacy
3. Outpatient Pharmacy
4. Medication Counselling
5. Ward Pharmacy
6. Pharmacy Inventory IV
7. Manufacturing of Cytotoxic Drug Reconstitution, Parenteral Nutrition, Admixture & Eye Drop , Radiopharmaceuticals and Extemporaneous
8. Adverse Drug Reaction & Drug Allergic (ADR & DAC)
9. Clinical Pharmacokinetics Services (TDM)
10. Drug Information & Consumer Education (DICE)
11. Medication Therapy Adherence Clinic (MTAC)
12. Data Mining (PhARM)

1.2 Purpose and Objectives

This user manual outlines the Medication Administration Record (MAR) module and its key features and functionalities. The primary objective is to help guide user through the process of completing PhIS application process.

User will understand the following activities in details:

- Medication Administration Record (MAR)
- View MAR

























1.3 Organized Sections

These are the sections within this document:

- Section 1 : Introduction
- Section 2 : Application Standard Features
- Section 3 : Medication Administration Record
- Section 4 : Acronyms
- Section 5 : Links to Clinical Modules

2.0 Application Standard Features

2.1 PhIS Legend

Standard Legend			
Medication Order	Medication Order Function	MAR Module	MAR Module Function
	Submit / Log In Button		Edit Height/Weight Button
	Patient Demographic		View Allergy
	View ADR		View Diagnosis
	Logout		Drug Info
	Go to previous screen/function		Refresh current page
	Save and close current screen		View MAR Graph view
	View MAR Table view		View MAR 7 Day view
	Edit record		Delete record
	Copy record		Add new record and edit current record
	Record Due Medication		New Record Notification
	Alternate Drug List		Drug History Record
	View inactive prescription		Settings

2.2 Login to PhIS Mobile

To login into the system, perform the steps below:



The screenshot shows the PhIS login interface. At the top is the Ministry of Health Malaysia logo and the text 'MINISTRY OF HEALTH, MALAYSIA' and 'PHARMACY INFORMATION SYSTEM'. Below this are two input fields: 'Username' (labeled with a red circle 2) and 'Password' (labeled with a red circle 3). Below the password field is a button labeled 'MAR Modul' (labeled with a red circle 1). To the left of this button is a button labeled 'Medication Order'. Below these buttons is a large green 'Submit' button. At the bottom, there is a link that says 'Forgot your password'. The background of the login page features a blue gradient and a faint image of a green pill bottle and white pills.

Figure 2.2-1 PhIS Login Page

STEP 1

Tap on the  button

STEP 2

Key-in username in the **Username** field

STEP 3

Key-in password in the **Password** field

Note

If user entered wrong username or password, alert message will be displayed as shown in Figure 2.2-2.

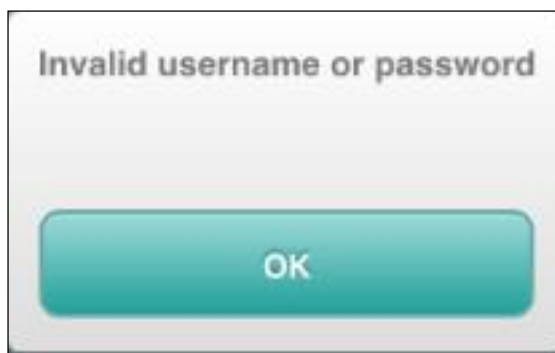


Figure 2.2-2 User does not exist

Note

User will be tied to the **Location** based on the access right. User will need to refer to the facility's System Administrator for any update needed.

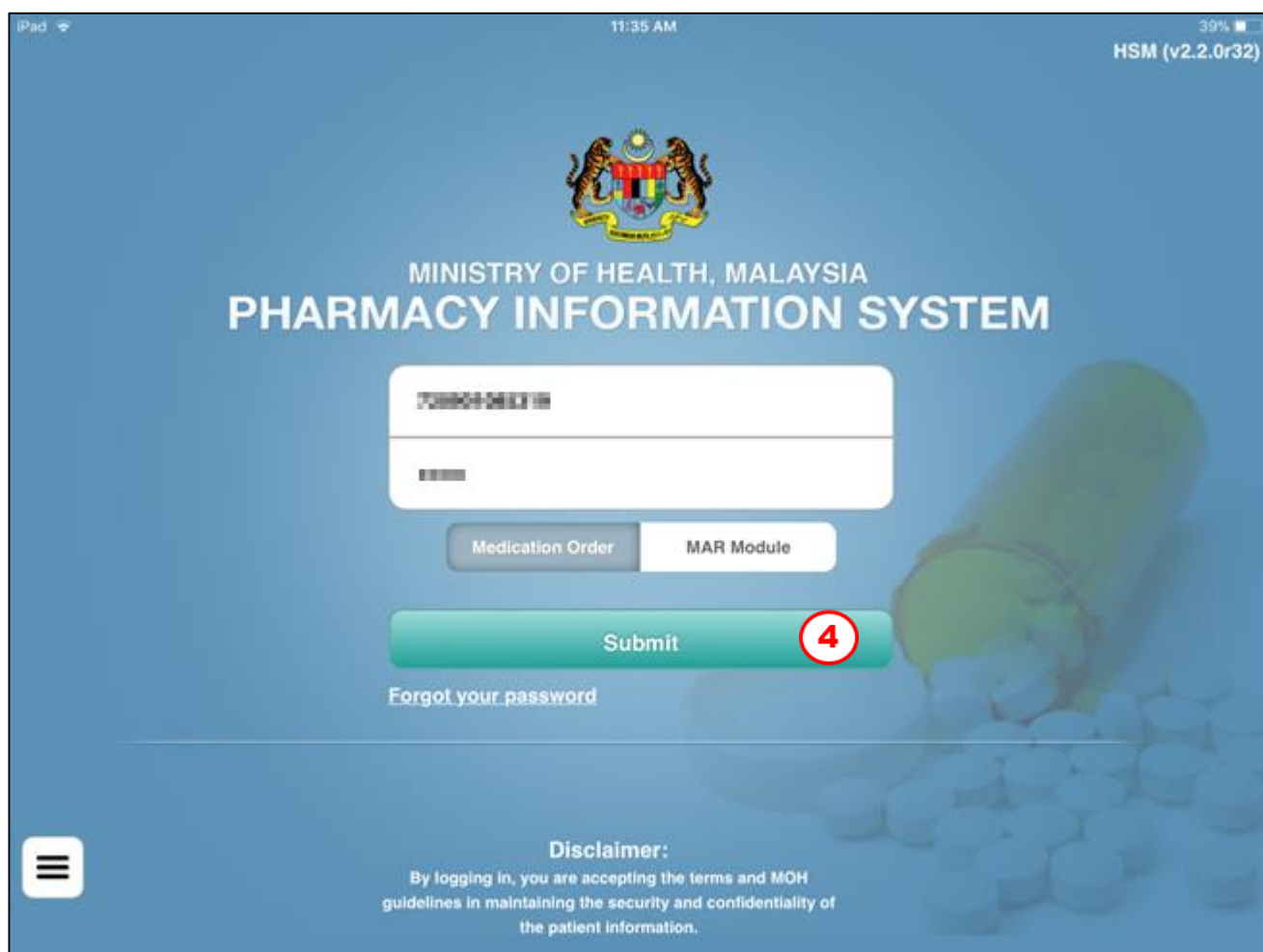


Figure 2.2-3 Enter login details

Note

- User must change their password when login to the system for the first time
- User must also change their password once their password has expired
- If it is the user first time to login or password has expired, alert message will be displayed as shown in Figure 2.2-4

- Click OK to change the password
- Password must be in alphanumeric, more than 6 characters length and less than 25 characters
- Alert message will be displayed once user successfully changed the password. User must login using the new password
- User can also change the password after login on menu “Change Password”



Figure 2.2-4 Alert message to change password

STEP 4

Tap on the  button to log-into the application

2.3 PhISMobile application Home Page Overview

User will be navigated to the PhIS home page upon successful login.

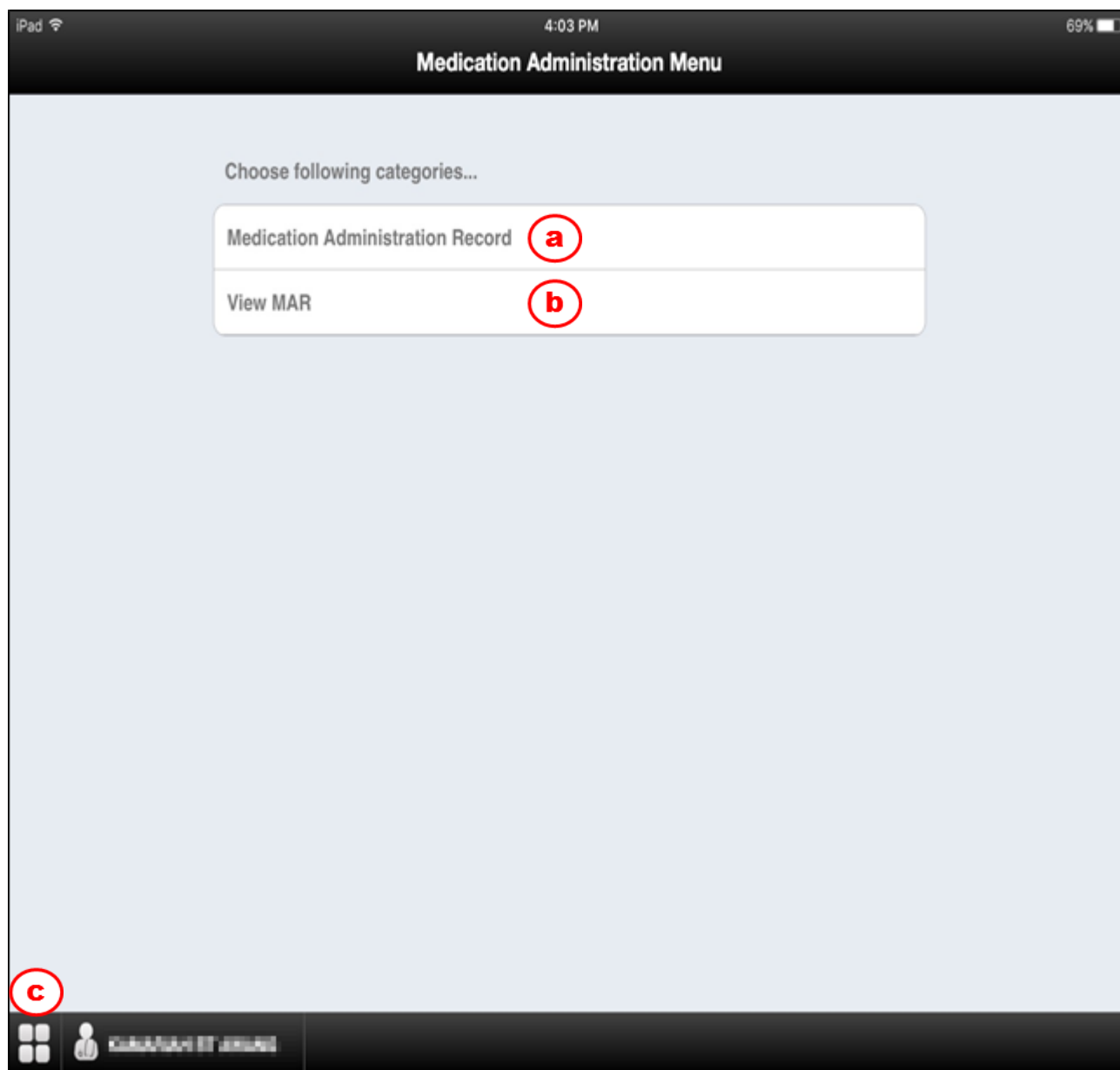


Figure 2.3-1 PhIS Home Page

a) Medication Administration Record

b) View MAR

c) Logout

Log out from the system

3.0 Medication Administration Record

Overview

The Medication Administration Record module handles all the information regarding the medication as per ward medication chart.

User Group

This module is intended for Matron, Sister and Staff Nurse

Functional Diagram

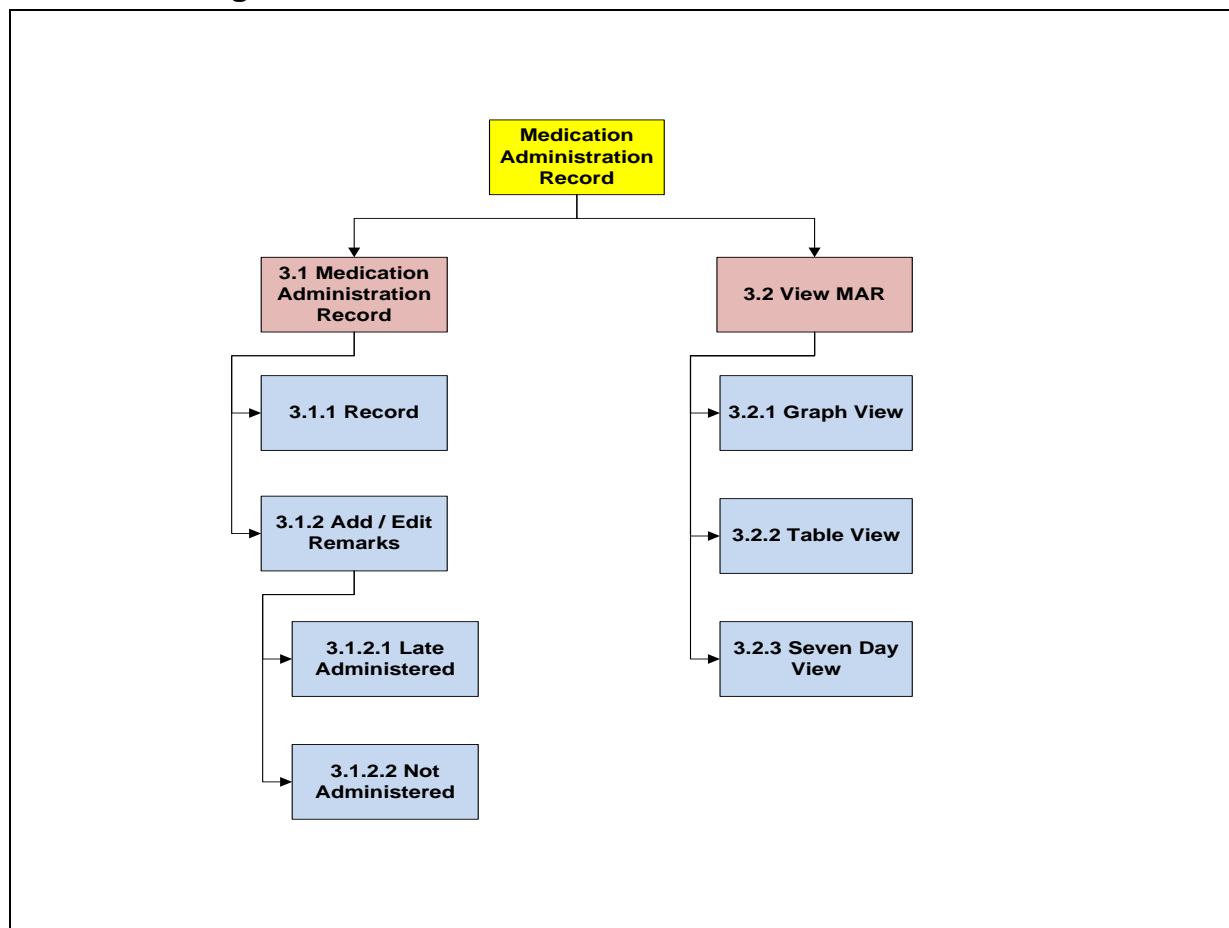


Figure 3.0-1MAR Functional Description

Functional Description

Medication Administration Record comprises of two (2) main functions:

- **Medication Administration Record**
To record the medication, serve to patient in ward
- **View MAR**
To view patient medication chart in ward

3.1 Medication Administration Record

3.1.1 Medication Administration Record

Medication administration record is used to record the medication with status **Due** only

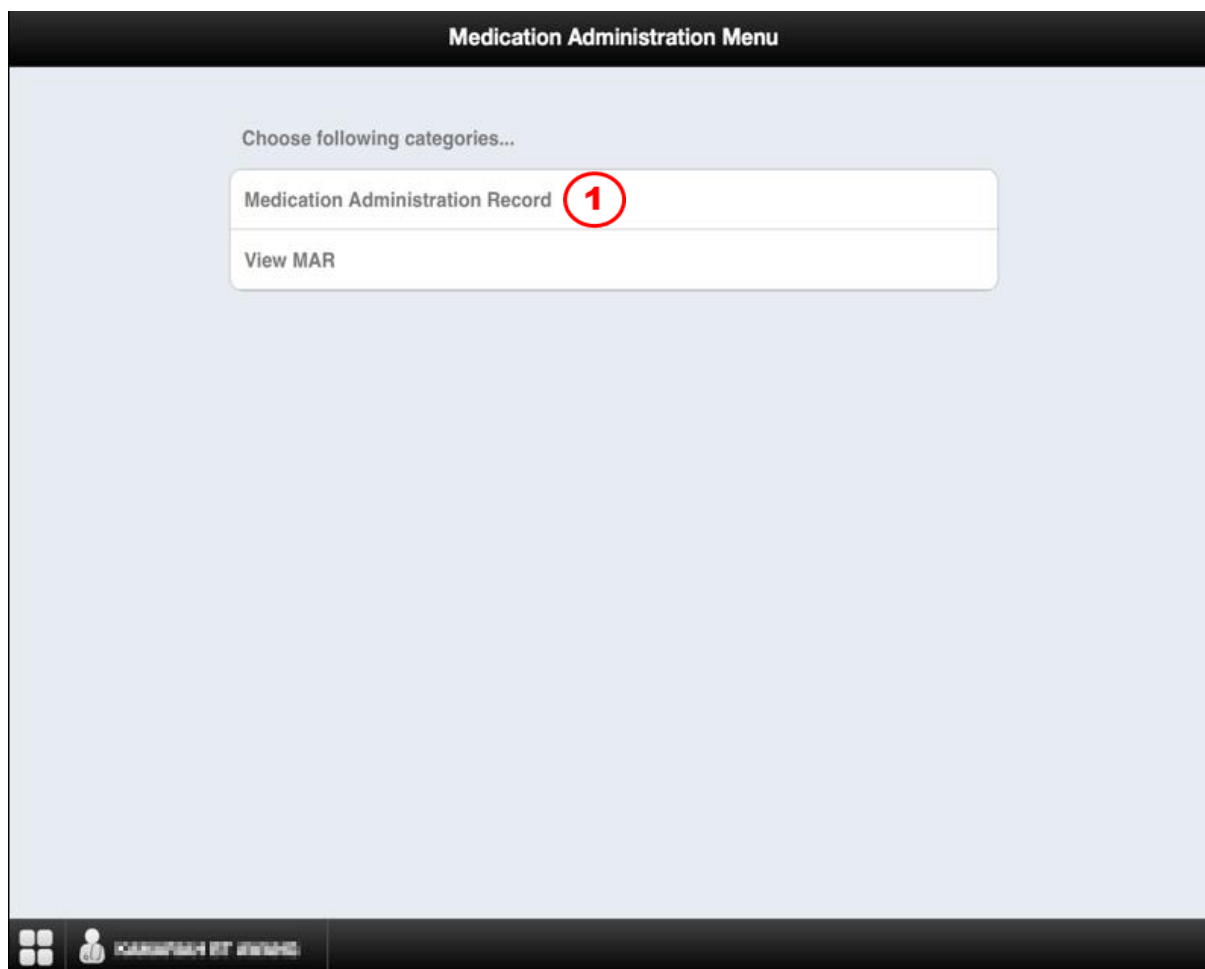
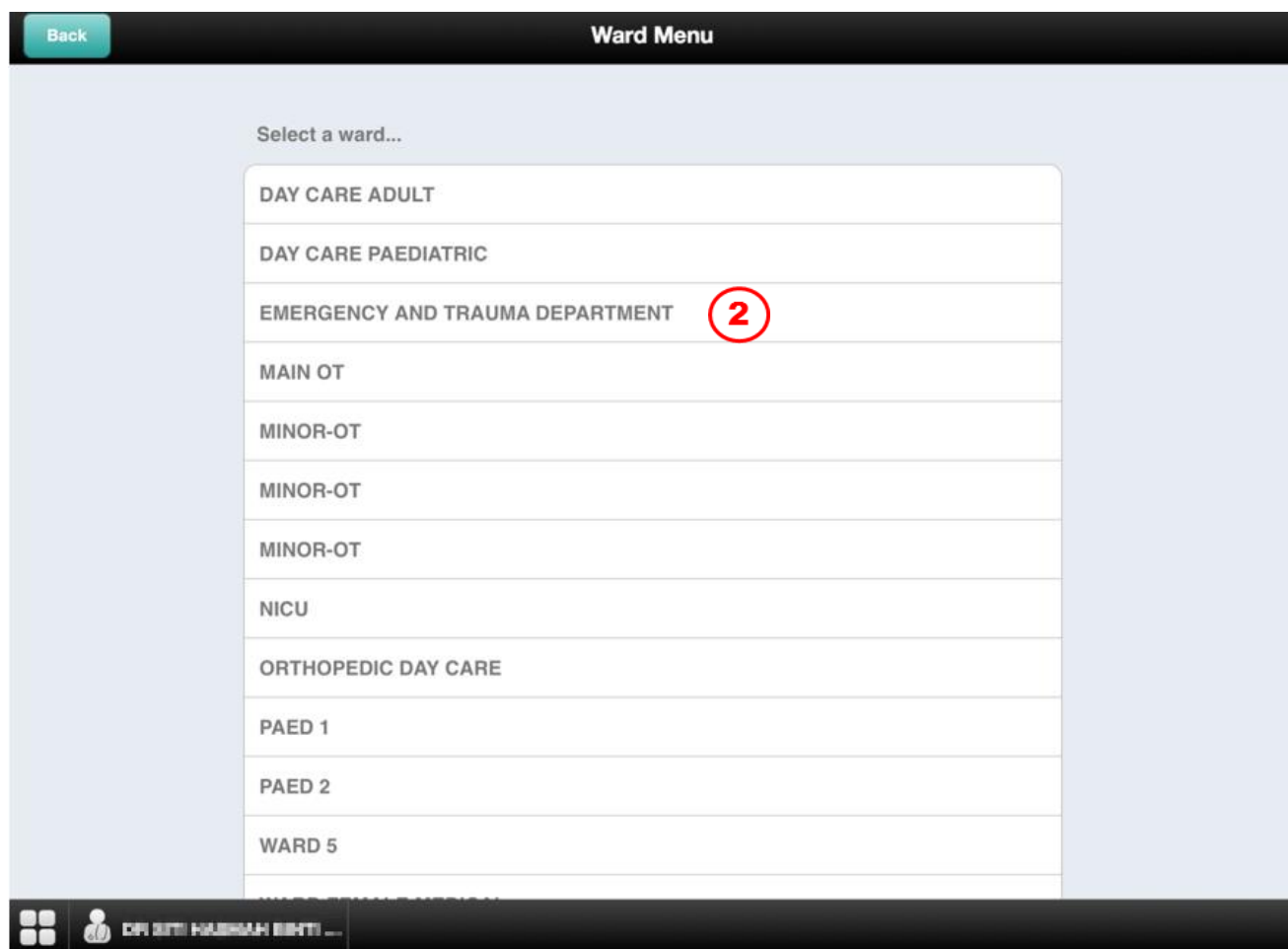


Figure 3.1.1-1 MAR Listing Page

STEP 1

Tap on the **Medication Administration Record**



Back Ward Menu

Select a ward...

DAY CARE ADULT
DAY CARE PAEDIATRIC
EMERGENCY AND TRAUMA DEPARTMENT 2
MAIN OT
MINOR-OT
MINOR-OT
MINOR-OT
NICU
ORTHOPEDIC DAY CARE
PAED 1
PAED 2
WARD 5

DR. RUTH KUSUMAH BINTI

Figure 3.1.1-2 Location Screen Listing Page

STEP 2

Tap on the selected location e.g WAD 1, WAD ICU to select patient

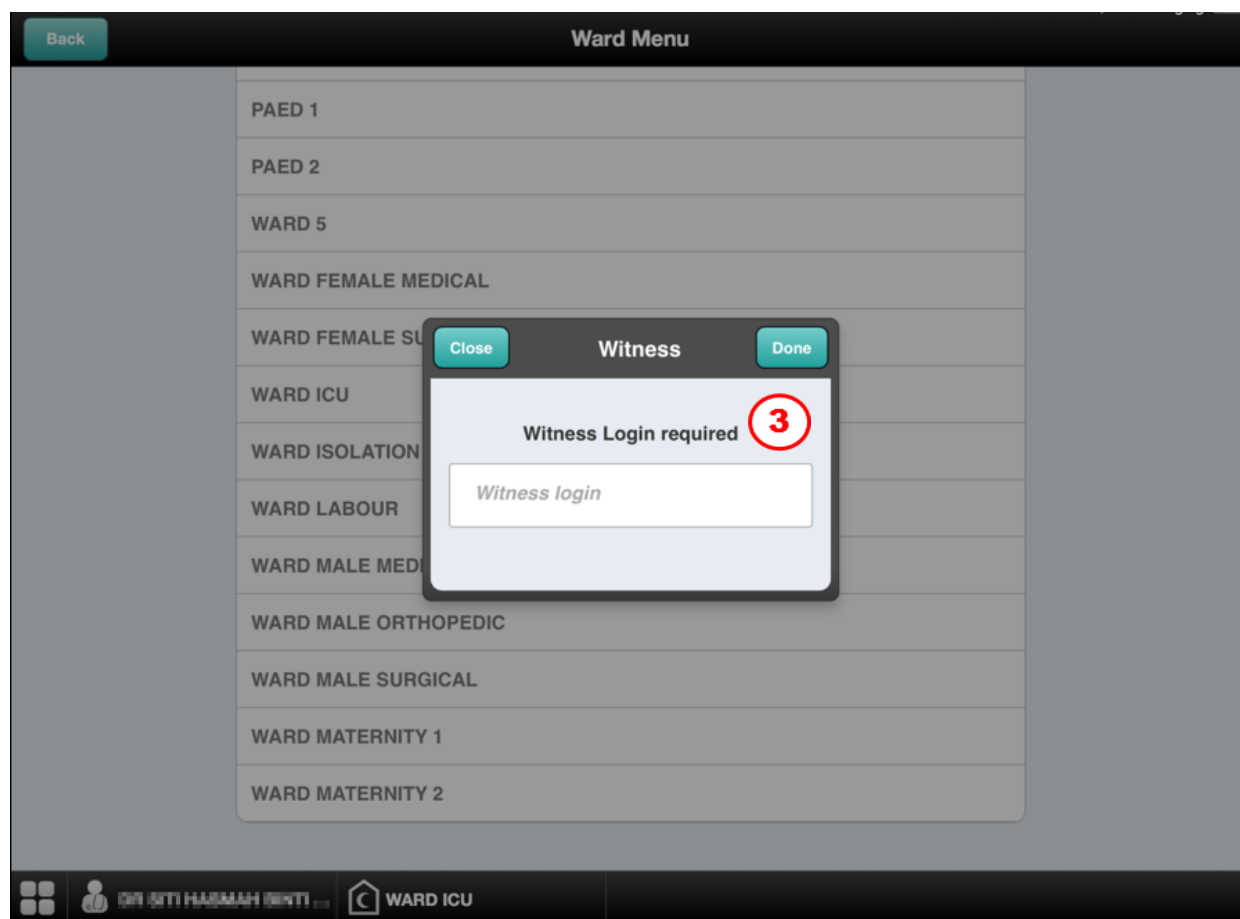


Figure 3.1.1-3 Witness Login Page

STEP 3

Enter the PhIS Login ID in the **Witness Login** pop up screen

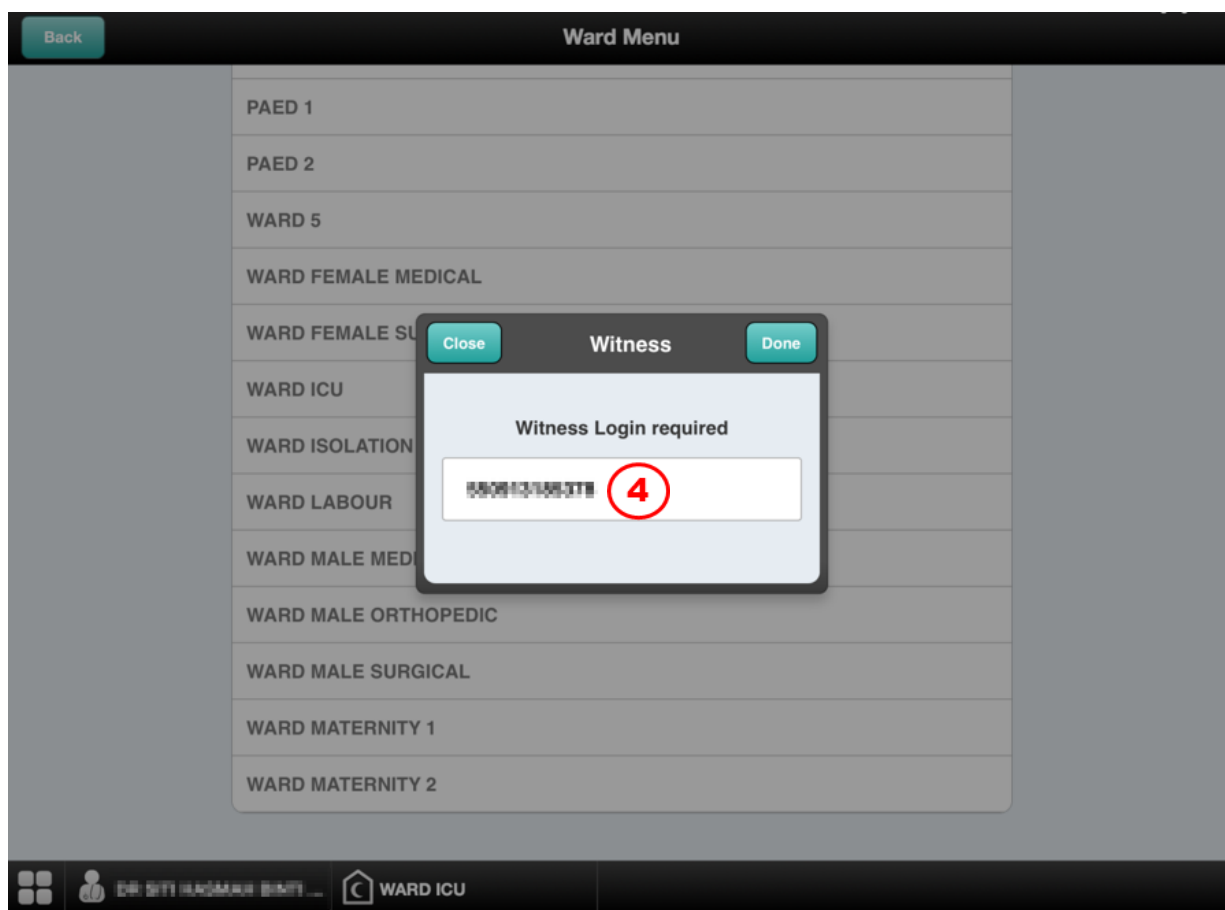


Figure 3.1.1-4 Witness Login Page

STEP 4

Tap on the  button

Note

- Witness must have system access login.
- Witness must be different with user login.
- Witness shall be from the same discipline and the grade of Jururawat must be U29 and above.
- Witness does not require to login for every patient.

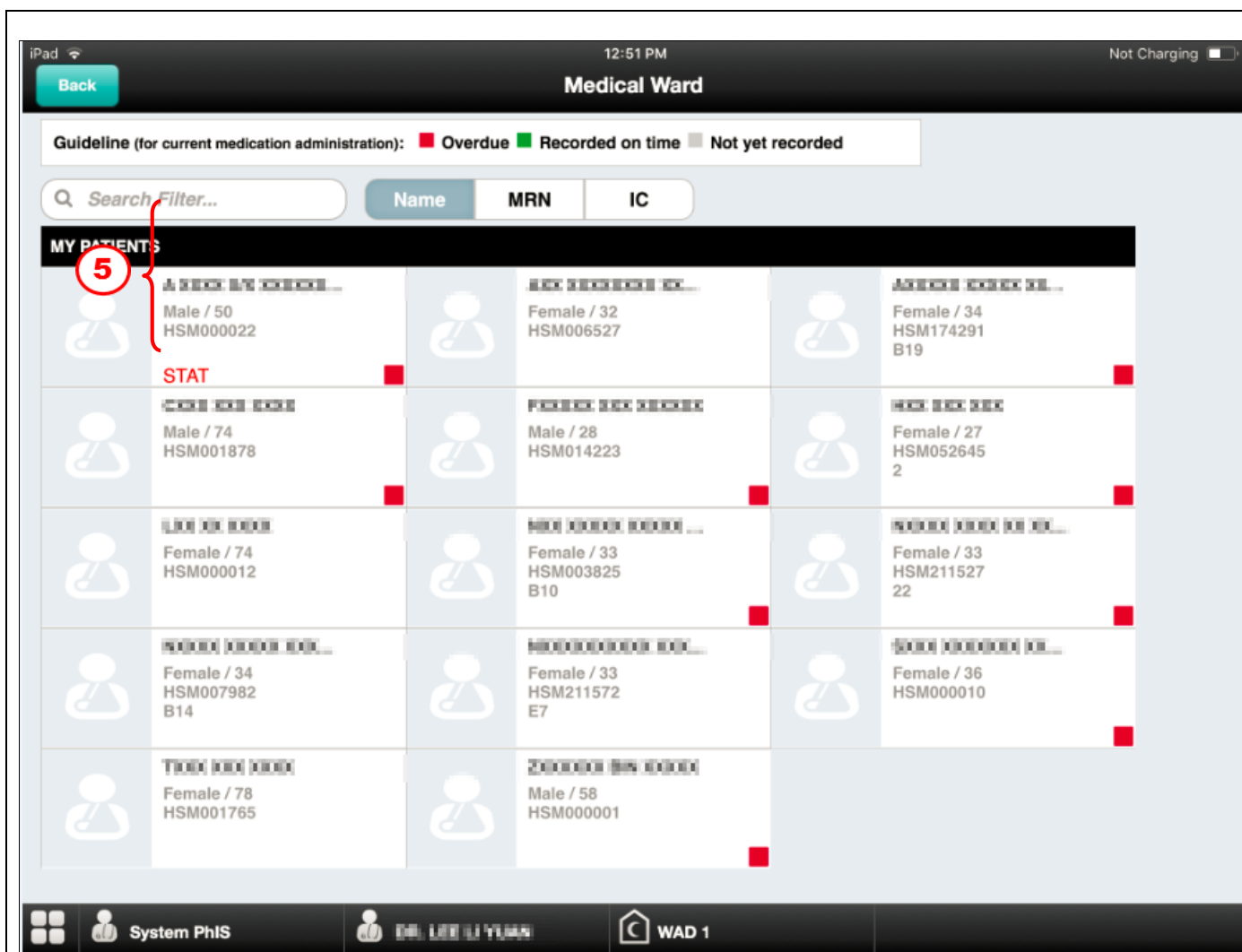


Figure 3.1.1-5 Patient Listing Page

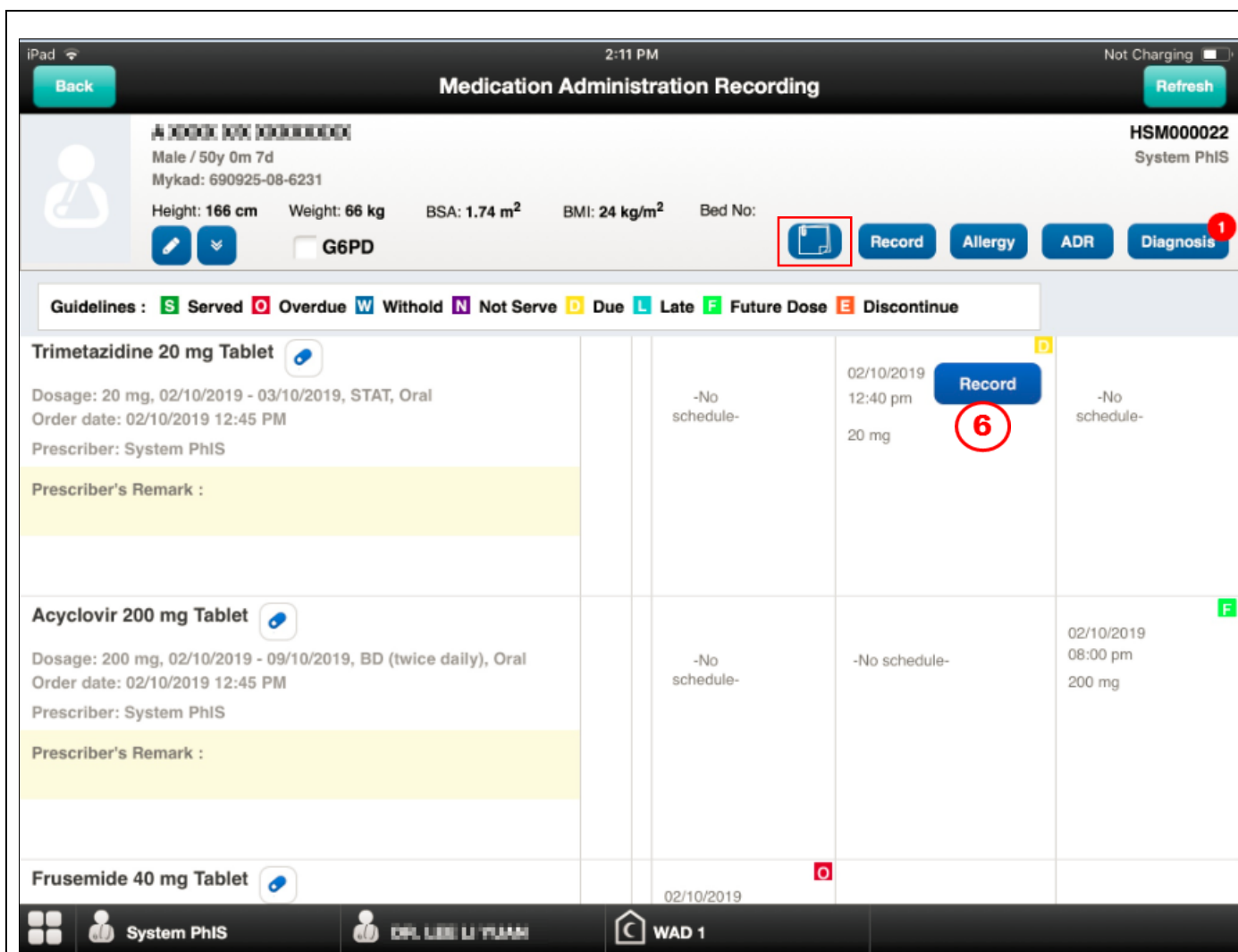
STEP 5

Tap on selected patient name or search the patient by using  field

- Various search criteria are provided as below:

No	Field	Description	Remark
A	Name	Patient Name	Allow to search by patient full name or partial
B	MRN	Patient Medical Record Number	Search option: <ul style="list-style-type: none"> • Type the MRN either full or partial: Example: HPSF00001234 or "1234"
C	IC	Patient visit location	Able to filter and search patient by visit location and prescriber's location.

Table3.1.1-1



Medication Administration Recording

Back Refresh

HSM000022
System PhIS

Male / 50y 0m 7d
Mykad: 690925-08-6231

Height: 166 cm Weight: 66 kg BSA: 1.74 m² BMI: 24 kg/m² Bed No:

G6PD

Record Allergy ADR Diagnosis

Guidelines : **S** Served **O** Overdue **W** Withhold **N** Not Serve **D** Due **L** Late **F** Future Dose **E** Discontinue

Trimetazidine 20 mg Tablet

Dosage: 20 mg, 02/10/2019 - 03/10/2019, STAT, Oral
Order date: 02/10/2019 12:45 PM
Prescriber: System PhIS
Prescriber's Remark :

Acyclovir 200 mg Tablet

Dosage: 200 mg, 02/10/2019 - 09/10/2019, BD (twice daily), Oral
Order date: 02/10/2019 12:45 PM
Prescriber: System PhIS
Prescriber's Remark :

Frusemide 40 mg Tablet

02/10/2019


System PhIS DR. LEE LI YUAN WAD 1

Figure 3.1.1-6 Medication Administration Recording

STEP 6

Tap on the **Record** button and system will display as Figure 3.1.1-6

Note

- User able to see the remark by click  button as per Figure 3.1.1-6. The remark entered by pharmacist through web application in new screen. However, this remark records are shown by patient and not by specific drugs.

Pharmacist Remarks					
Prescription Number	Drug Name	Pharmacist Remark	Date and Time	Stage	Pharmacist Name
MMW0000954726	Diclofenac Sodium 50 mg Tablet	entered by pharmacist in web app for diclofenac sodium 50 mg	07/01/2019 12:55:48	Screening	
MMW0000954726	Ampicillin 500mg Injection	remarks entered from web app for ampicillin	07/01/2019 12:55:18	Screening	

Figure 3.1.1-7 Pharmacist Remarks

- Pharmacist name will appear only after user successfully Verify, Prepared or Dispensed the record. For example, If pharmacist entered the remarks before click on Verify button and at the same time, mobile user open the Remarks in iPad, pharmacist name will be shown blank as per Figure 3.1.1-7. Only after they Verify the order, name will appear when mobile user open the record.

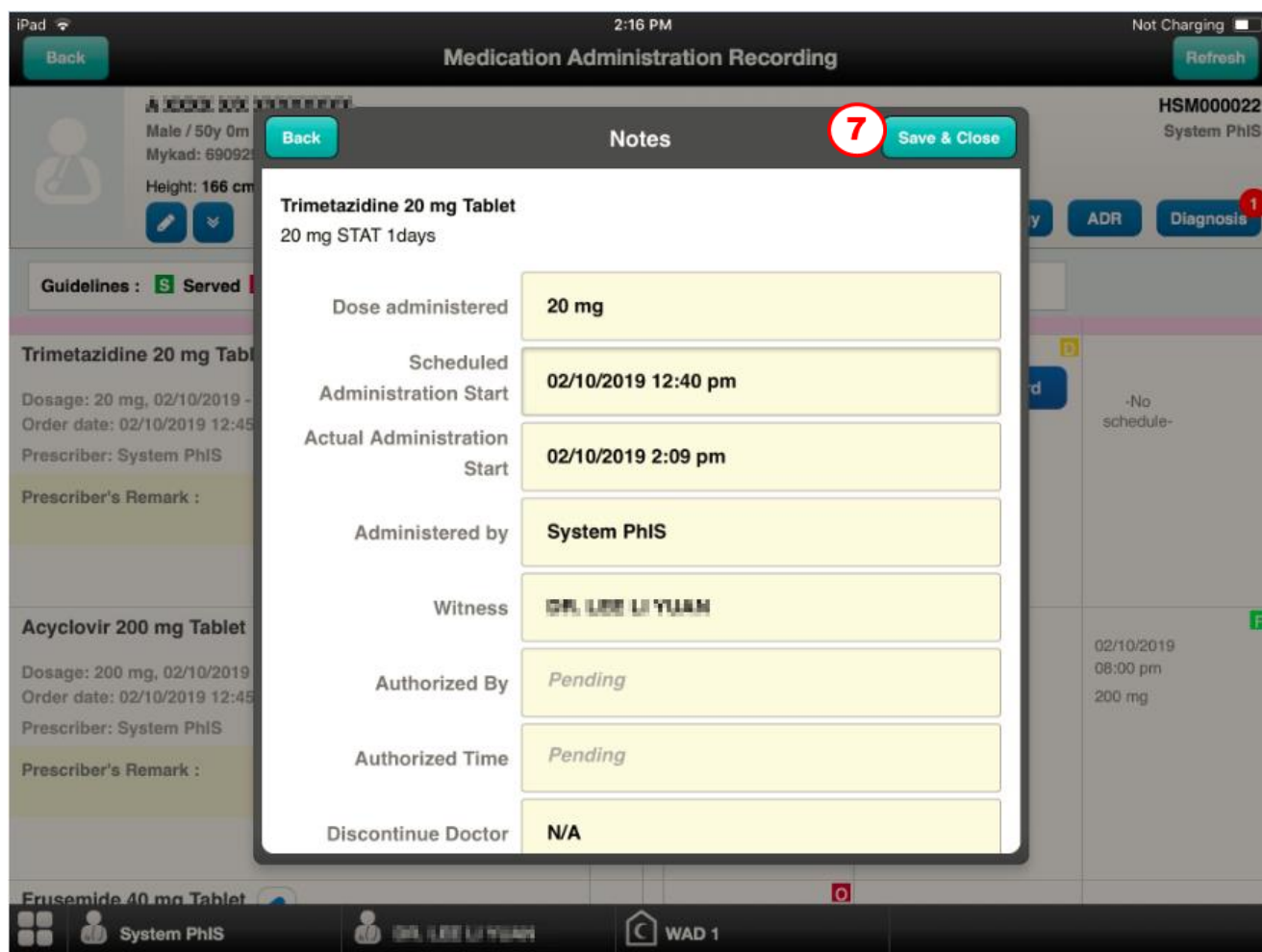


Figure 3.1.1-8 Medication Administration Recording

STEP 7

Tap on the  button to save the record

Note

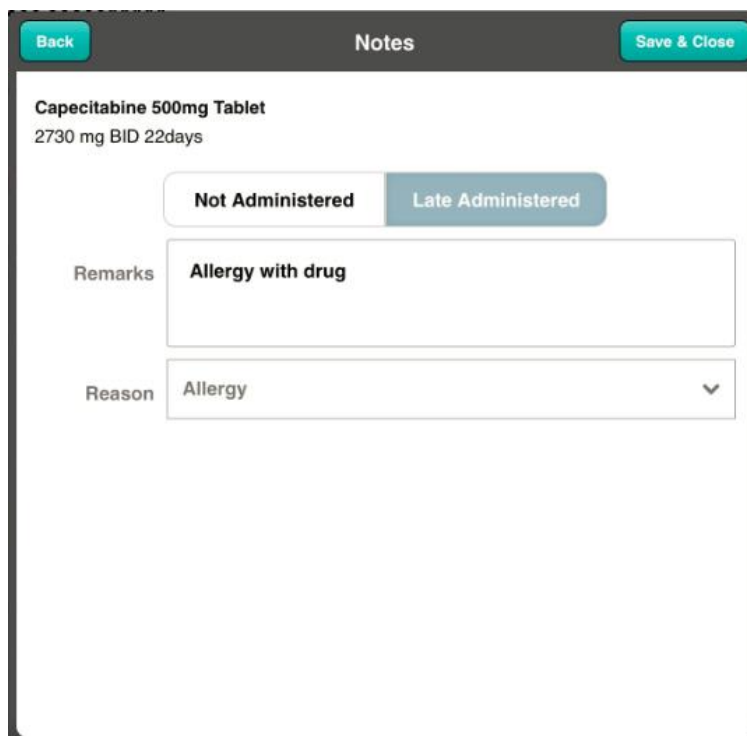


Figure 3.1.1-9 Medication Administration Recording

User able to record medication with status Due and Add / Edit Remarks under “No Administered” type only as display in Figure 3.1.1-9

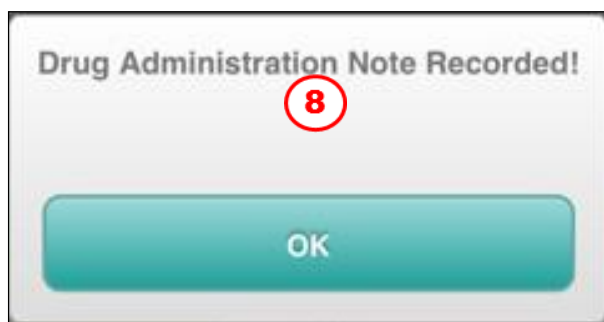



Figure 3.1.1-10 Medication Administration Recording

STEP 8

Tap on the  button and system will display as Figure 3.1.1-10

iPad 2:17 PM Not Charging

Back **Medication Administration Recording** **Refresh**

HSM000022
System PhIS

Male / 50y 0m 7d
Mykad: 690925-08-6231

Height: 166 cm Weight: 66 kg BSA: 1.74 m² BMI: 24 kg/m² Bed No:

☐ G6PD **Record** **Allergy** **ADR** **Diagnosis**

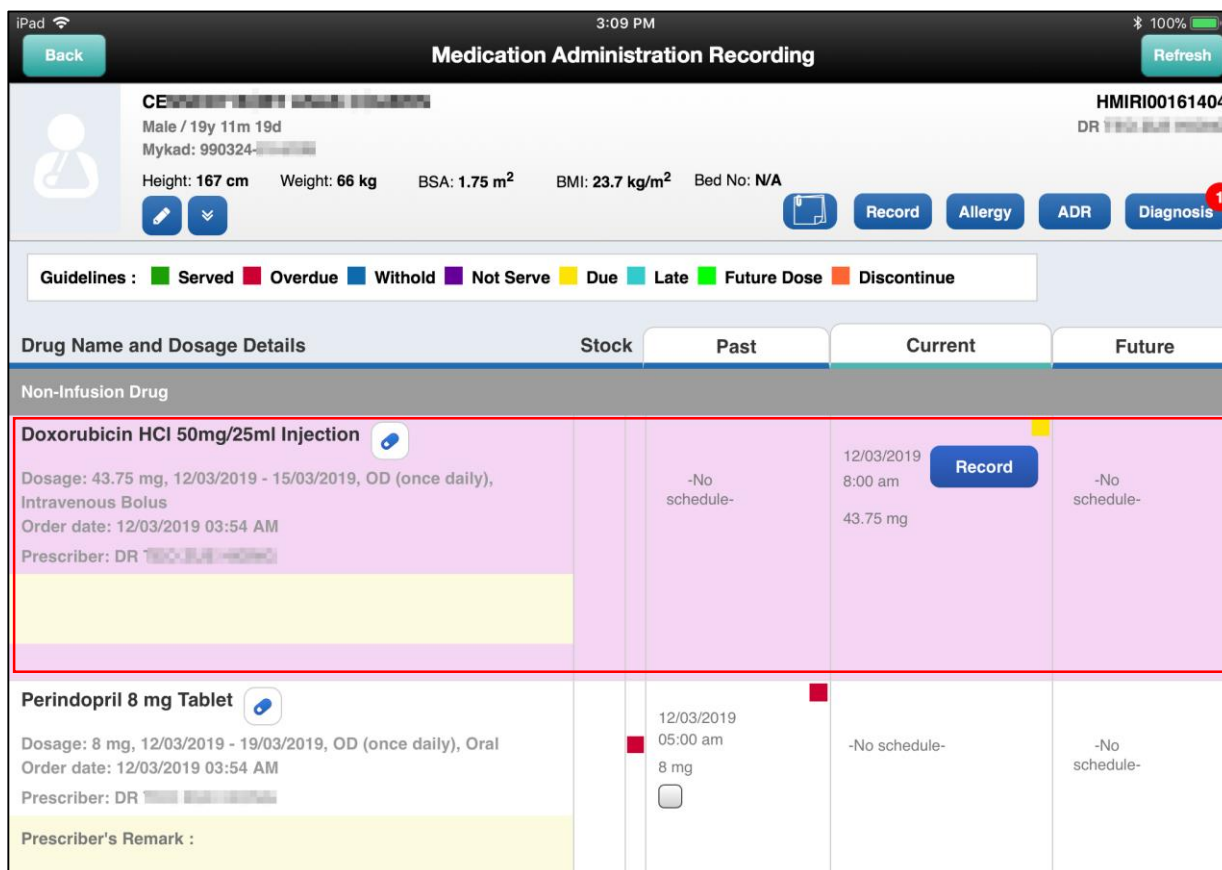
Guidelines : **S** Served **O** Overdue **W** Withold **N** Not Serve **D** Due **L** Late **F** Future Dose **E** Discontinue

Trimetazidine 20 mg Tablet Dosage: 20 mg, 02/10/2019 - 03/10/2019, STAT, Oral Order date: 02/10/2019 12:45 PM Prescriber: System PhIS Prescriber's Remark :	-No schedule-	02/10/2019 2:13 pm 20 mg	S Complete	-No schedule-
Acyclovir 200 mg Tablet Dosage: 200 mg, 02/10/2019 - 09/10/2019, BD (twice daily), Oral Order date: 02/10/2019 12:45 PM Prescriber: System PhIS Prescriber's Remark :	-No schedule-	-No schedule-		02/10/2019 08:00 pm 200 mg F
Furosemide 40 mg Tablet				O

System PhIS WAD 1

Figure 3.1.1-11 Medication Administration Recording

Note



Medication Administration Recording

Back Refresh

CE [REDACTED] HMIRI00161404
Male / 19y 11m 19d
Mykad: 990324- [REDACTED]
Height: 167 cm Weight: 66 kg BSA: 1.75 m² BMI: 23.7 kg/m² Bed No: N/A

Record Allergy ADR Diagnosis

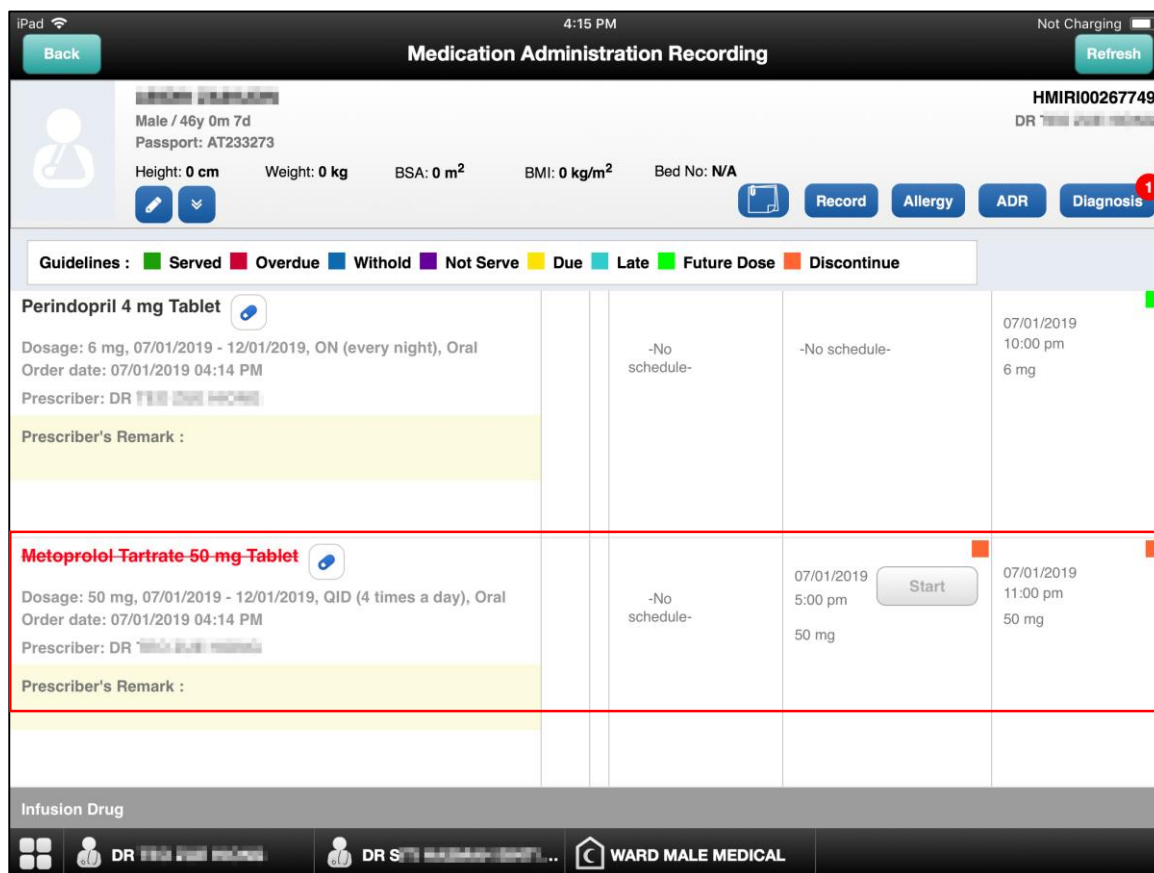
Guidelines : ■ Served ■ Overdue ■ Withhold ■ Not Serve ■ Due ■ Late ■ Future Dose ■ Discontinue

Drug Name and Dosage Details	Stock	Past	Current	Future
Non-Infusion Drug				
Doxorubicin HCl 50mg/25ml Injection Dosage: 43.75 mg, 12/03/2019 - 15/03/2019, OD (once daily), Intravenous Bolus Order date: 12/03/2019 03:54 AM Prescriber: DR [REDACTED]		-No schedule-	12/03/2019 8:00 am 43.75 mg Record	-No schedule-
Perindopril 8 mg Tablet Dosage: 8 mg, 12/03/2019 - 19/03/2019, OD (once daily), Oral Order date: 12/03/2019 03:54 AM Prescriber: DR [REDACTED] Prescriber's Remark :		12/03/2019 05:00 am 8 mg	-No schedule-	-No schedule-

Figure 3.1.1-12 Medication Administration Recording

- User able to see the CDR order as per Figure 3.1.1-12
- Drug display on top of normal order and highlight with purple background color.
- The CDR order were sorted in alphabetical order.
- Arrangement of drugs with, active drug then followed by inactive drugs.
- Different color highlighted for each drug rows. Such as white/Gray for normal, IV, PN order; light purple for CDR order; yellow for wardstock drug; and pink for own medication drug.
- Arrangement of normal drug and CDR drug where for CDR, it will be group on top and normal order will place below CDR group as per Figure 3.1.1-12.. Sorting still follow alphabetical and active drug first then followed by inactive drugs.

Note



Medication Administration Recording

Male / 46y 0m 7d
Passport: AT233273
Height: 0 cm Weight: 0 kg BSA: 0 m² BMI: 0 kg/m² Bed No: N/A

HMIRI00267749
DR [Name]

Guidelines : ■ Served ■ Overdue ■ Withhold ■ Not Serve ■ Due ■ Late ■ Future Dose ■ Discontinue

Medication	Dosage	Order date	Prescriber	Prescriber's Remark	Schedule	Time	Status
Perindopril 4 mg Tablet	6 mg, 07/01/2019 - 12/01/2019, ON (every night), Oral	07/01/2019 04:14 PM	DR [Name]		-No schedule-	07/01/2019 10:00 pm	Served
Metoprolol Tartrate 50-mg-Tablet	50 mg, 07/01/2019 - 12/01/2019, QID (4 times a day), Oral	07/01/2019 04:14 PM	DR [Name]		-No schedule-	07/01/2019 5:00 pm	Discontinue

Infusion Drug

DR [Name] DR [Name] WARD MALE MEDICAL

Figure 3.1.1-13 Medication Administration Recording

- User able to see the discontinue order as per Figure 3.1.1-13
- Drug display on coloum order and stirke through in red.
- Arrangemnet of drugs with, active drug then followed by inactive drugs.
- MAR Dialog status updated to Discontinue and stirke through in red as per Figure above after prescriber stop the medication for patient.

3.1.2 Ward Stok

This function is used to administer the medication to patient within the time range (on time) using ward stock.



Figure 3.1.2-1 MAR Listing Page

STEP 1

Tap on the ***Medication Administration Record***

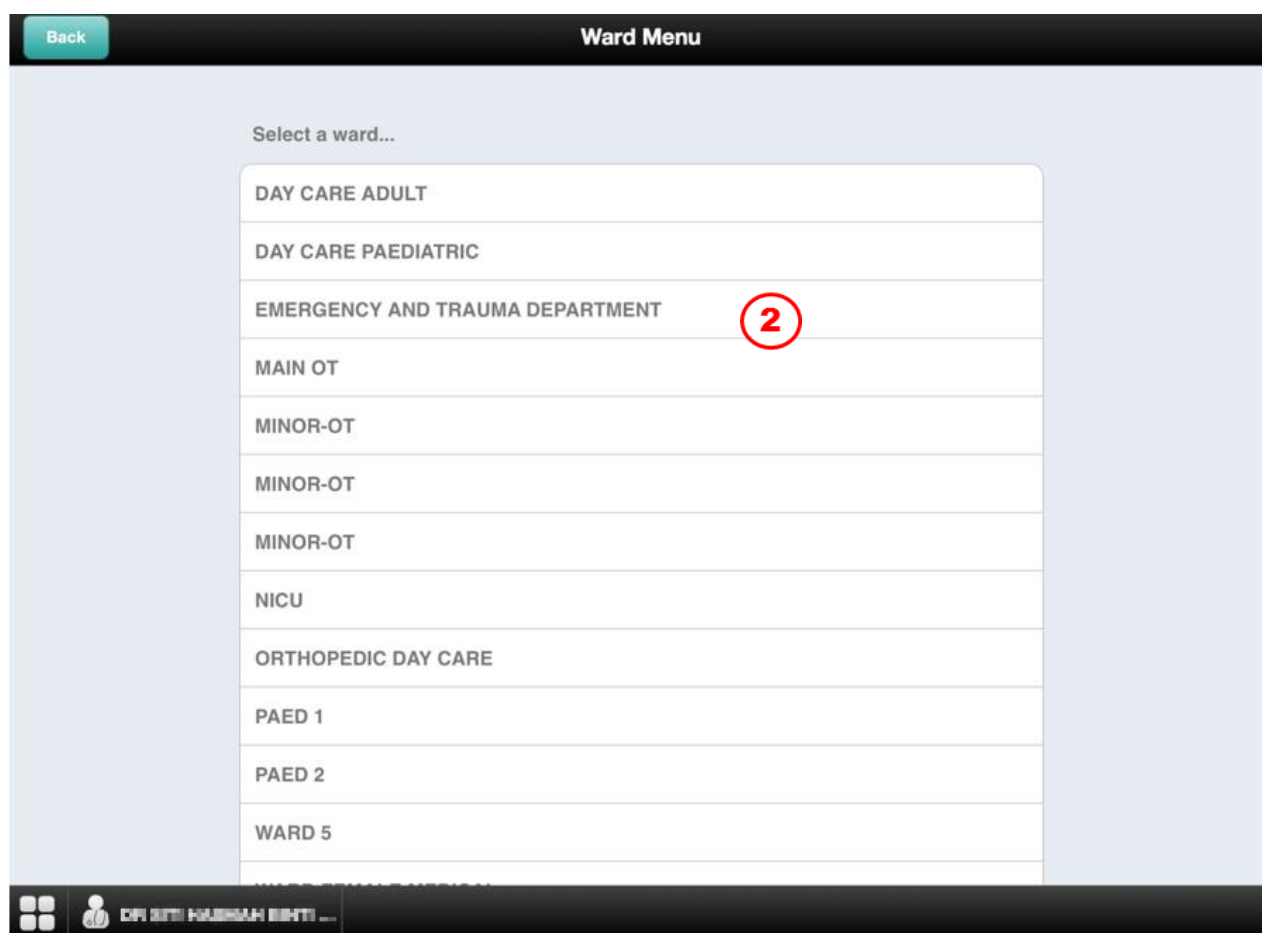


Figure 3.1.2-2 Location Screen Listing Page

STEP 2

Tap on the selected location e.g WAD 1, WAD ICU to select patient

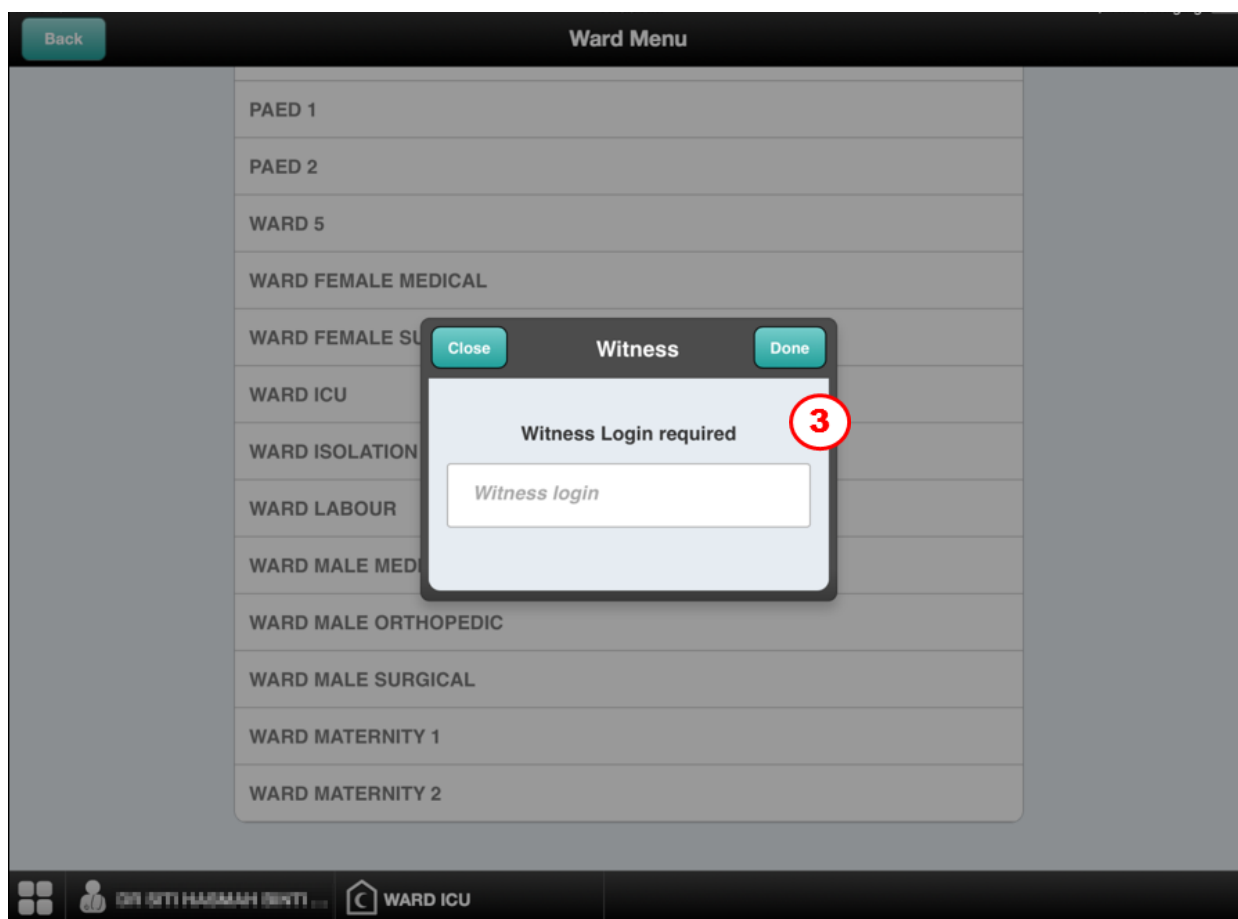


Figure 3.1.2-3 Witness Login Page

STEP 3

Enter the PhIS Login ID in the **Witness Login** pop up screen

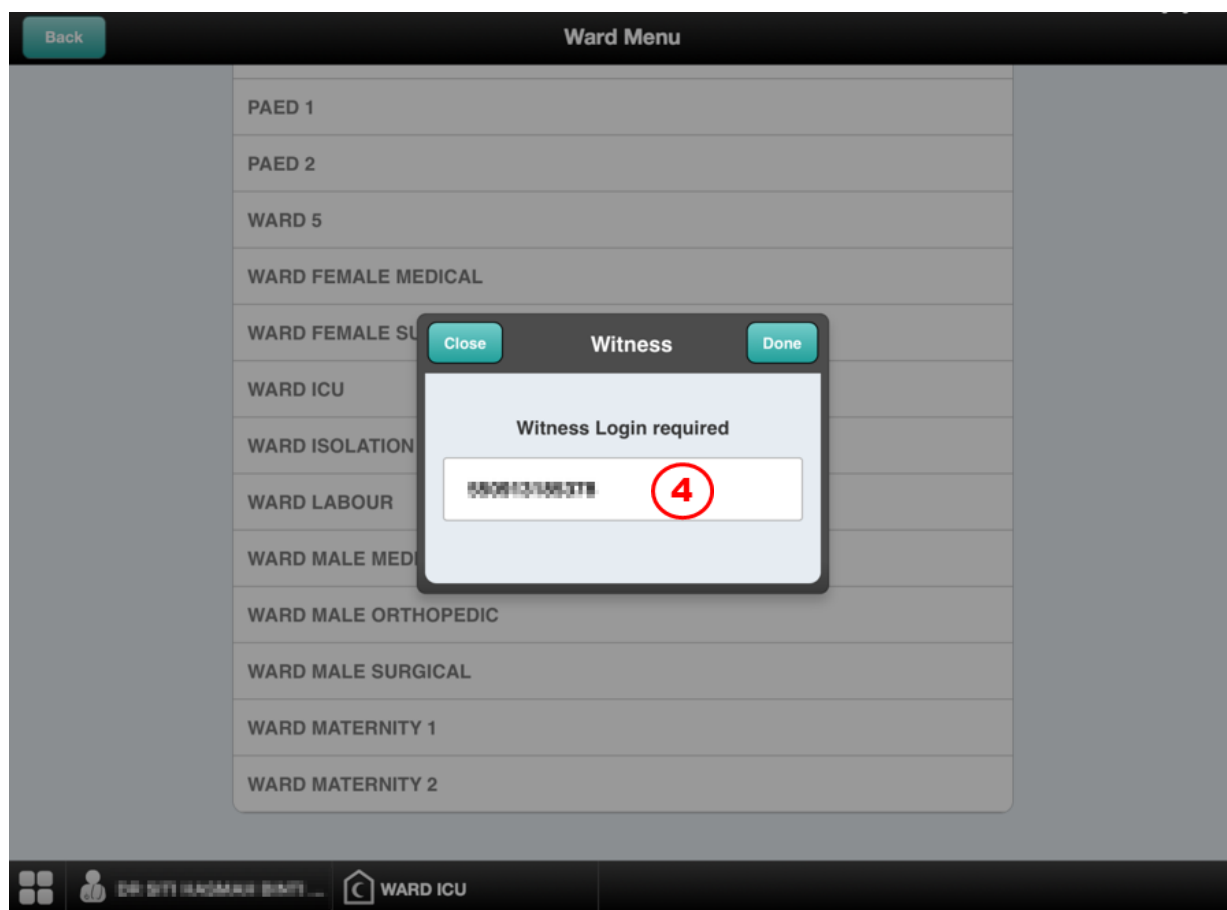


Figure 3.1.2-4 Witness Login Page

STEP 4

Tap on the  button

Note

- Witness must have system access login.
- Witness must be different with user login.
- Witness shall be from the same discipline and the grade of Jururawat must be U29 and above.
- Witness does not require to login for every patient.

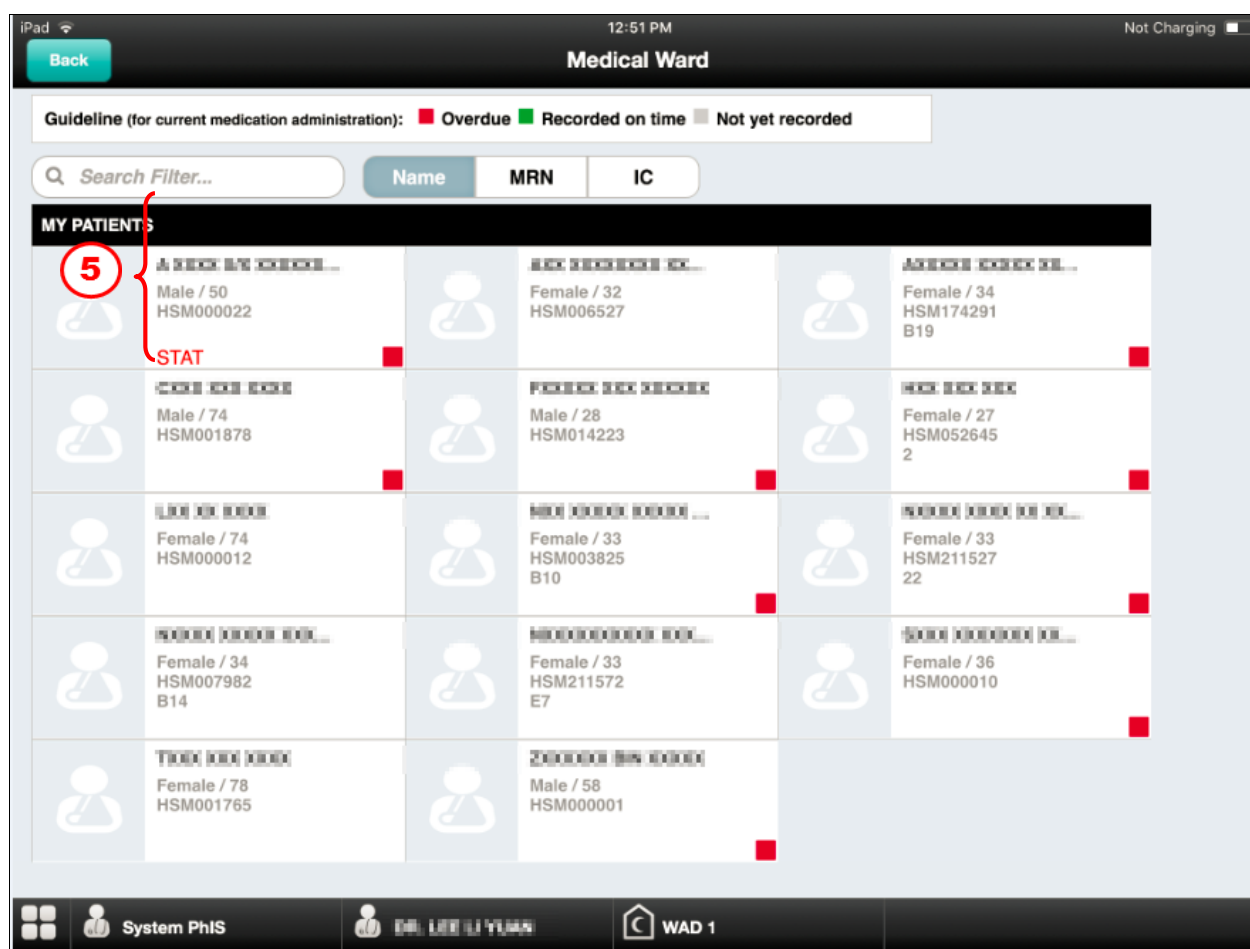


Figure 3.1.2-5 Patient Listing Page

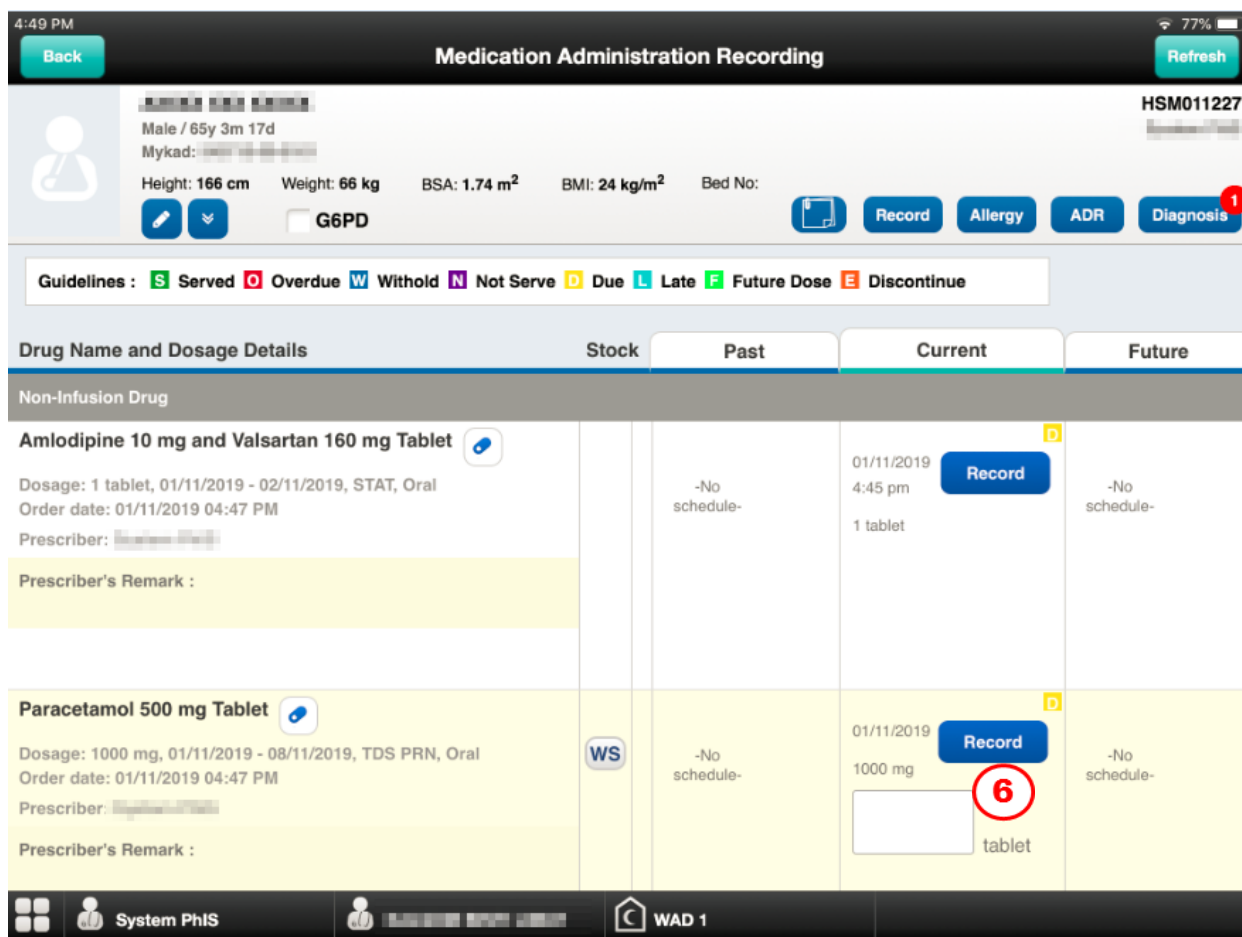
STEP 5

Tap on selected patient name or search the patient by using field

- Various search criteria are provided as below:

No	Field	Description	Remark
A	Name	Patient Name	Allow to search by patient full name or partial
B	MRN	Patient Medical Record Number	Search option: <ul style="list-style-type: none"> • Type the MRN either full or partial: <i>Example: HPSF00001234 or "1234"</i>
C	IC	Patient visit location	Able to filter and search patient by visit location and prescriber's location.

Table3.1.1-1



Medication Administration Recording

4:49 PM 77%

Back Refresh

HSM011227

Male / 65y 3m 17d
Mykad: [REDACTED]
Height: 166 cm Weight: 66 kg BSA: 1.74 m² BMI: 24 kg/m² Bed No: [REDACTED]
G6PD [REDACTED]

Record Allergy ADR Diagnosis 1

Guidelines : S Served O Overdue W Withhold N Not Serve D Due L Late F Future Dose E Discontinue

Drug Name and Dosage Details	Stock	Past	Current	Future
Non-Infusion Drug				
Amlodipine 10 mg and Valsartan 160 mg Tablet Dosage: 1 tablet, 01/11/2019 - 02/11/2019, STAT, Oral Order date: 01/11/2019 04:47 PM Prescriber: [REDACTED] Prescriber's Remark :		-No schedule-	01/11/2019 4:45 pm 1 tablet Record	-No schedule-
Paracetamol 500 mg Tablet Dosage: 1000 mg, 01/11/2019 - 08/11/2019, TDS PRN, Oral Order date: 01/11/2019 04:47 PM Prescriber: [REDACTED] Prescriber's Remark :	WS	-No schedule-	01/11/2019 1000 mg [REDACTED] 6 tablet Record	-No schedule-

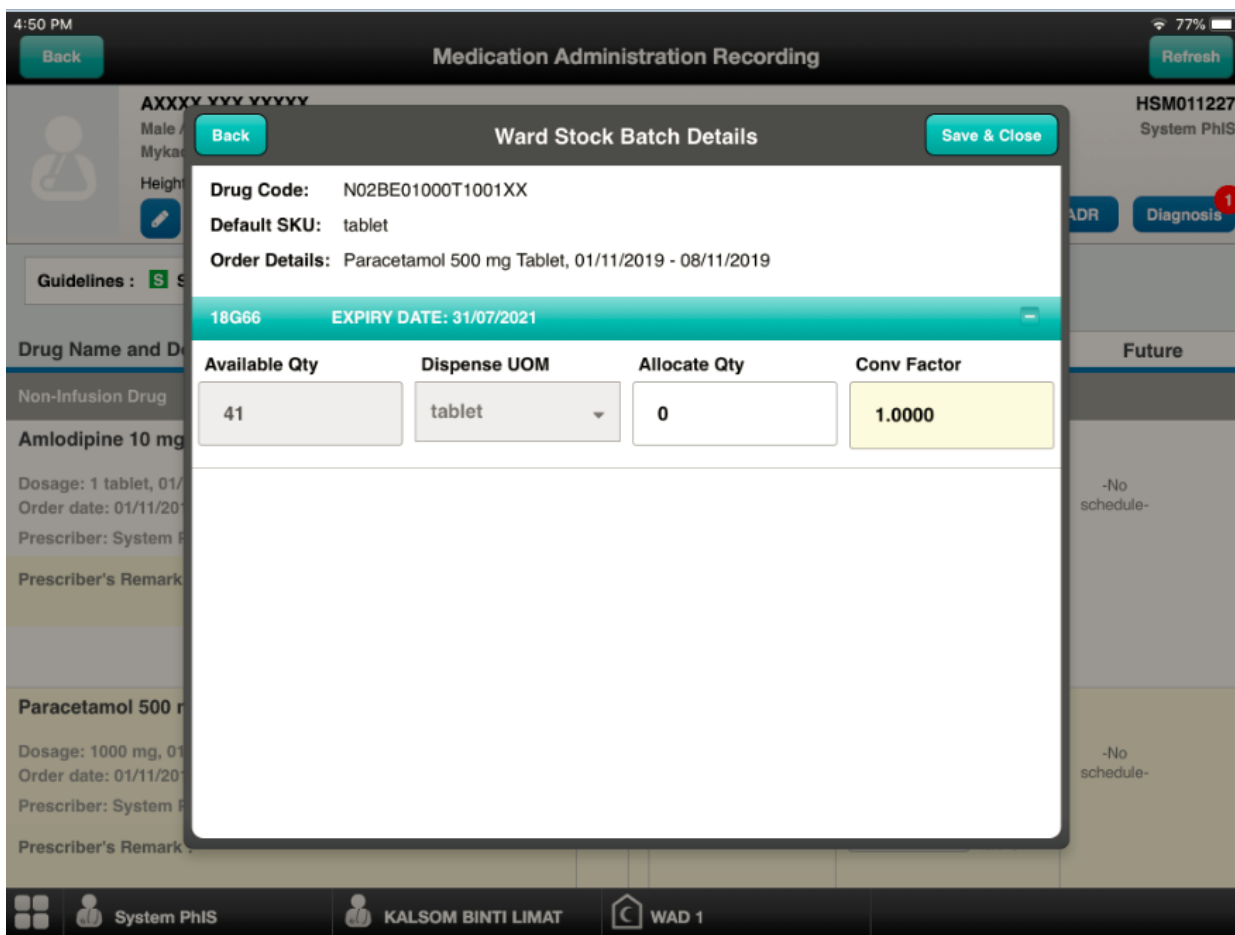
System PhIS WAD 1

Figure 3.1.2-6 Patient Order Details

STEP 6

Click on allocate the quantity and tap on the **Record** button and system will display as Figure 3.1.2-6

- Click on **WS** button to allocate quantity and item batch details appear as per Figure 3.1.2-6



4:50 PM Medication Administration Recording Refresh

Back HSM011227 System PhIS

XXXX XXX XXXXX Back Save & Close

Drug Code: N02BE01000T1001XX
Default SKU: tablet
Order Details: Paracetamol 500 mg Tablet, 01/11/2019 - 08/11/2019

18G66 EXPIRY DATE: 31/07/2021

Available Qty	Dispense UOM	Allocate Qty	Conv Factor
41	tablet	0	1.0000


Drug Name and Dose: Amlodipine 10 mg
Dosage: 1 tablet, 01/11/2019
Order date: 01/11/2019
Prescriber: System PhIS
Prescriber's Remark

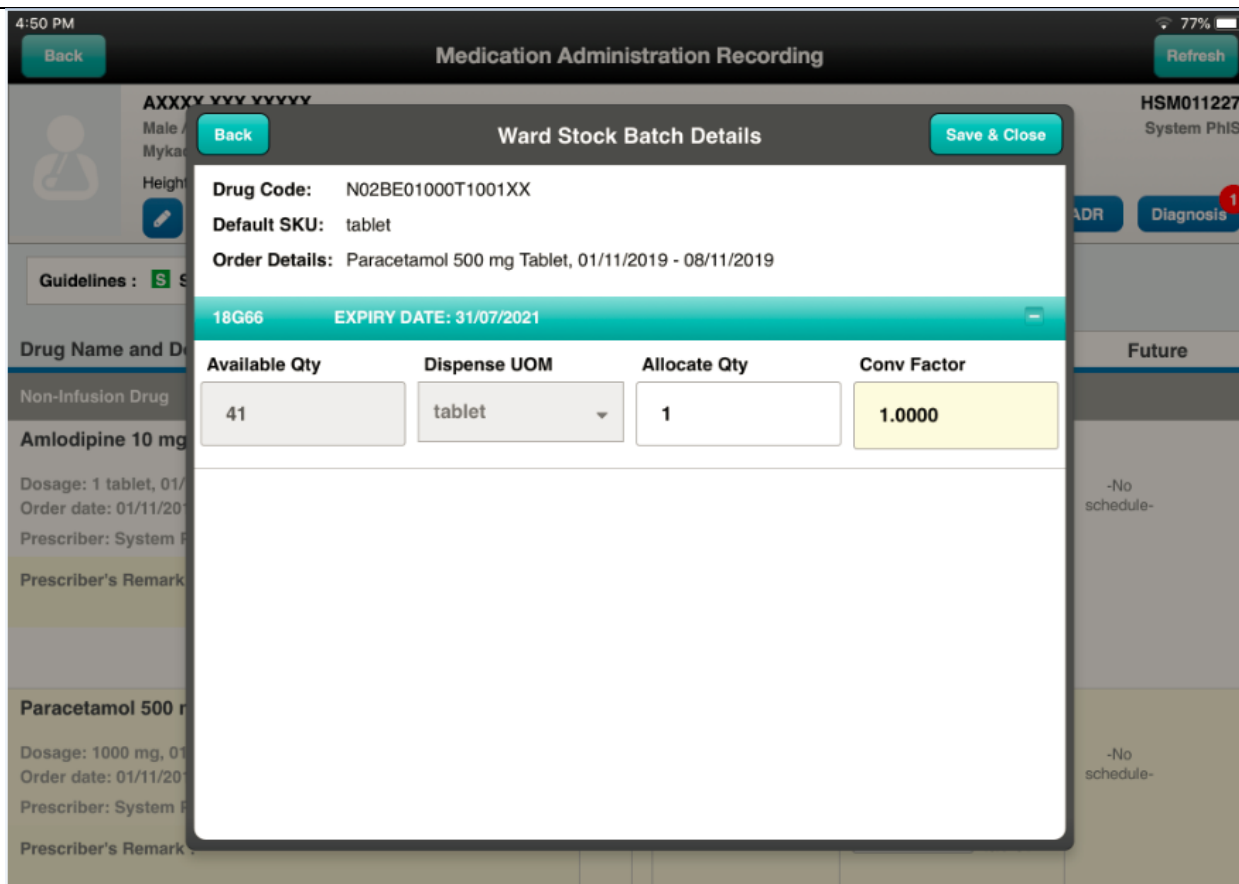
Paracetamol 500 mg
Dosage: 1000 mg, 01/11/2019
Order date: 01/11/2019
Prescriber: System PhIS
Prescriber's Remark

Future
-No schedule-
-No schedule-

System PhIS KALSOM BINTI LIMAT WAD 1

Figure 3.1.2-7 Drug Batch details

- Click  button to view batch details as per Figure 3.1.2-7 and choose the batch no and insert the Allocate Qty field as per Figure 3.1.2-8



4:50 PM Back Refresh 77%

Medication Administration Recording

XXXX XXX XXXXX HSM011227 System PhIS

Back Save & Close

Drug Code: N02BE01000T1001XX
Default SKU: tablet
Order Details: Paracetamol 500 mg Tablet, 01/11/2019 - 08/11/2019

18G66 EXPIRY DATE: 31/07/2021

Available Qty	Dispense UOM	Allocate Qty	Conv Factor
41	tablet	1	1.0000

Drug Name and Dosage: Amlodipine 10 mg
Dosage: 1 tablet, 01/11/2019
Order date: 01/11/2019
Prescriber: System PhIS
Prescriber's Remark

Paracetamol 500 mg
Dosage: 1000 mg, 01/11/2019
Order date: 01/11/2019
Prescriber: System PhIS
Prescriber's Remark

Future
-No schedule-
-No schedule-

Figure 3.1.2-8 Drug Batch details

- Batch nearest to expiration will be selected automatically and calculated for the drugs to be administered.


- Tap on the  button to save the record

4:50 PM

Back

Medication Administration Recording




Refresh





Male / 65y 3m 17d
Mykad: 540715-09-5101
Height: 166 cm Weight: 66 kg BSA: 1.74 m² BMI: 24 kg/m² Bed No:
☐ G6PD

HSM011227
System Phil

Guidelines : S Served O Overdue W Withhold N Not Serve D Due L Late F Future Dose E Discontinue

Amlodipine 10 mg and Valsartan 160 mg Tablet  Dosage: 1 tablet, 01/11/2019 - 02/11/2019, STAT, Oral Order date: 01/11/2019 04:47 PM Prescriber: System Phil Prescriber's Remark :	-No schedule-	01/11/2019 4:45 pm 1 tablet	<div>Record</div>	-No schedule-
Paracetamol 500 mg Tablet  Dosage: 1000 mg, 01/11/2019 - 08/11/2019, TDS PRN, Oral Order date: 01/11/2019 04:47 PM Prescriber: System Phil Prescriber's Remark :	<div>WS</div>	-No schedule-	01/11/2019 1000 mg <div>1</div> tablet	<div>Record</div>
Frusemide 40 mg Tablet 				

 System PhIS

 KUALA BINTI LIMAT


 WAD 1

Figure 3.1.2-8 Patient Order Details

Note

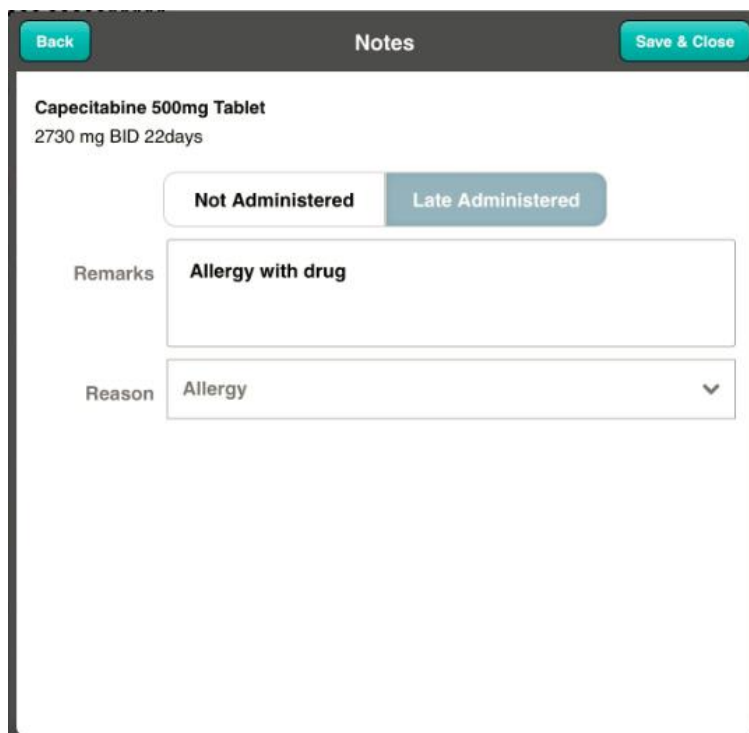


Figure 3.1.2-9 Medication Administration Recording

- User able to record medication with status Due and Add / Edit Remarks under “No Administered” type only as display in Figure 3.1.2-9

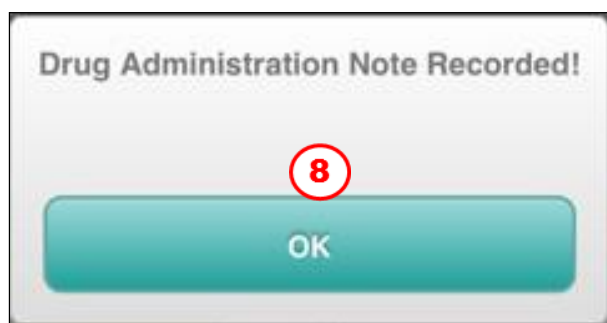
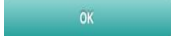


Figure 3.1.2-10 Medication Administration Recording

STEP 8


Tap on the  button and system will display as Figure 3.1.2-10

4:52 PM


Back

Medication Administration Recording

Refresh



Male / 65y 3m 17d

Mykad: 


Height: 166 cm


Weight: 66 kg

BSA: 1.74 m²

BMI: 24 kg/m²

Bed No:






☐ G6PD

HSM011227

System PhIS










Record


Allergy

ADR

Diagnosis 1

Guidelines : S Served O Overdue W Withhold N Not Serve D Due L Late F Future Dose E Discontinue

Amlodipine 10 mg and Valsartan 160 mg Tablet  Dosage: 1 tablet, 01/11/2019 - 02/11/2019, STAT, Oral Order date: 01/11/2019 04:47 PM Prescriber:  Prescriber's Remark :	-No schedule-	01/11/2019 4:45 pm 1 tablet <div>Record</div>	-No schedule-
Paracetamol 500 mg Tablet  Dosage: 1000 mg, 01/11/2019 - 08/11/2019, TDS PRN, Oral Order date: 01/11/2019 04:47 PM Prescriber:  Prescriber's Remark :	<div>WS S</div> <div>01/11/2019 04:49 pm</div> <div>1000 mg</div> <div>Complete</div> <div> tablet</div>	<div>S</div> <div>01/11/2019</div> <div>1000 mg</div> <div> tablet</div> <div>Record</div>	-No schedule-
Fruzemide 40 mg Tablet 		<div>O</div>	

 System PhIS


 WAD 1

Figure 3.1.2-7 Patient Medication List

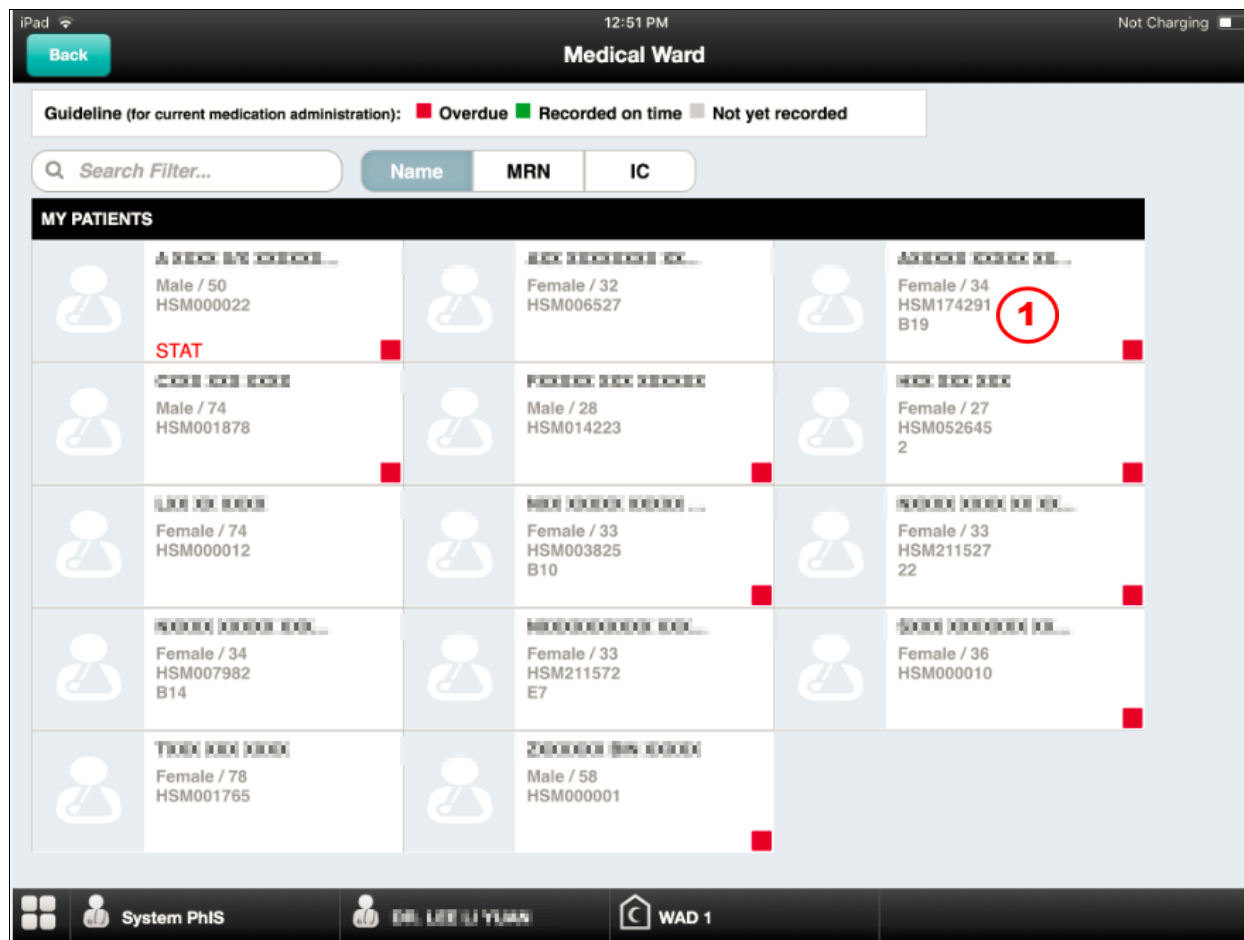
FB_U. MANUAL_MAR_MOBILE-10th E

Page 29

3.1.3 Add / Edit Remarks

Add / Edit Remarks is used for record the medication with status **Overdue** and **Due**

3.1.3.1 Late Administered



Medical Ward

Guideline (for current medication administration): ■ Overdue ■ Recorded on time ■ Not yet recorded

Search Filter...

MY PATIENTS

Name	MRN	IC
Male / 50 HSM000022	Female / 32 HSM006527	Female / 34 HSM174291 B19
Male / 74 HSM001878	Male / 28 HSM014223	Female / 27 HSM052645 2
Female / 74 HSM000012	Female / 33 HSM003825 B10	Female / 33 HSM211527 22
Female / 34 HSM007982 B14	Female / 33 HSM211572 E7	Female / 36 HSM000010
Female / 78 HSM001765	Male / 58 HSM000001	

System PhIS

WAD 1

Figure 3.1.2.1-1 Patient Listing Page

STEP 1

Tap on selected patient name or search the patient by using field

iPad 2:31 PM Not Charging

Medication Administration Recording

Back Refresh

HSM174291
System PhIS



Female / 34y 2m 12d
Mykad: 850721-14-5834

Height: 120 cm Weight: 20 kg BSA: 0.82 m² BMI: 13.9 kg/m² Bed No: B19

☒ G6PD

Record Allergy ADR Diagnosis

Guidelines : S Served O Overdue W Withhold N Not Serve D Due L Late F Future Dose E Discontinue

Drug Name and Dosage Details	Stock	Past	Current	Future
Non-Infusion Drug				
Capecitabine 500mg Tablet Dosage: 1700 mg, 1030 mg, 17/09/2019 - 09/10/2019, BD (twice daily), Oral Order date: 17/09/2019 03:54 PM Prescriber: DR. DING MIN TAT Prescriber's Remark :		30/09/2019 08:00 pm 2730 mg <input type="checkbox"/>	No schedule-	-No schedule-
Capecitabine 500mg Tablet Dosage: 1025 mg, 17/09/2019 - 09/10/2019, ON (every night), Oral Order date: 17/09/2019 03:54 PM Prescriber: DR. DING MIN TAT		30/09/2019 08:00 pm 1025 mg <input type="checkbox"/>	-No schedule-	-No schedule-

System PhIS WAD 1

Figure 3.1.2.1-2 Medication Administration Recording

STEP 2

Tap on column with  Overdue icon

Back
Notes
3
Add/Edit Remarks

Capecitabine 500mg Tablet
2730 mg BID 22days

Dose administered	2730 mg
Scheduled Administration Start	30/09/2019 8:00 pm
Actual Administration Start	TBA
Administered by	TBA
Witness	TBA
Authorized By	Pending
Authorized Time	Pending
Discontinue Doctor	N/A

Figure 3.1.2.1-3 Medication Administration Recording

STEP 3

Tap on column  button

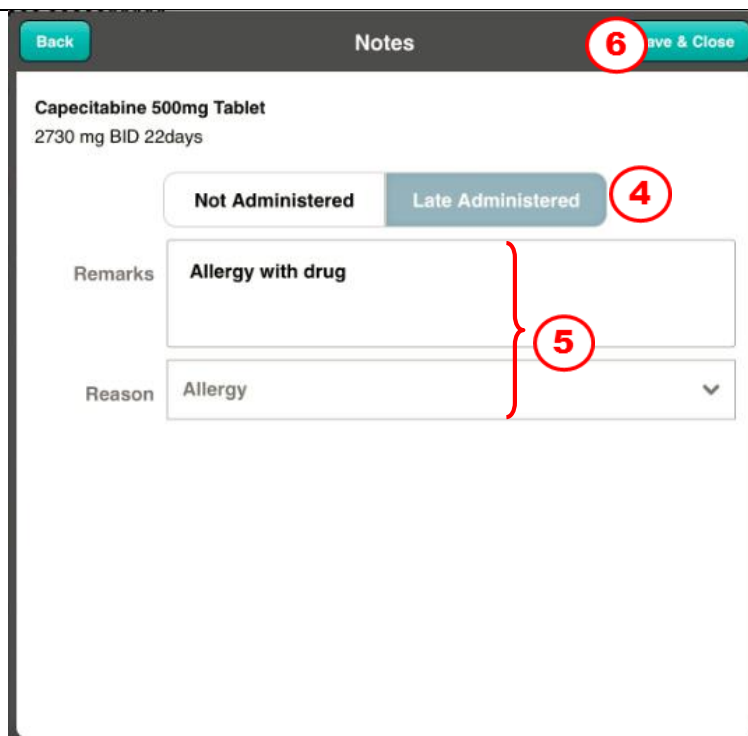


Figure 3.1.2.1-4 Medication Administration Recording

STEP 4

Tap on the  button

STEP 5

Enter the information in the remarks field and choose the reason from drop down menu

STEP 6

Tap on the  button to save the record

Note

After save the record user able to add and edit the records

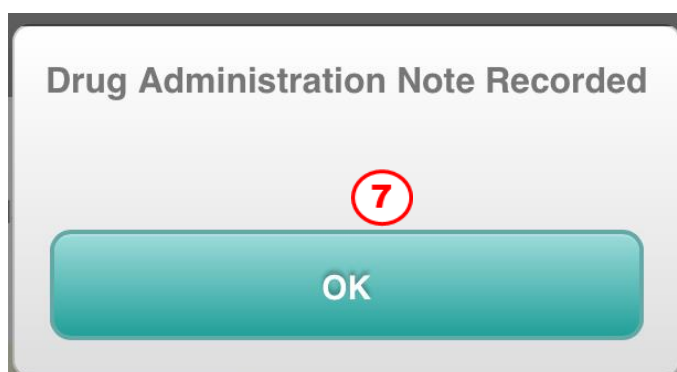

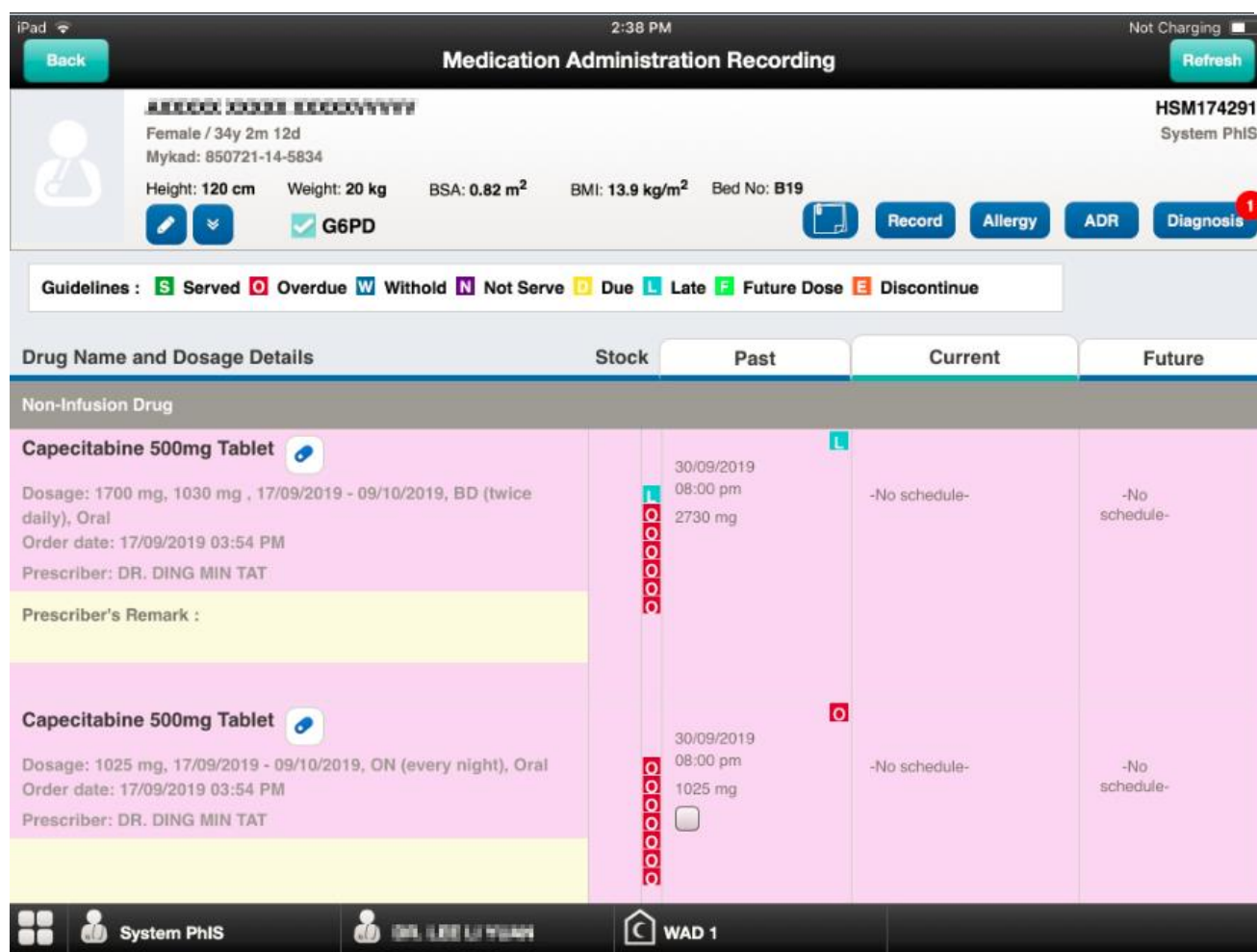


Figure 3.1.2.1-5 Medication Administration Recording

STEP 7

Tap on the  button and system will display as Figure 3.1.2.1-5



iPad 2:38 PM Not Charging









































Back **Medication Administration Recording** **Refresh**

Female / 34y 2m 12d
Mykad: 850721-14-5834
Height: 120 cm Weight: 20 kg BSA: 0.82 m² BMI: 13.9 kg/m² Bed No: B19
G6PD

HSM174291
System PhIS

Record Allergy ADR Diagnosis

Guidelines : **S** Served **O** Overdue **W** Withhold **N** Not Serve **D** Due **L** Late **F** Future Dose **E** Discontinue

Drug Name and Dosage Details	Stock	Past	Current	Future
Non-Infusion Drug				
Capecitabine 500mg Tablet Dosage: 1700 mg, 1030 mg , 17/09/2019 - 09/10/2019, BD (twice daily), Oral Order date: 17/09/2019 03:54 PM Prescriber: DR. DING MIN TAT Prescriber's Remark :	                     	L 30/09/2019 08:00 pm 2730 mg -No schedule-	-No schedule-	-No schedule-
Capecitabine 500mg Tablet Dosage: 1025 mg, 17/09/2019 - 09/10/2019, ON (every night), Oral Order date: 17/09/2019 03:54 PM Prescriber: DR. DING MIN TAT	                 	O 30/09/2019 08:00 pm 1025 mg -No schedule-	-No schedule-	-No schedule-

System PhIS **WAD 1**

Figure 3.1.2.1-6 Medication Administration Recording

Notes

- User able to update late serve for multiple drug at one time.

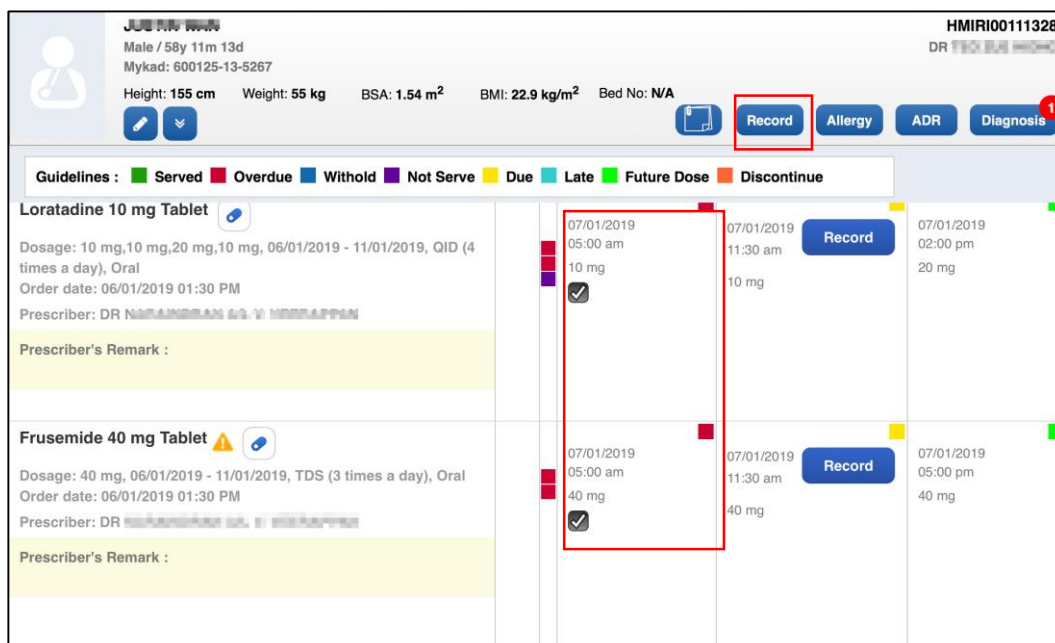


Figure 3.1.2.1-11 Medication Administration Recording

- Select checkbox on multiple drug and tap on record **Record** button to record the overdue
- Notes pop-up screen will appear as per Figure 3.1.2.1-12
- User able to choose between 'Not Administered' or 'Late Administered'

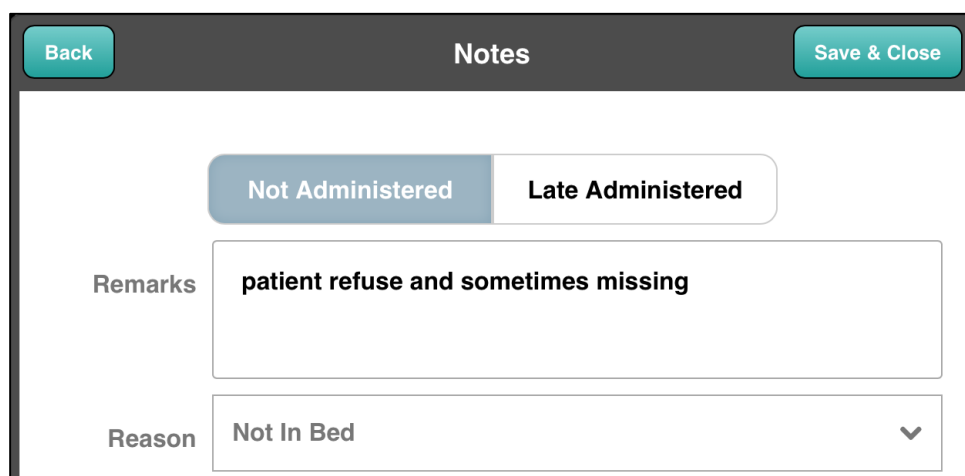


Figure 3.1.2.1-12 Medication Administration Recording

- Enter remarks and select one of the Reason from drop down list as per Figure 3.1.2.1-12.
- Then tap on Save & Close button.
- Confirmation message below will appear as per Figure 3.1.2.1-13.

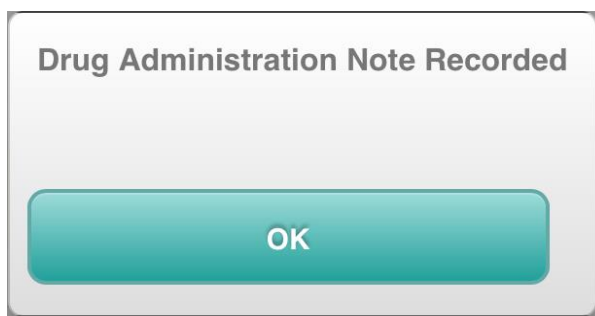
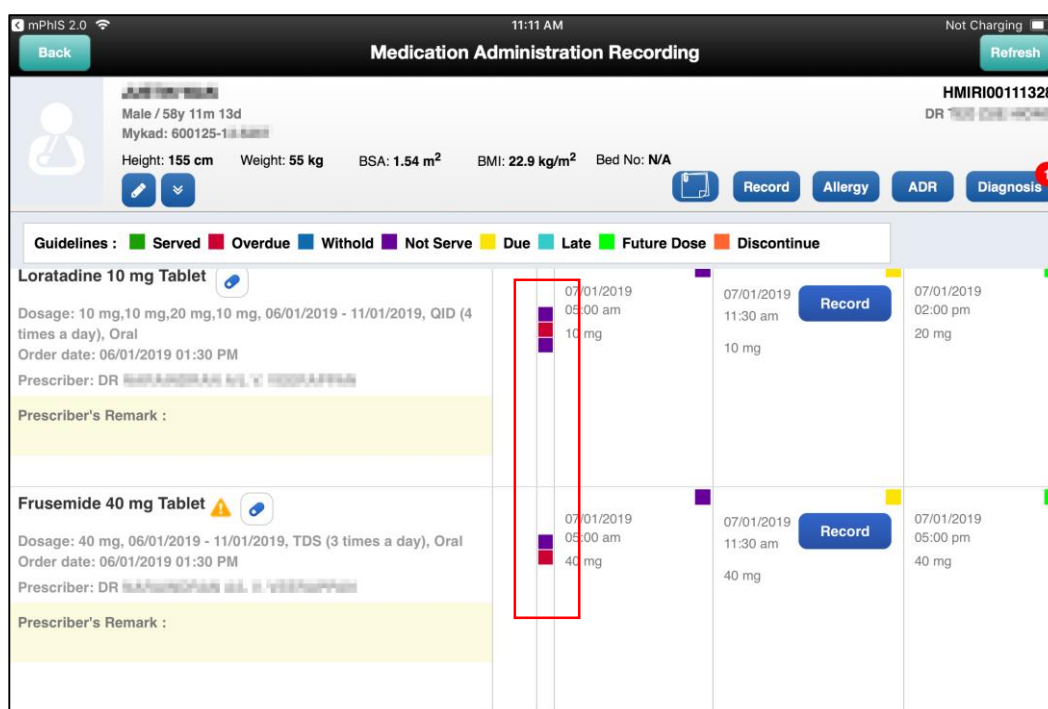


Figure 3.1.2.1-13 Confirmation Alert

- Tap on OK as per Figure 3.1.2.1-13 and multiple drugs record will be updated to Not Serve as per Figure 3.1.2.1-14.



Medication Administration Recording

Male / 58y 11m 13d
Mykad: 600125-111111
Height: 155 cm Weight: 55 kg BSA: 1.54 m² BMI: 22.9 kg/m² Bed No: N/A

HMIRI00111328
DR 111111 111111

Record Allergy ADR Diagnosis

Guidelines : ■ Served ■ Overdue ■ Withhold ■ Not Serve ■ Due ■ Late ■ Future Dose ■ Discontinue

Loratadine 10 mg Tablet

Dosage: 10 mg, 10 mg, 20 mg, 10 mg, 06/01/2019 - 11/01/2019, QID (4 times a day), Oral
Order date: 06/01/2019 01:30 PM
Prescriber: DR 111111 111111
Prescriber's Remark :

Date	Time	Dose	Status
07/01/2019	09:00 am	10 mg	Not Serve
07/01/2019	11:30 am	10 mg	Record
07/01/2019	02:00 pm	20 mg	Record

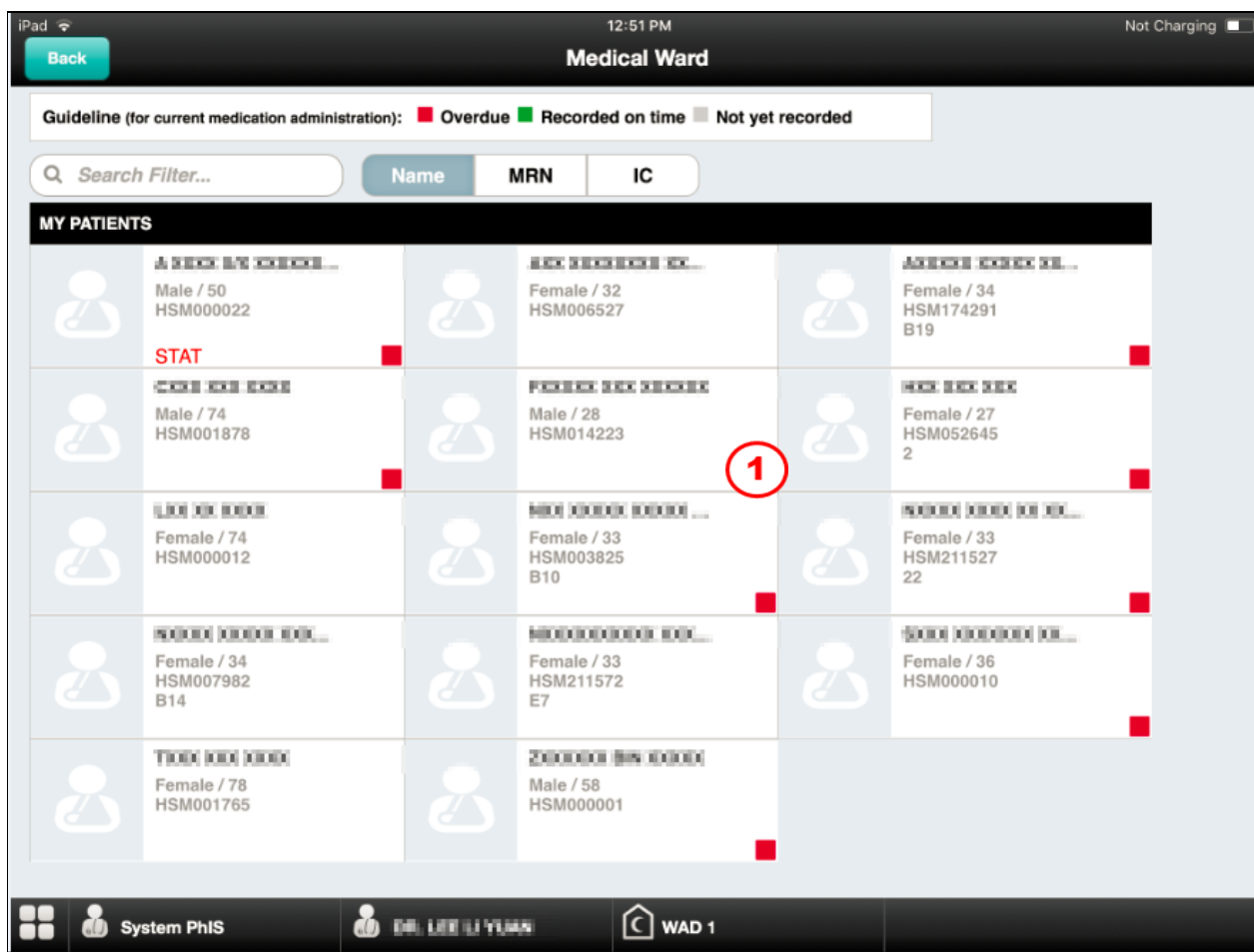
Frusemide 40 mg Tablet

Dosage: 40 mg, 06/01/2019 - 11/01/2019, TDS (3 times a day), Oral
Order date: 06/01/2019 01:30 PM
Prescriber: DR 111111 111111
Prescriber's Remark :

Date	Time	Dose	Status
07/01/2019	09:00 am	40 mg	Not Serve
07/01/2019	11:30 am	40 mg	Record
07/01/2019	05:00 pm	40 mg	Record

Figure 3.1.2.1-14 Medication Administration Recording

3.1.3.2 Not Administered



Medical Ward

Guideline (for current medication administration): ■ Overdue ■ Recorded on time ■ Not yet recorded

Search Filter...

MY PATIENTS

Male / 50 HSM000022 STAT	Female / 32 HSM006527	Female / 34 HSM174291 B19
Male / 74 HSM001878	Male / 28 HSM014223	Female / 27 HSM052645 2
Female / 74 HSM000012	Female / 33 HSM003825 B10	Female / 33 HSM211527 22
Female / 34 HSM007982 B14	Female / 33 HSM211572 E7	Female / 36 HSM000010
Female / 78 HSM001765	Male / 58 HSM000001	

System PhIS WAD 1

Figure 3.1.3.2-1 Patient Listing Page

STEP 1

Tap on selected patient name or search the patient by using

Search MRN Filter..

field


Back

2:43 PM


Not Charging

Medication Administration Recording

Refresh



Male / 74y 10m 2d

Mykad: 


Height: 166 cm


Weight: 66 kg

BSA: 1.74 m²

BMI: 24 kg/m²

Bed No:






☐ G6PD

HSM001878

System PhIS



Record

Allergy

ADR

Diagnosis ¹

Guidelines :

S Served

O Overdue

W Withhold


















N Not Serve

D Due

L Late

F Future Dose

E Discontinue


Drug Name and Dosage Details	Stock	Past	Current	Future
Non-Infusion Drug				
Prednisolone 5 mg Tablet  Dosage: 34.8 mg, 20/09/2019 - 12/10/2019, TDS (3 times a day), Oral Order date: 20/09/2019 10:01 AM Prescriber: DR. NOOR SUZANA BINTI GHAZALI Prescriber's Remark : Total dose: 60mg/m2 per daynor 100mg/da, more	<div> <div> <div>24/09/2019</div> <div>08:00 pm</div> <div>34.8 mg</div> <div></div> </div> <div> <div></div> <div></div> <div></div> <div></div> <div></div> <div></div> <div></div> <div></div> <div></div> <div></div> </div> </div>	<div> <div></div> <div>2</div> </div> <div>-No schedule-</div>	-No schedule-	
Vincristine Sulphate 1mg Injection  Dosage: 2.44 mg, 20/09/2019 - 12/10/2019, OD (once daily), Intravenous Bolus Order date: 20/09/2019 10:01 AM Prescriber: DR. NOOR SUZANA BINTI GHAZALI Prescriber's Remark : Maximum dose: 2MG Run fast	<div> <div> <div>20/09/2019</div> <div>08:00 am</div> <div>2.44 mg</div> <div></div> </div> <div> <div></div> </div> </div>	<div></div> <div>-No schedule-</div>	-No schedule-	

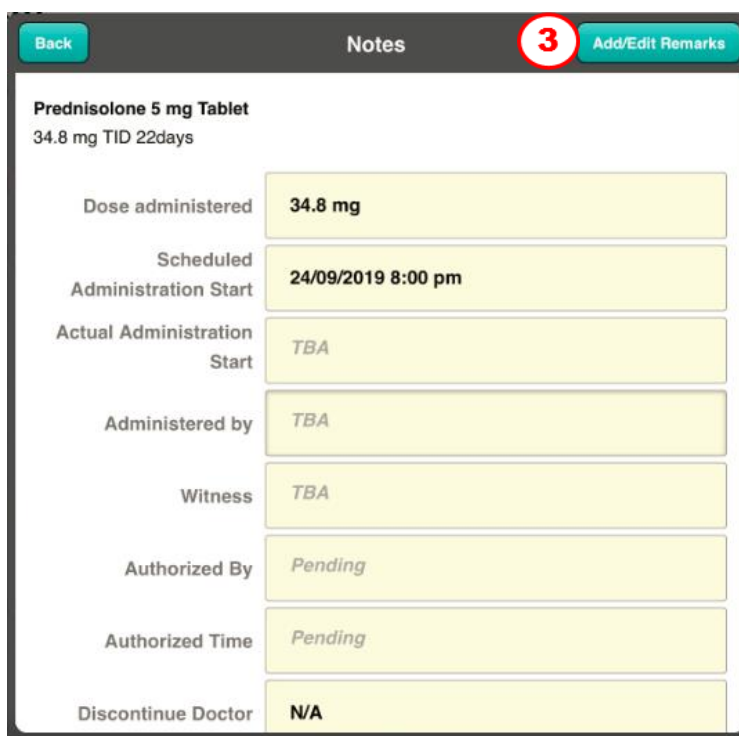
System PhIS

WAD 1

Figure 3.1.3.2-2 Medication Administration Recording

STEP 2

Tap on column with  Overdue icon



Back **Notes** **3** **Add/Edit Remarks**

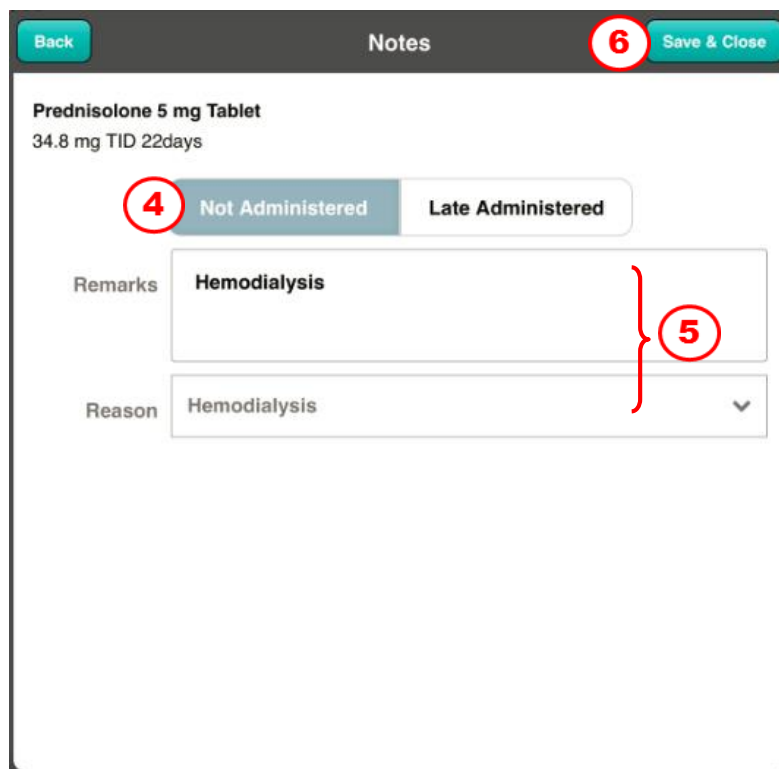
Prednisolone 5 mg Tablet
34.8 mg TID 22days

Dose administered	34.8 mg
Scheduled Administration Start	24/09/2019 8:00 pm
Actual Administration Start	TBA
Administered by	TBA
Witness	TBA
Authorized By	Pending
Authorized Time	Pending
Discontinue Doctor	N/A

Figure 3.1.3.2-3 Medication Administration Recording

STEP 3

Tap on column **Add/Edit Remarks** button



Back **Notes** **6** **Save & Close**

Prednisolone 5 mg Tablet
34.8 mg TID 22days


4 **Not Administered** **Late Administered**

Remarks **5** Hemodialysis

Reason Hemodialysis

Figure 3.1.3.2-4 Medication Administration Recording


STEP 4

Tap on the  button

STEP 5

Enter the information in the remarks field and choose the reason from drop down menu

STEP 6

Tap on the  button to save the record

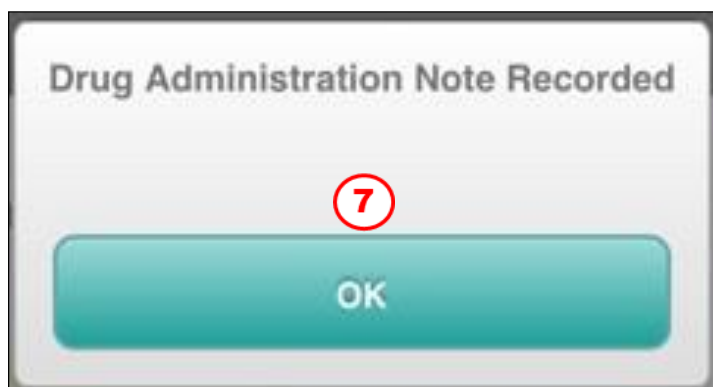



Figure 3.1.3.2-5 Medication Administration Recording

STEP 7

Tap on the  button and system will display as Figure 3.1.3.2-6

Back

Refresh

Medication Administration Recording

Male / 74y 10m 2d

Mykad:

Height: 166 cm Weight: 66 kg BSA: 1.74 m² BMI: 24 kg/m² Bed No:

G6PD

HSM001878

System PhIS

Record

Allergy

ADR

Diagnosis

Guidelines :

S Served

O Overdue

W Withhold

N Not Serve

D Due

L Late

F Future Dose

E Discontinue

Drug Name and Dosage Details	Stock	Past	Current	Future
Non-Infusion Drug				
Prednisolone 5 mg Tablet <div> <div>Dosage: 34.8 mg, 20/09/2019 - 12/10/2019, TDS (3 times a day), Oral</div> <div>Order date: 20/09/2019 10:01 AM</div> <div>Prescriber: DR. NOOR SUZANA BINTI GHAZALI</div> <div>Prescriber's Remark : Total dose: 60mg/m2 per daynor 100mg/da, more</div> </div>	<div>N</div> <div> <div>24/09/2019</div> <div>08:00 pm</div> <div>34.8 mg</div> </div>	-No schedule-	-No schedule-	
Vincristine Sulphate 1mg Injection <div> <div>Dosage: 2.44 mg, 20/09/2019 - 12/10/2019, OD (once daily), Intravenous Bolus</div> <div>Order date: 20/09/2019 10:01 AM</div> <div>Prescriber: DR. NOOR SUZANA BINTI GHAZALI</div> <div>Prescriber's Remark : Maximum dose: 2MG Run fast</div> </div>	<div>O</div> <div> <div>20/09/2019</div> <div>08:00 am</div> <div>2.44 mg</div> </div>	-No schedule-	-No schedule-	

System PhIS

WAD 1

Figure 3.1.3.2-6 Medication Administration Recording

Note

- User able to record the Add / Edit Remarks for due strictly on “No Administered” as per shown in below.



Guidelines : S Served O Overdue W Withhold N Not Serve D Due L Late F Future Dose E Discontinue				
Drug Name and Dosage Details	Stock	Past	Current	Future
Non-Infusion Drug				
Loratadine 10 mg Tablet  Dosage: 10 mg, 10/07/2019 - 15/07/2019, ON PRN, Oral Order date: 10/07/2019 04:44 PM Prescriber: DR. [REDACTED] Prescriber's Remark : trsd		-No schedule-	10/07/2019 D 10 mg Record	-No schedule-
Perindopril 4 mg Tablet  Dosage: 4 mg, 10/07/2019 - 11/07/2019, STAT, Oral Order date: 10/07/2019 04:44 PM Prescriber: DR. [REDACTED] Prescriber's Remark :		-No schedule-	10/07/2019 D 4:44 pm Record 4 mg	-No schedule-

Figure 3.1.3.2-7 Medication Administration Recording

- Tap on the Record button and system will display as Figure 3.1.3.2-8

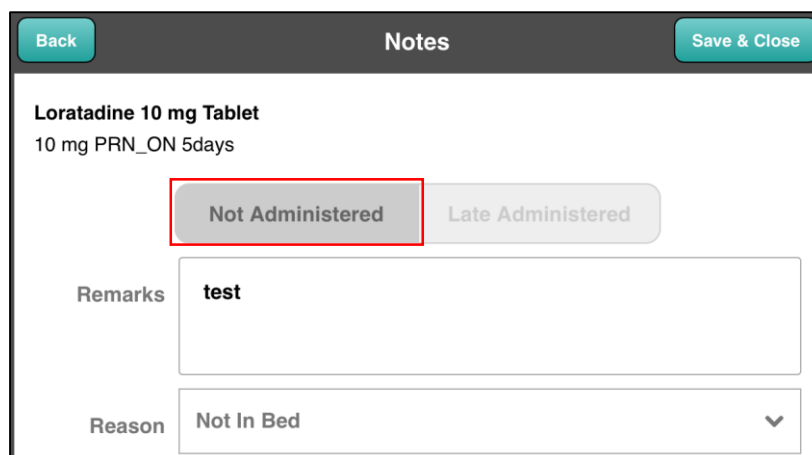
Back
Notes
Add/Edit Remarks

Loratadine 10 mg Tablet
 10 mg PRN_ON 5days

Dose administered	10 mg
Scheduled Administration Start	10/07/2019 4:44 pm
Actual Administration Start	TBA
Administered by	TBA
Witness	TBA
Authorized By	Pending
Authorized Time	Pending
Discontinue Doctor	N/A

Figure 3.1.3.2-8 Medication Administration Recording

- Tap on column **Add/Edit Remarks** button as Figure 3.1.3.2-8



Notes

Loratadine 10 mg Tablet
10 mg PRN_ON 5days

Not Administered Late Administered

Remarks: test

Reason: Not In Bed

Figure 3.1.3.2-9 Medication Administration Recording

- Tap on the **Not Administered** button. User able to edit this patient to 'Not Administered' as per Figure 3.1.3.2-9. This screen will be defaulted to 'Not Administered' tab. Enter the information in the remarks field.
- Tap on the **Save & Close** button to save the record. Once save, record will be change colour to purple as per Figure 3.1.3.2-10.



Guidelines : S Served O Overdue W Withhold N Not Serve D Due L Late F Future Dose E Discontinue				
Drug Name and Dosage Details	Stock	Past	Current	Future
Non-Infusion Drug				
Loratadine 10 mg Tablet  Dosage: 10 mg, 10/07/2019 - 15/07/2019, ON PRN, Oral Order date: 10/07/2019 04:44 PM Prescriber: DR.  Prescriber's Remark : trsd		-No schedule-	10/07/2019 N 10 mg Record -No schedule-	

Figure 3.1.3.2-10 Medication Administration Recording

3.2 View MAR

View MAR is used to view the medication chart in the system

3.2.1 View MAR – Graph View

View MAR Graph View is used to view the medication chart in Graph format

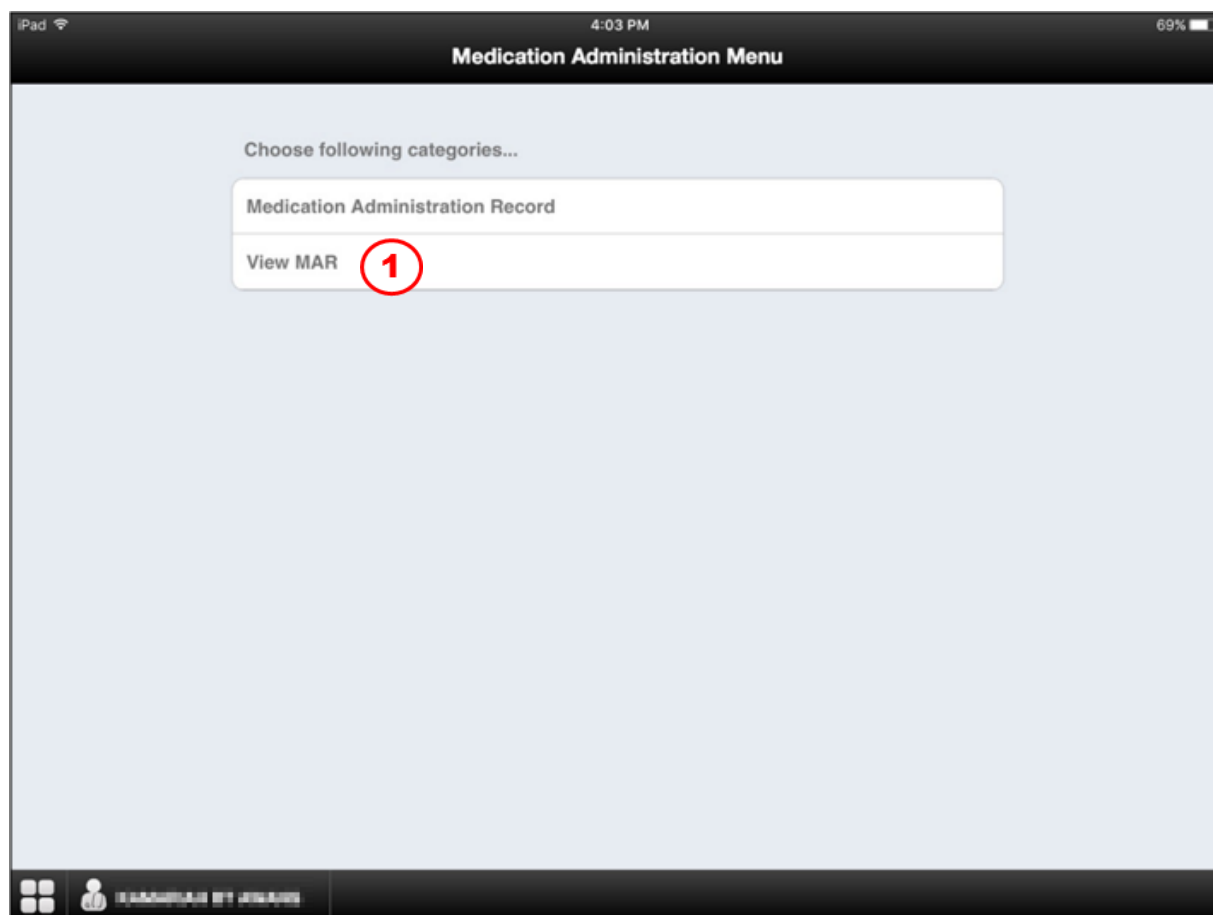


Figure 3.2.1-1 MAR Listing Page

STEP 1

Tap on the **View MAR**

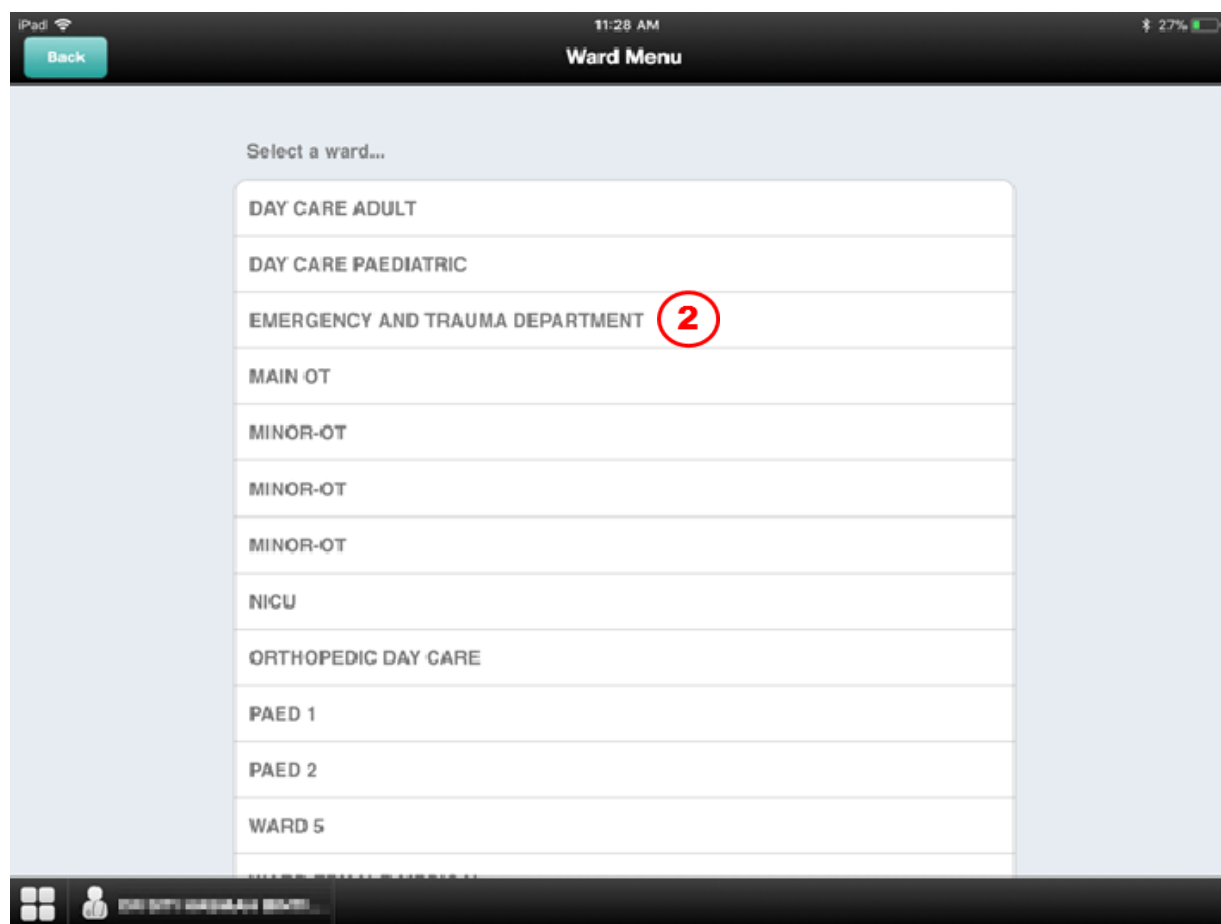


Figure 3.2.1-2 Location Screen Listing Page

STEP 2

Tap on the selected location e.g Dewan Bedah 1, WAD 1 to select patient

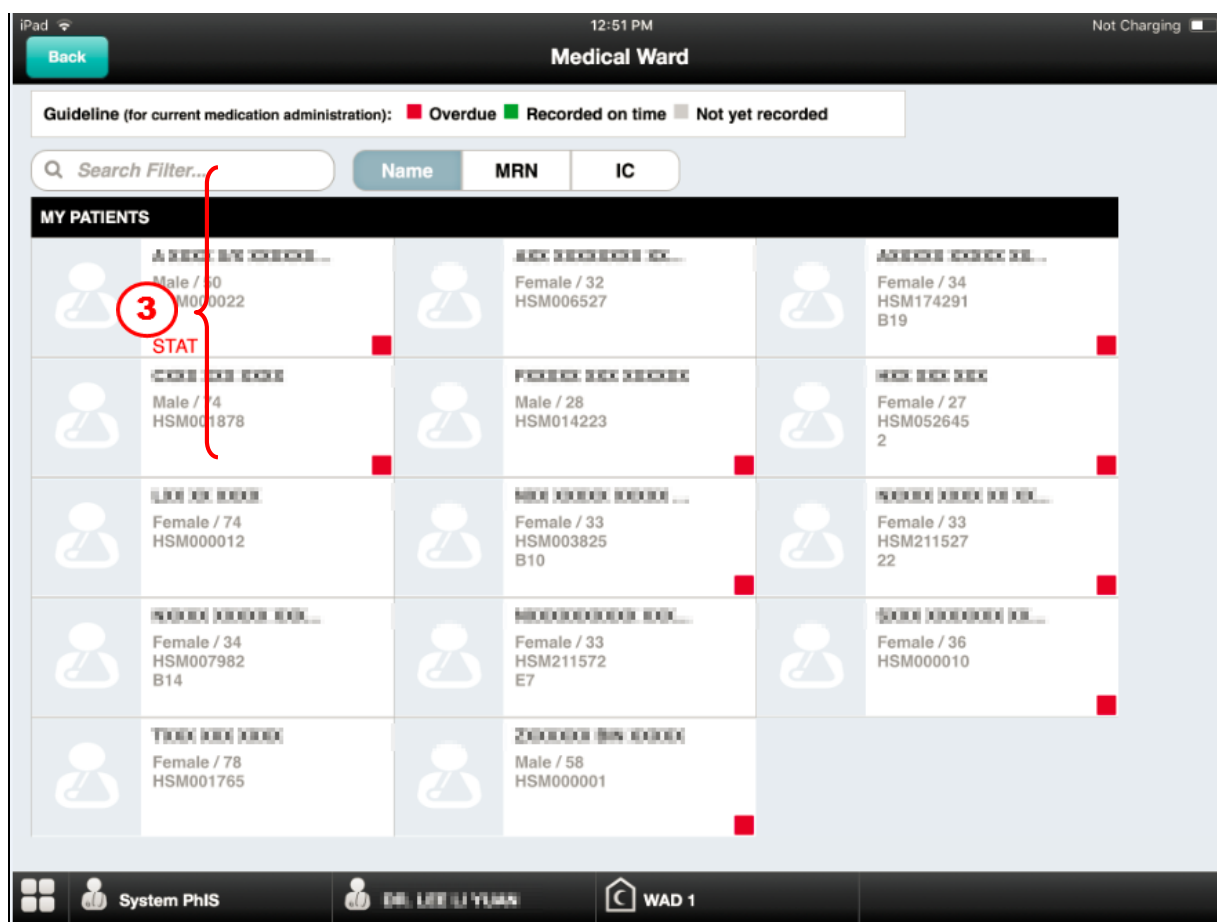


Figure 3.2.1-3 Patient Listing Page

STEP 3

Tap on selected patient name or search the patient by using field. System will display as Figure 3.2.1-4

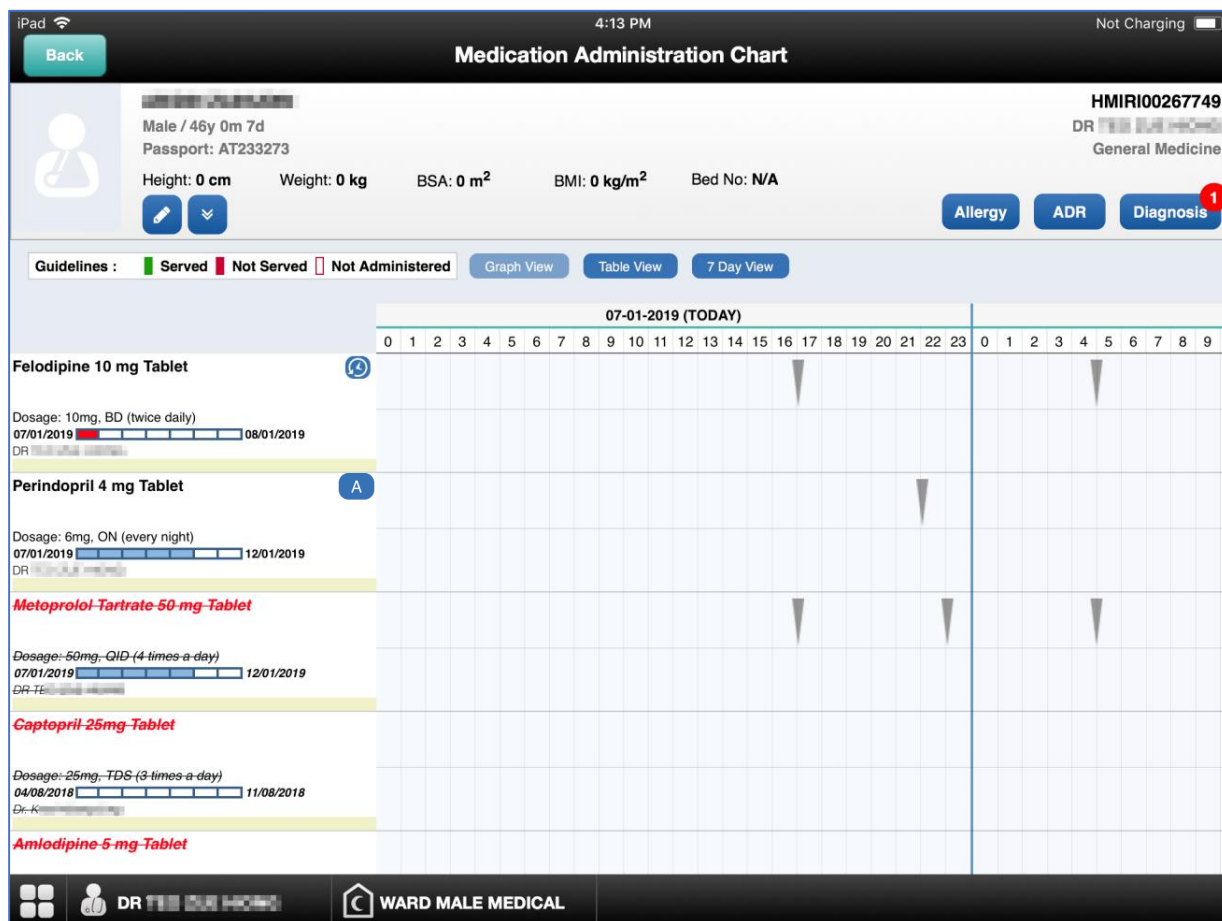


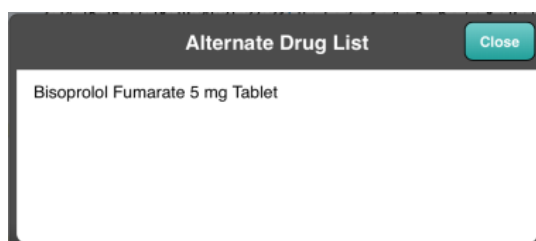




Figure 3.2.1-4 View MAR Graph View

Note

The  icon indicates the drug has an alternate record. Tapping the  icon will display the Alternate Drug List



The  icon indicates that the drug has a history record. Tapping the  icon will display the History Records

History Records			Close
Frusemide 40 mg Tablet			
W10000824286	System PhIS	Ambulatory Care	
Frusemide 40 mg Tablet			
40 mg, OM (every morning), 5 D, 30/09/2019 19:43:00 to 05/10/2019 19:43:00			
W10000824285	System PhIS	Ambulatory Care	
Frusemide 40 mg Tablet			
40 mg, OM (every morning), 5 D, 30/09/2019 19:24:00 to 05/10/2019 19:24:00			
W10000823483	DR. LEE LI YUAN	General Medicine	
Frusemide 40 mg Tablet			
40 mg, OM (every morning), 4 D, 31/07/2019 11:49:00 to 04/08/2019 11:49:00			
W10000823027	System PhIS	General Medicine	
Frusemide 40 mg Tablet			

- MAR Dialog status updated to Discontinue and strike through in red colour as per Figure 3.2.1-4

3.2.2 View MAR – Table View

View MAR Table View is used to view the medication chart in Table format

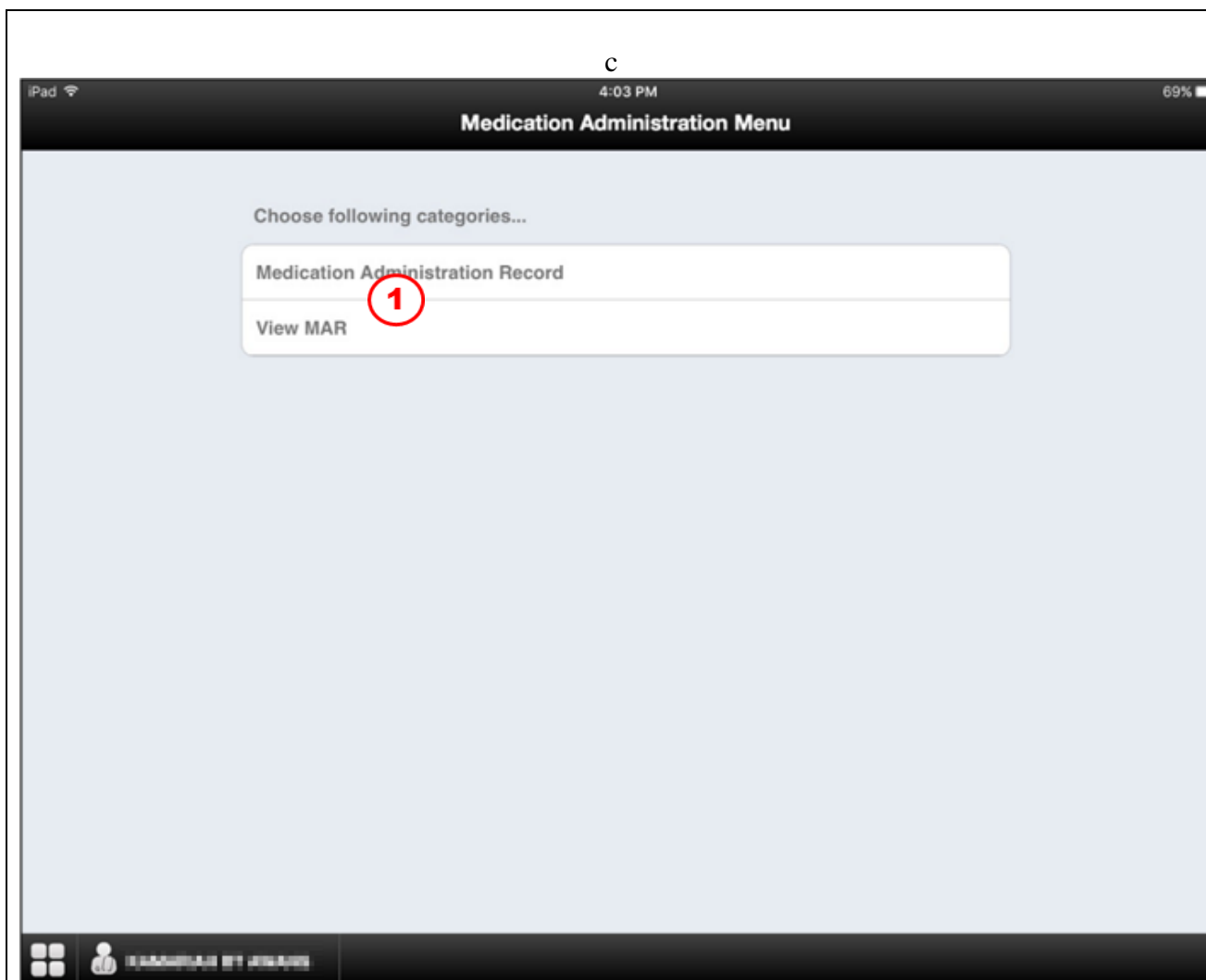


Figure 3.2.2-1 MAR Listing Page

STEP 1

Tap on the **View MAR**

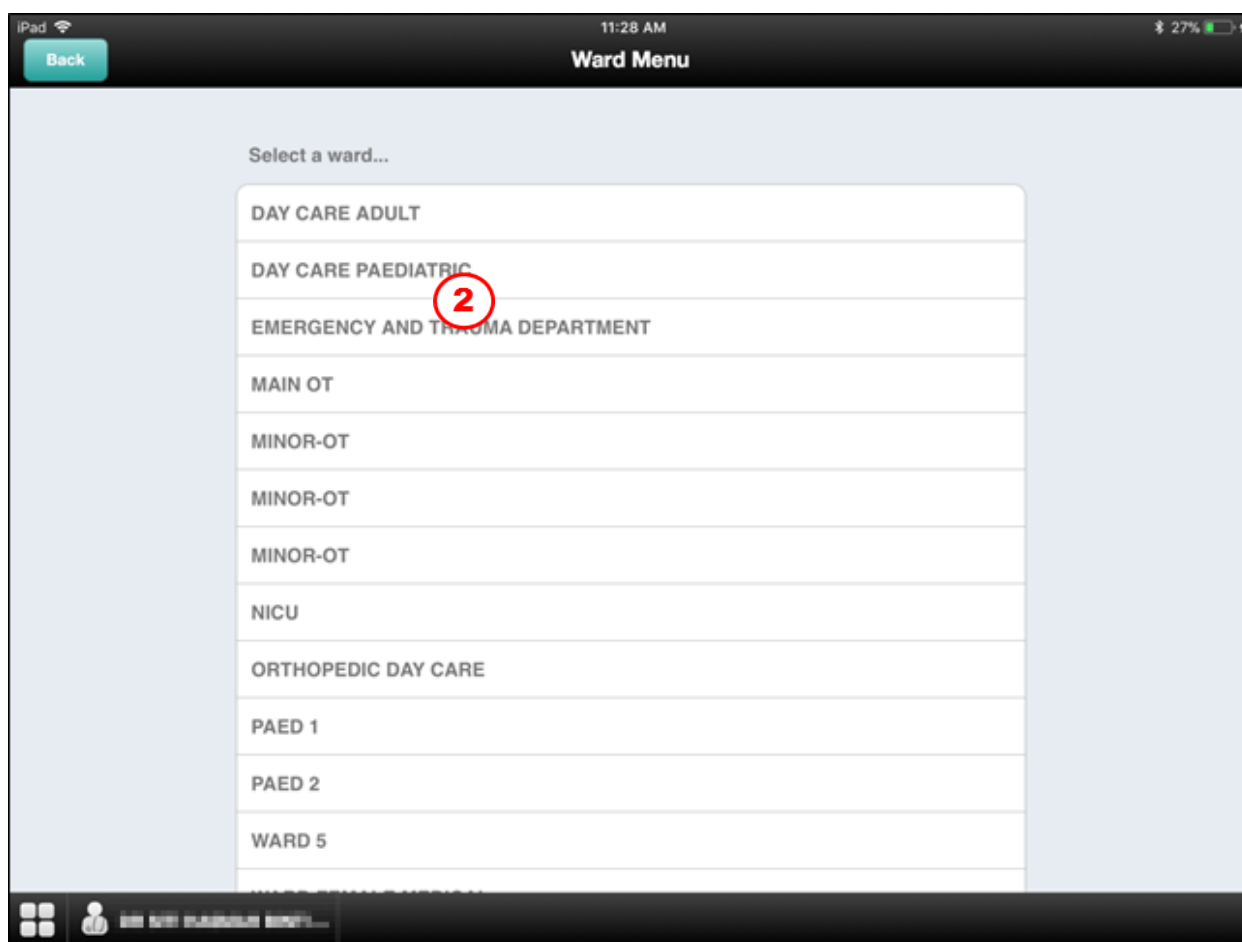


Figure 3.2.2-2 Location Screen Listing Page

STEP 2

Tap on the selected location e.g Dewan Bedah 1, WAD 1 to select patient

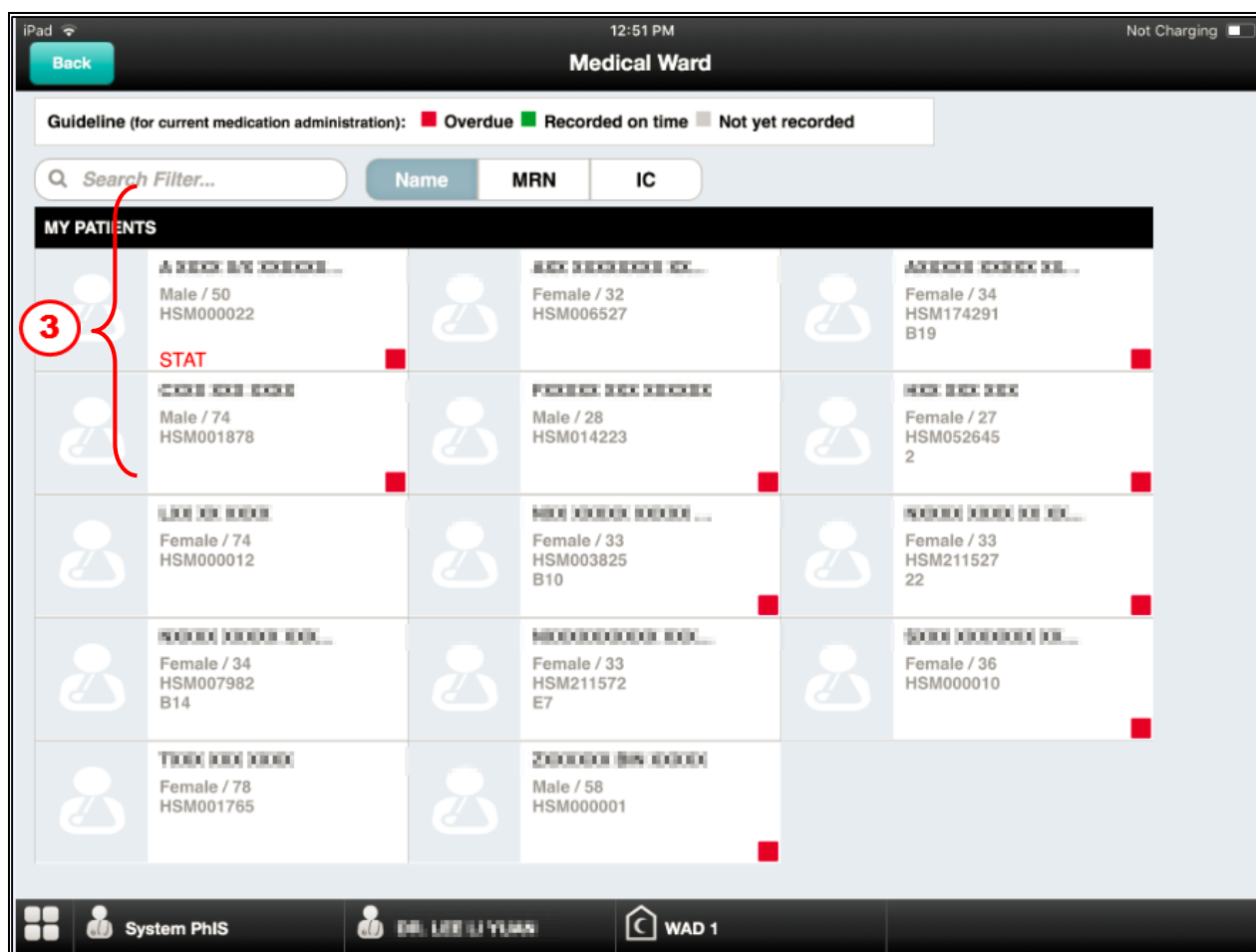


Figure 3.2.2-3 Patient Listing Page

STEP 3

Tap on selected patient name or search the patient by using field. System will display as Figure 3.2.2-4

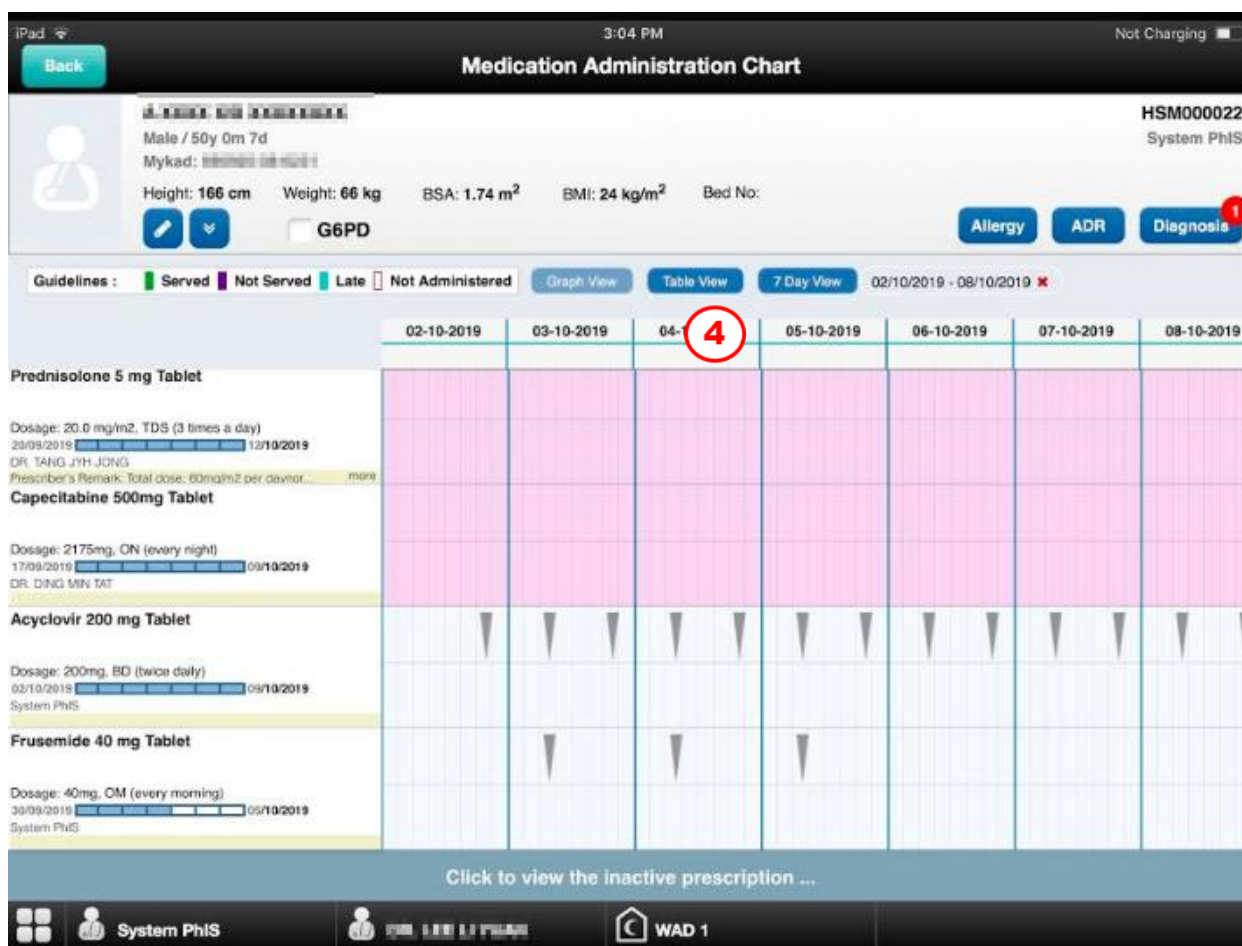


Figure 3.2.2-4 View MAR Graph View

STEP 4

Tap on the **Table View** button and system will display as Figure 3.2.2-5

NOTE

More records can be viewed by tapping the **Click to view the inactive prescription ...** button. User can view more records without page paging

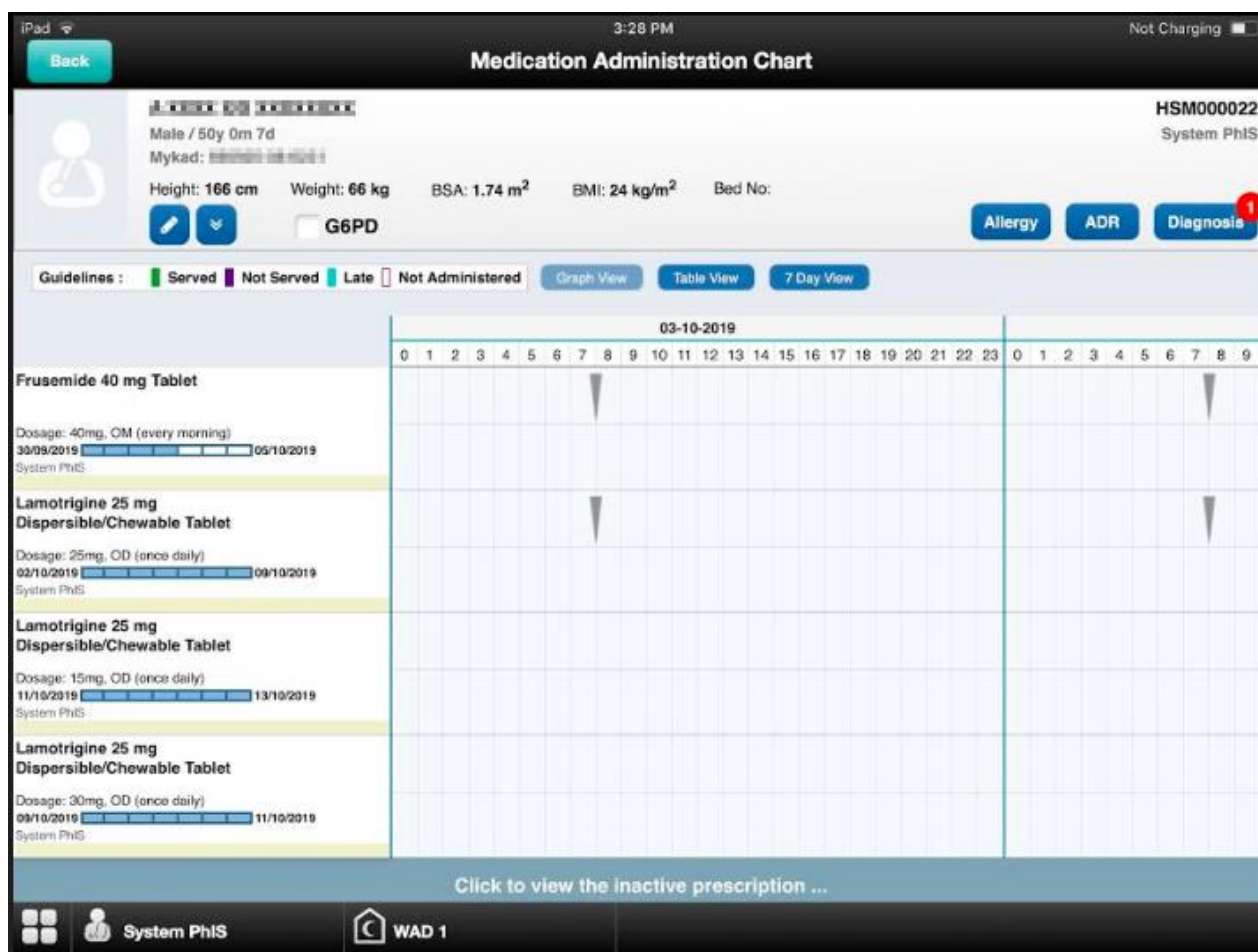


Figure 3.2.2-5 View MAR Table View

3.2.3 View MAR – 7 Days View.

View MAR Graph View is used to view the medication chart for duration of 7 days

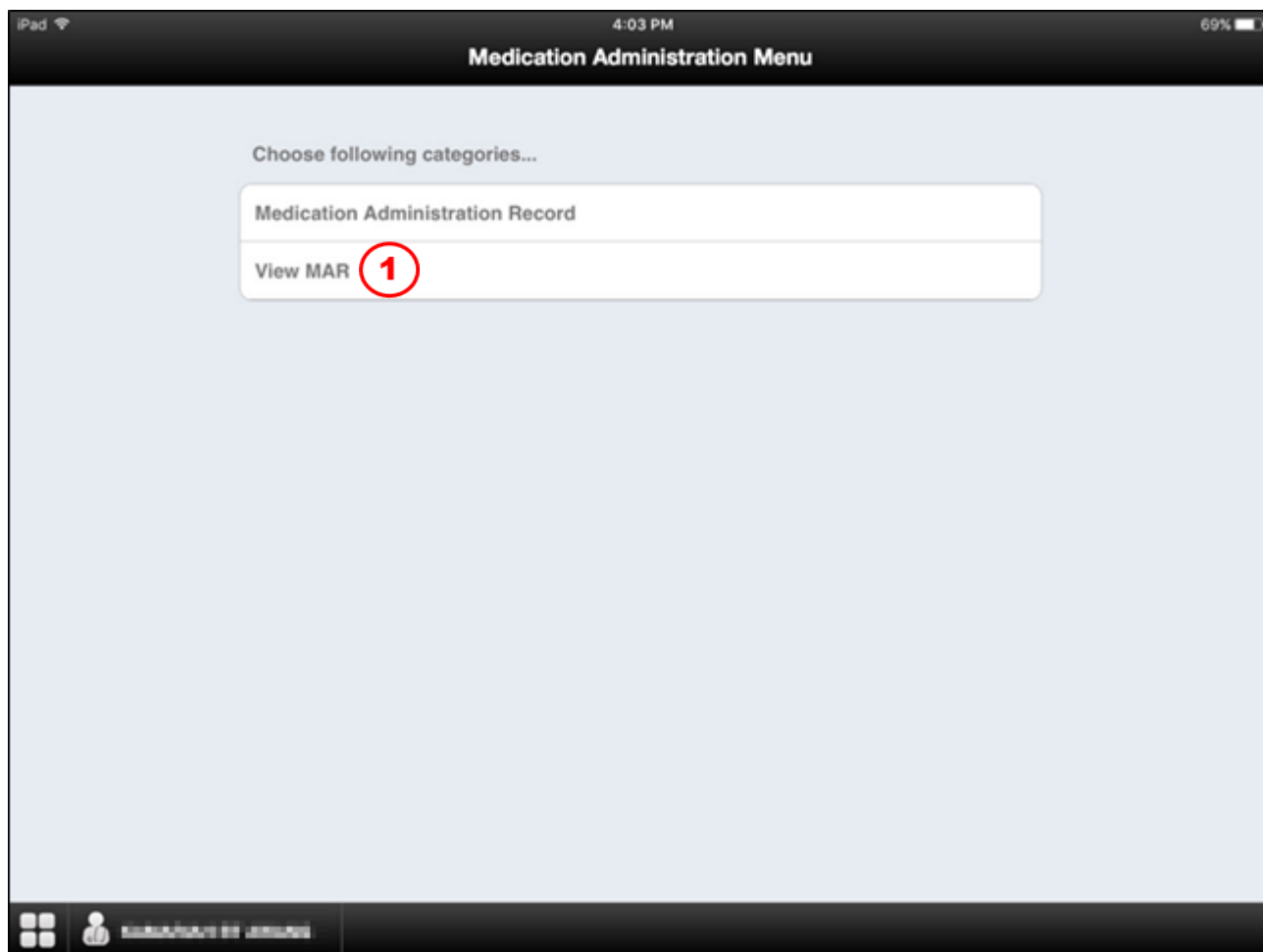


Figure 3.2.3-1 MAR Listing Page

STEP 1

Tap on the **View MAR**

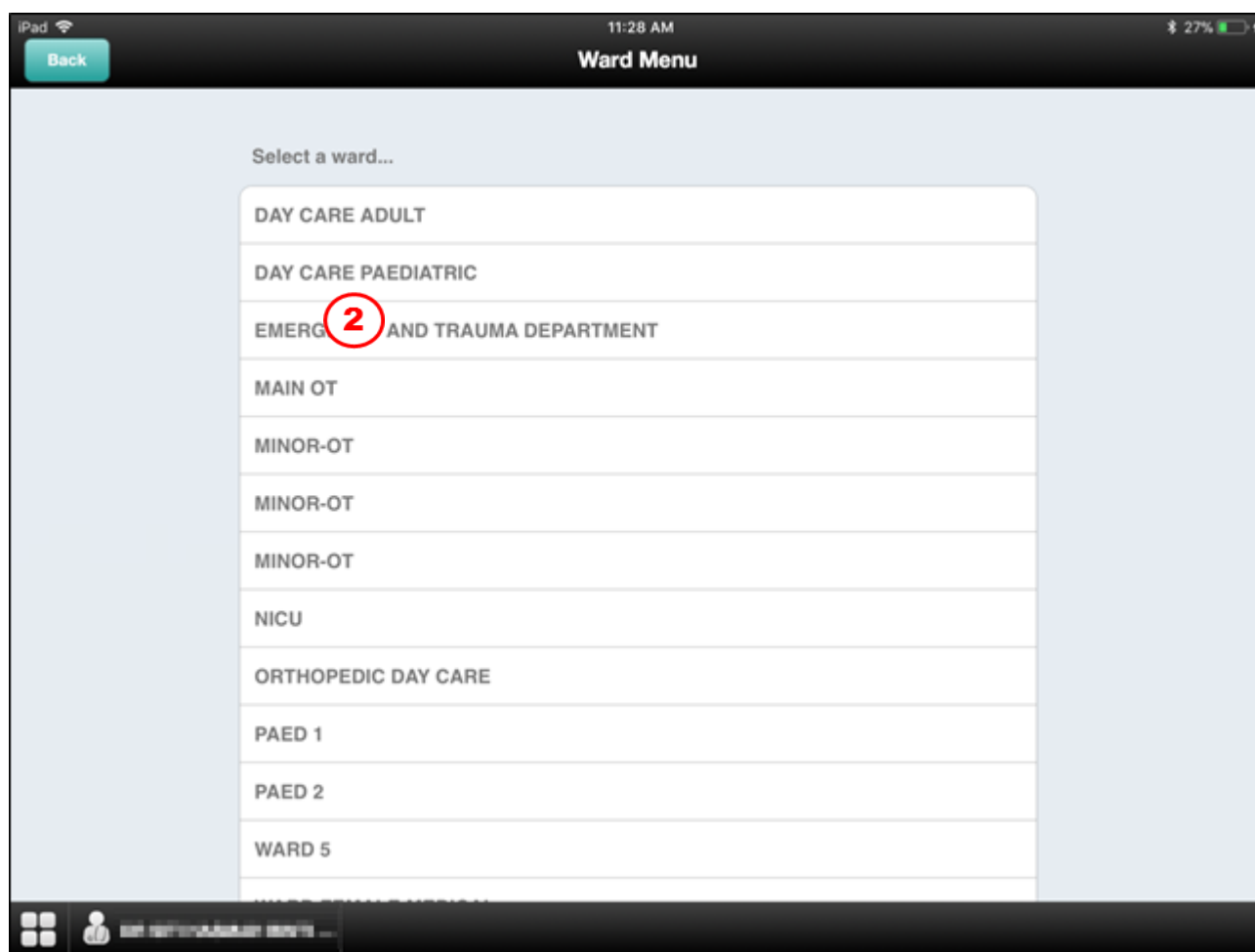


Figure 3.2.3-2 Location Screen Listing Page

STEP 2

Tap on the selected location e.g WAD ICU to select patient

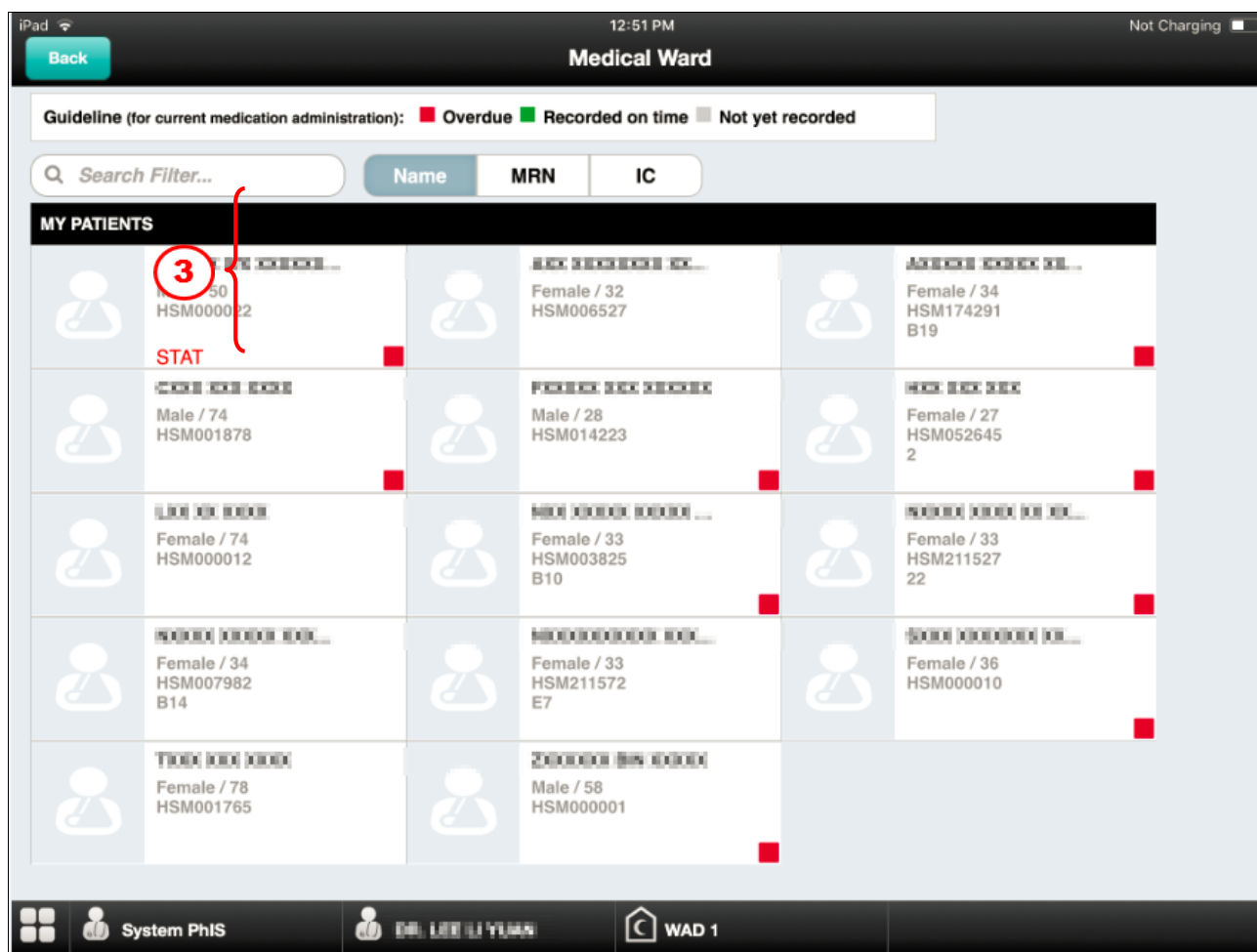


Figure 3.2.3-3 Patient Listing Page

STEP 3

Tap on selected patient name or search the patient by using field. System will display as Figure 3.2.3-4

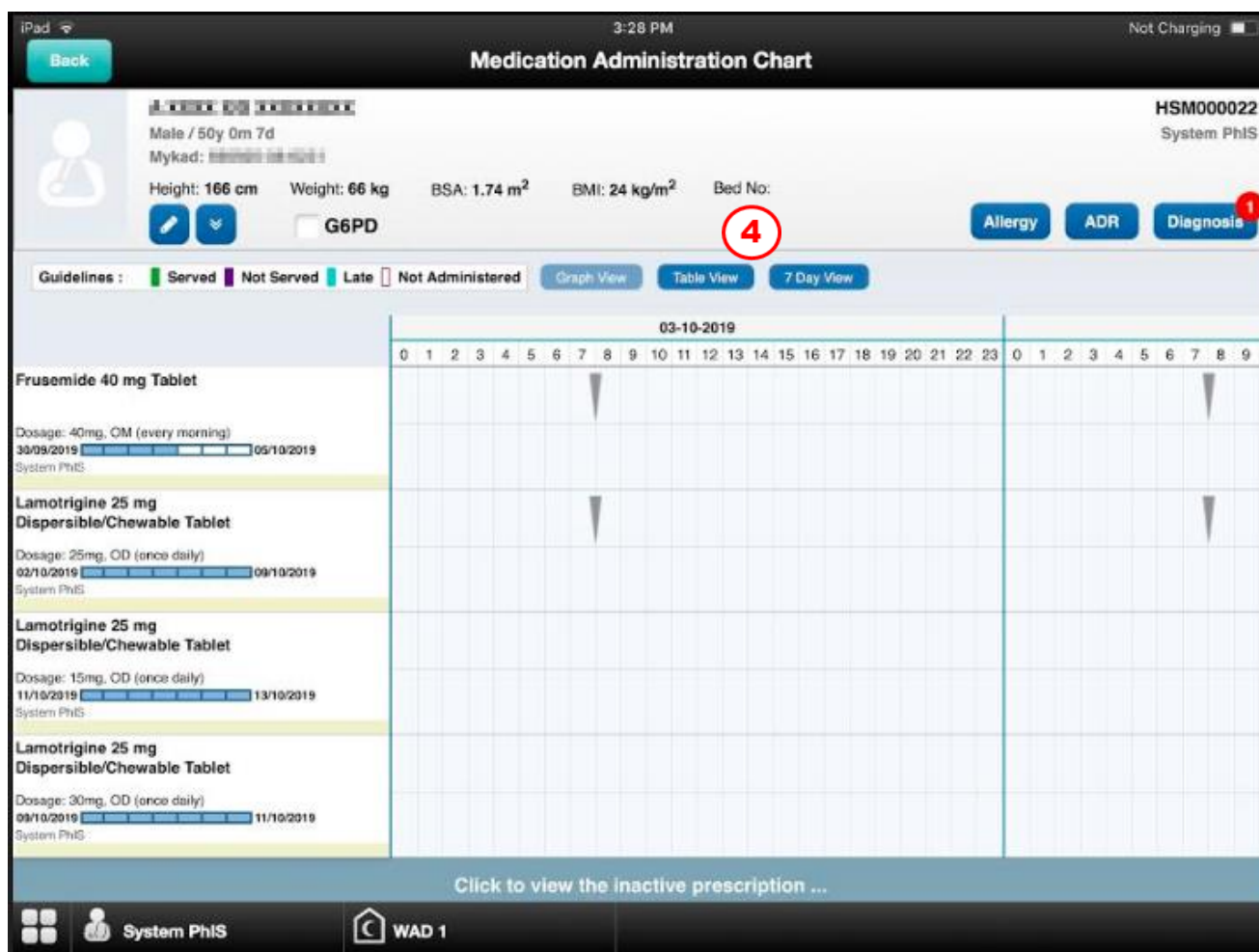


Figure 3.2.3-4 View MAR Graph View

STEP 4

Tap on the **7 Day View** button

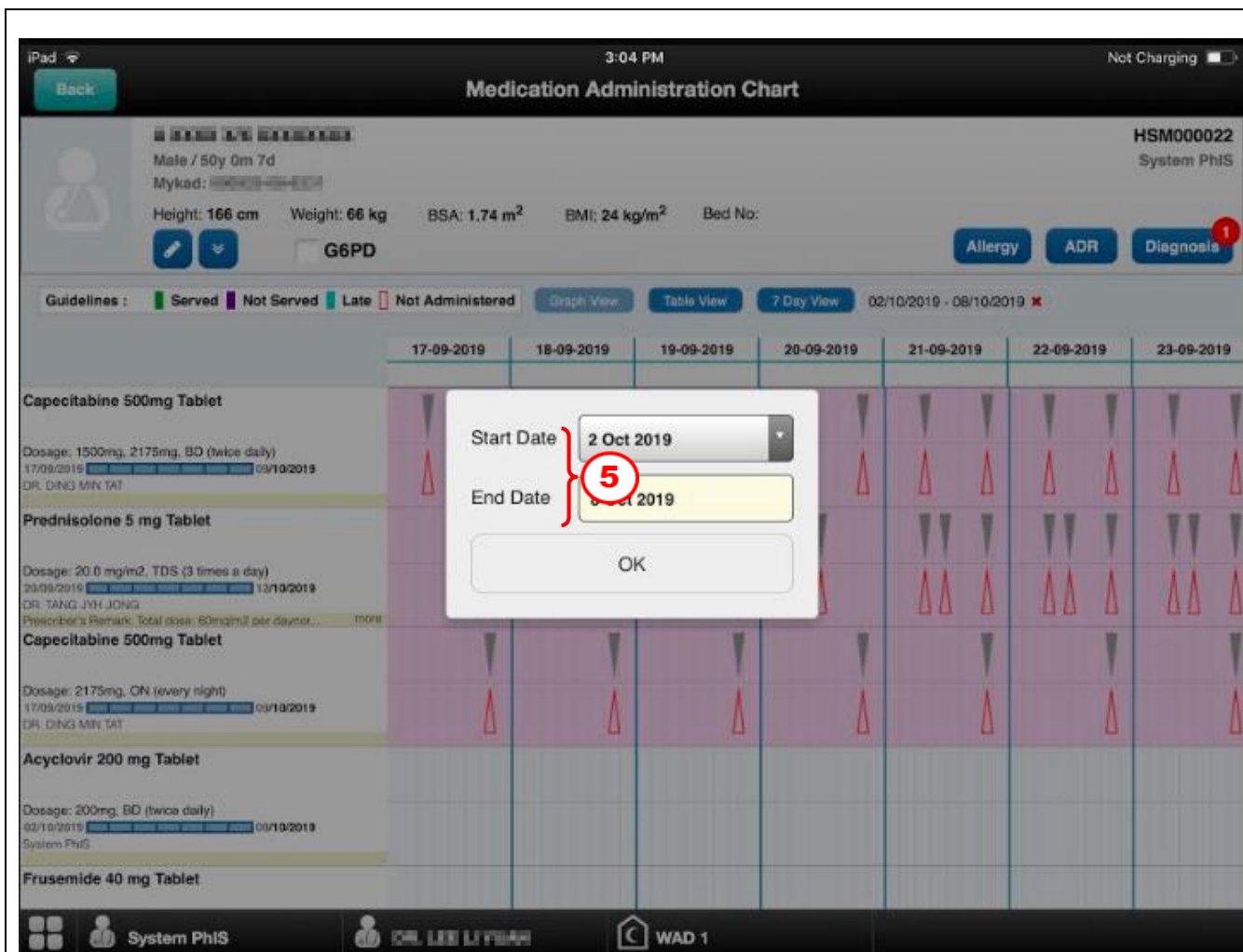


Figure 3.2.3-5 View MAR Graph View

STEP 5

Enter the **Start Date** and **End Date** then tap on the **OK** button and system will display as Figure 3.2.3-6

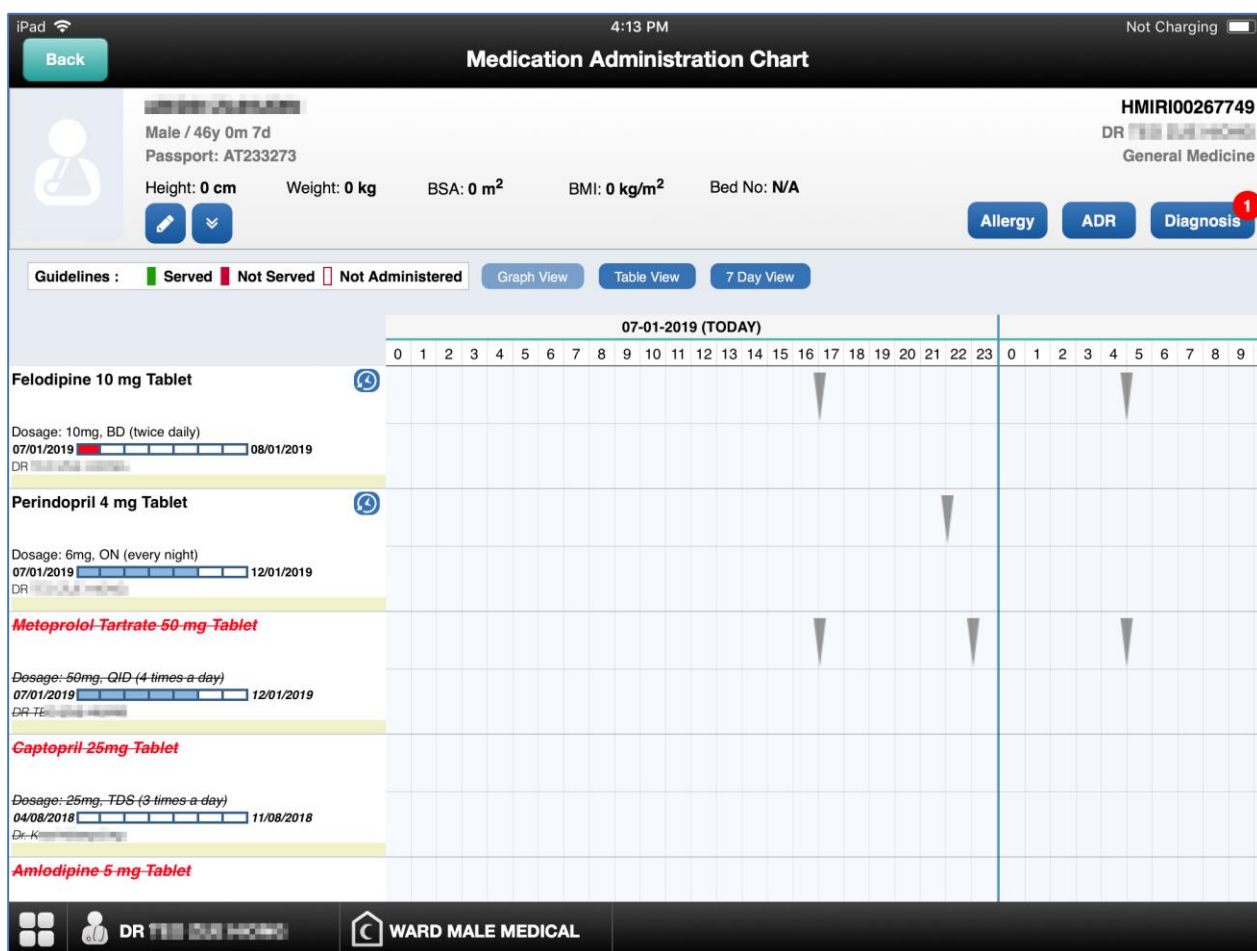



Figure 3.2.3-6 View MAR 7 Days View

View MAR Legend

ICON / SCREENSHOT	DESCRIPTION
	Drug Not Serve
<p>Prednisolone 5 mg Tablet</p> <p>Dosage: 5mg, OD (once daily)</p> <p>18/10/2016 25/10/2016</p> <p>DR FARIDAH BTE SULONG @ AB. HADI</p>	Drug prescribe for 7 days
<p>Prednisolone 5 mg Tablet</p> <p>Dosage: 10mg, OD (once daily)</p> <p>16/10/2016 21/10/2016</p> <p>DR MUHD FAIZ FAIZUL BIN FAUZI</p> <p>Stock:</p>	Drug to be served remain 3 days





	Drug served
	Drug is not administered
<p>Metoprolol-Tartrate-50-mg-Tablet </p> <p>Dosage: 50 mg, 07/01/2019 - 12/01/2019, QID (4 times a day), Oral Order date: 07/01/2019 04:14 PM Prescriber: DR </p> <p>Prescriber's Remark :</p>	Dispense medication discontinued/stop by prescriber / doctor

Table 3.2-1 View MAR Legend

4.0 Acronyms

Abbreviation	Definition
PhIS	Pharmacy Information System
CPS	Clinical Pharmacy System
OM	Order Management
MRN	Medical Record Number
TDM	Clinical Pharmacokinetics Services
ADR & DAC	Adverse Drug Reaction and Drug Allergic Card
MTAC	Medication Therapy Adherence Clinic
MOH	Ministry Of Health
CDR	Cytotoxic Drug Reconstitution
TDM	Therapeutic Drug Monitoring
PN	Parenteral Nutrition

5.0 Links to Clinical Modules

No	Module	PDF Links	No	Module	PDF Links
1	Inpatient	Click Here	12	CDR Dispensing	Click Here
2	CDR Order	Click Here	13	Methadone Dispensing	Click Here
3	TDM Order	Click Here	14	PN Dispensing	Click Here
4	PN Order	Click Here	15	Order Management	Click Here
5	IV Order	Click Here	16	Patient Management	Click Here
6	Prepacking	Click Here	17	Radiopharmaceuticals	Click Here
7	Galenical	Click Here	18	Outpatient	Click Here
8	MTAC	Click Here	19	Special Drug Request	Click Here
9	ADR & DAC	Click Here	20	MAR	Click Here
10	Medication Counselling	Click Here	21	DICE	Click Here
11	Ward Pharmacy	Click Here	22		