

Pharmacy Information System (PhIS) and Clinic Pharmacy System (CPS)

Pharmacy Based

User Manual Methadone Dispensing

| | |
|--------------------|--|
| Version | : 10th EDITION |
| Document ID | : PB_U. MANUAL_METHADONE DISPENSING |



PhIS & CPS Project
User Manual – Methadone Dispensing



© 2011-2019 *Pharmacy Information System & Clinic Pharmacy System (PhIS & CPS) Project*

CONFIDENTIAL COPYRIGHTED MATERIAL – *The information includes all concepts, comments, recommendations, and material, contained herein shall remain the property of Pharmacy Information System & Clinic Pharmacy System (PhIS & CPS) Project. No portion of this document shall be disclosed, duplicated or used in whole or in part of any purpose other than the purpose of the Pharmacy Information System & Clinic Pharmacy System (PhIS & CPS) Project execution only.*

Reference ID : PB_U. MANUAL_METHADONE DISPENSING-10th EDITION

Application reference: PhIS & CPS v2.1 & v2.2



Table of Contents

| | |
|---|----|
| 1.0 Introduction | 1 |
| 1.1 Overview of PhIS | 1 |
| 1.2 Purpose and Objectives | 1 |
| 1.3 Organized Sections | 1 |
| 2.0 Application Standard Features | 2 |
| 2.1 PhIS Legend | 2 |
| 3.0 Methadone Dispensing | 4 |
| 3.1 Methadone Dispensing..... | 5 |
| 3.2 Methadone Re-Dispensing | 11 |
| 3.3 Methadone Partial Supply | 13 |
| 3.4 Counseling Reporting..... | 15 |
| 3.5 Methadone MTAC Reporting..... | 17 |
| 3.6 Methadone Patient Details | 20 |
| 4.0 Acronyms..... | 23 |
| 5.0 Links to Clinical Modules..... | 23 |

1.0 Introduction

1.1 Overview of PhIS

Pharmacy Information System or better known as PhIS, is a complete and comprehensive system that integrates pharmacy related services geared towards pharmacy excellence. PhIS implementation would transform most of current manual process to electronic system would benefit facility end user in the health care sector.

There are 12 modules to assist services delivery by the health care sector which comprises of:

1. Order Management
2. Inpatient Pharmacy
3. Outpatient Pharmacy
4. Medication Counselling
5. Ward Pharmacy
6. Pharmacy Inventory
7. Manufacturing of Cytotoxic Drug Reconstitution, Parenteral Nutrition, IV Admixture & Eye Drop , Radiopharmaceuticals and Extemporaneous
8. Adverse Drug Reaction & Drug Allergic (ADR & DAC)
9. Clinical Pharmacokinetics Services (TDM)
10. Drug Information & Consumer Education (DICE)
11. Medication Therapy Adherence Clinic (MTAC)
12. Data Mining (PhARM)

1.2 Purpose and Objectives

This user manual outlines the Methadone Dispensing module and its key features and functionalities. The primary objective is to guide user through the process of completing PhIS application process.

User will understand the following activities in details:

- Methadone Dispensing
- Methadone Counselling Reporting
- Methadone MTAC Reporting







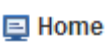


















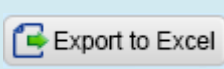
1.3 Organized Sections

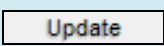
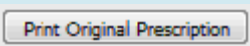
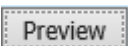

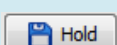

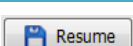

These are the sections within this document:

- Section 1: Introduction
- Section 2: Application Standard Features
- Section 3: Methadone Dispensing
- Section 4: Acronyms
- Section 5: Links to Clinical Modules

2.0 Application Standard Features

2.1 PhIS Legend

| Standard Legend | | | |
|---|-----------------------|--|--|
|  | Login to PhIS |  | Logout from PhIS |
|  | Change Login Password |  | Reset Login Screen |
|  | Expand Menu |  | Collapse Menu |
|  | Display Home Tab |  | Expand Module |
|  | Collapse Module |  | Close All Open Tabs |
|  | Refresh Screen |  | Search Record |
|  | Add/Create New Record |  | Show Help |
|  | Print |  | Mandatory Field |
|  | Calendar Icon |  | Search Icon |
|  | Close Window |  | Radio Button |
|  | Checkbox |  | Edit Record |
|  | Cancel |  | Delete Record |
|  | Save |  | Export and Open Report in Excel Format |

| Methadone Dispensing Module Legend | | | |
|---|------------------------------------|--|-----------------------------|
|  | Update Patient's Height and Weight |  | Print Original Prescription |
|  | Preview |  | Dispense |
|  | Hold |  | Print |
|  | Resume |  | Calendar |
| | | | |

Note

To learn more about Login Information, kindly click [Login Information](#) module for descriptive steps

3.0 Methadone Dispensing

Methadone Dispensing

Methadone dispensing function is to record and save all methadone related information. At this screen, information related with the patient, prescription and the methadone prepared are also provided.

User Group

This module is intended for pharmacist and assistant pharmacist (subject to user assign by the facility)

Functional Diagram

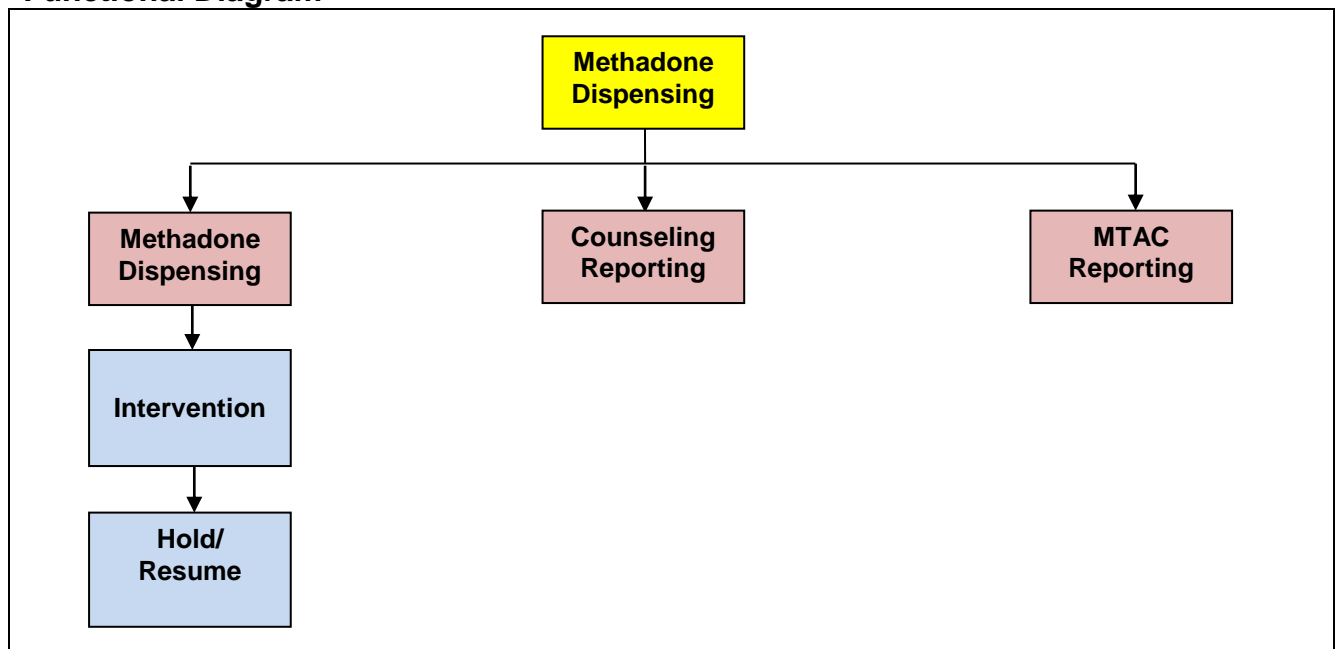


Figure 3.0-1

3.1 Methadone Dispensing

This function will allow the user to dispense methadone to the patient after the order is confirmed. Methadone drug does not screening and preparation stage.

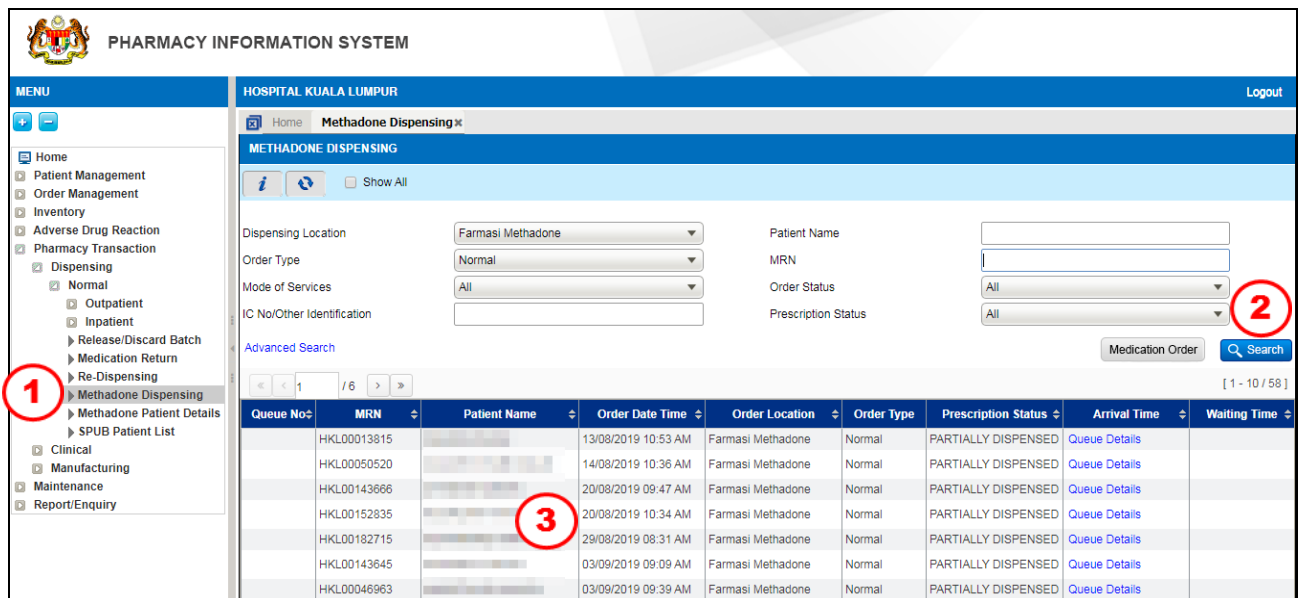


Figure 3.1-1 Methadone Dispensing Listing Page

STEP 1

Click on 'Methadone Dispensing' sub menu

Note

Various search criteria are provided as below:

| Basic Search | | | |
|--------------|---------------------|---|---|
| No | Field | Description | Remark |
| a | Show All | | Able to view all patient record |
| b | Dispensing Location | Dispensing location. (It will list down all active location) | Able to filter and search patient's record by dispensing location |
| c | Order Type | -All -Normal -SPUB -Discharge | Able to filter and search patient's record by order type |
| d | Mode of Services | All -Appointment Card -Email and Take -Fax and Take -Normal Collection -SMS and Take -Telephone and Take -UMP -Others | Able to filter and search patient's record by mode of services |
| e | Patient Name | Name of patient | Able to filter and search by patient's name |
| f | MRN | Patient Medical Record | Search option: |

| | | | |
|------------------------|------------------------------|---|---|
| | | Number | <ul style="list-style-type: none"> Type the MRN either full or partial: <i>Example: HPSF00001234 or "1234"</i> |
| g | Order Status | -All -New Order -Partial Supply | Able to filter and search patient's record by order status |
| Advanced Search | | | |
| a | Order Location | Order location. (It will list down all active location) | Able to filter and search patient's record by order location |
| b | Order Location Type | -All -Clinic -Day Care -ER -Nursing Unit -Pharmacy | Able to filter and search patient's record by order location type |
| c | Order Date from | Order Date from | Able to filter and search patient's record by order date from |
| d | Order Date To | Order Date To | Able to filter and search patient's record by order date to |
| e | Queue Date | Queue Date | Able to filter and search patient's record by queue date |
| f | Queue Series | -All -Normal -Express -Special -Others | Able to filter and search p patient's record by queue series |
| g | Queue No | Queue No | Able to filter and search patient's record by queue no |
| h | Prescription Status | -Hold -Expired -In Progress -Uncollected | Able to filter and search patient's record by Prescription status |
| i | Next collection Date From/To | Date from /to | Able to filter and search by next collection date range |
| j | Next Dispensing At | -All -Pharmacy Counter -Ward -Lockup -Others -AADK -Home -Prison | Able to filter by next dispensing location |

Table 3.1-1

STEP 2

Click on the  button to search the patient

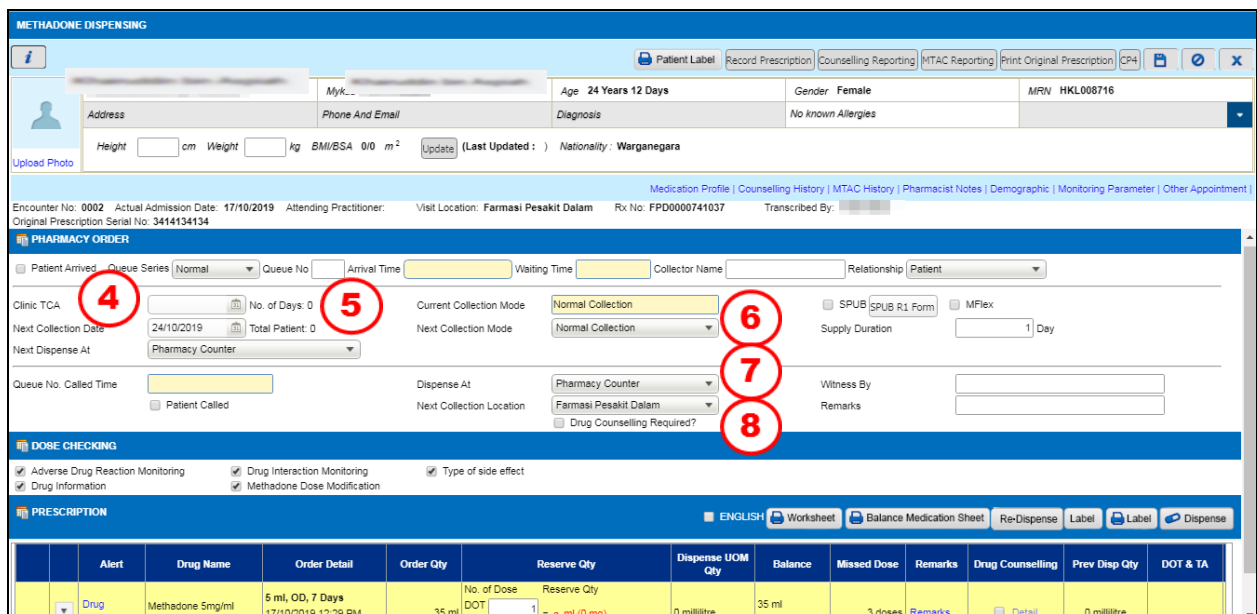
Note

- Search result of current order patient list will be displayed:
 - Queue No
 - MRN
 - Patient Name
 - Order Date Time
 - Order Location

- *Current Collection Mode*
- *Prescription Status*
- *Arrival Time*
- *Waiting Time*
- Acknowledge patient arrival as in [Outpatient Pharmacy Section 3.1 Acknowledgement](#).
- User can also order drugs from methadone dispensing screen by clicking on the **Medication Order** button. User will be diverted to medication order/Record prescription screen. Refer to [Medication Order module](#).

STEP 3

Double click on the selected patient and patient detail information will be shown as per Figure 3.1-2



The screenshot shows the 'METHADONE DISPENSING' interface. At the top, there are tabs for Patient Label, Record Prescription, Counselling Reporting, MTAC Reporting, Print Original Prescription, and CP4. Below this is a patient information section with fields for Myk..., Age (24 Years 12 Days), Gender (Female), M/RN (HKL008716), Address, Phone And Email, Diagnosis, and No known Allergies. There are also fields for Height, Weight, BMI/BSA, and Nationality (Warganegara). A 'Medication Profile' section includes links for Counselling History, MTAC History, Pharmacist Notes, Demographic, Monitoring Parameter, and Other Appointment. Below this is the 'PHARMACY ORDER' section with fields for Patient Arrived, Queue Series (Normal), Queue No, Arrival Time, Waiting Time, Collector Name, and Relationship (Patient). It also includes a 'Clinic TCA' calendar (callout 4), 'Next Collection Date' (callout 5), 'Current Collection Mode' (Normal Collection, callout 6), 'Next Collection Mode' (Normal Collection), 'Supply Duration' (1 Day), 'Queue No. Called Time', 'Dispense At' (Pharmacy Counter, callout 7), 'Next Collection Location' (Farmasi Pesakit Dalam, callout 8), 'Witness By', and 'Remarks'. A 'DOSE CHECKING' section has checkboxes for Adverse Drug Reaction Monitoring, Drug Interaction Monitoring, Type of side effect, Drug Information, and Methadone Dose Modification. At the bottom is a 'PRESCRIPTION' table with columns for Alert, Drug Name, Order Detail, Order Qty, Reserve Qty, Dispense UOM Qty, Balance, Missed Dose, Remarks, Drug Counselling, Prev Disp Qty, and DOT & TA. The table shows a prescription for Methadone 5mg/ml, 5 ml, OD, 7 Days, with a balance of 35 ml and 3 doses remaining.

Figure 3.1-2 Methadone Dispensing Screen

STEP 4

Select date from the **Clinic TCA** calendar

STEP 5

Select date from the **Next Collection Date** calendar

STEP 6

Select the **Next Collection Mode** from the drop down:

- SMS and Take
- Fax and Take
- Email and Take
- Appointment Card
- UMP
- Telephone and Take
- Others
- Normal Collection
- Leave and collect
- Home Visit

STEP 7

Select the **Dispense at** from the drop down:

- Lock Up
- Others
- Pharmacy Counter
- Ward
- AADK
- Prison
- Home

STEP 8

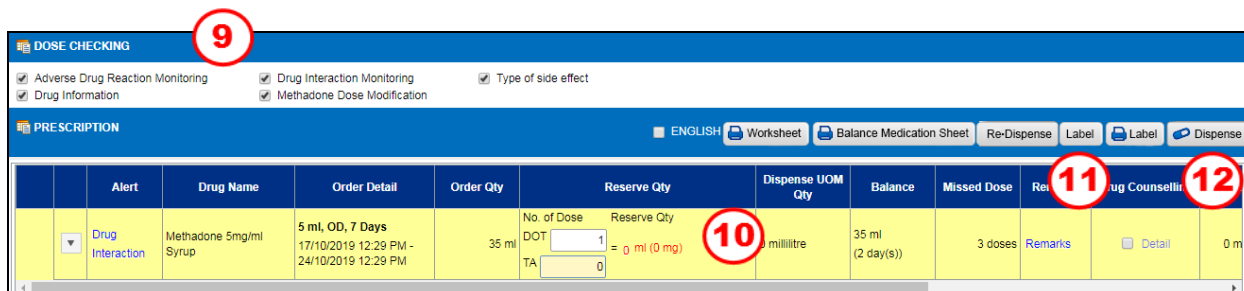
Select the **Next Collection Location** from the drop down

Note

- Changes on the **Next Collection Date** will not affect the **Clinic TCA. Total patient** is the number of patients scheduled on the selected date.
- The **Supply Duration** is default to 1 day yet editable

STEP 9

Select the **Dose Checking** if applicable



| Alert | Drug Name | Order Detail | Order Qty | Reserve Qty | Dispense UOM Qty | Balance | Missed Dose | Remarks | Drug Counselling | Dispense |
|---|------------------------|---|-----------|--|------------------|------------------|-------------|---------|---------------------------------|----------|
| <input type="checkbox"/> Drug Interaction | Methadone 5mg/ml Syrup | 5 ml, OD, 7 Days 17/10/2019 12:29 PM - 24/10/2019 12:29 PM | 35 ml | No. of Dose: 1 Reserve Qty: 0 ml (0 mg) | 1 millilitre | 35 ml (2 day(s)) | 3 doses | | <input type="checkbox"/> Detail | |

Figure 3.1-3 Methadone Dispensing Screen

STEP 10

Allocate the **No. of Dose** in the Reserve Quantity

Note

- SPUB check box is for user to refer the prescription to other facility. If SPUB is checked, next collection mode is not required to be filled in. User can also refer to M1M by selecting the ☐ M1M checkbox.
- User can also perform other functions such as Intervention and Hold/Resume. Refer steps in [Outpatient Pharmacy module](#).

STEP 11

Click on the  button to preview and print the drug label as per Figure 3.1-3


| HOSPITAL KUALA LUMPUR (Tel: 0326155555) | |
|---|--|
| HKL00235242 | Farmasi Pesakit Dalam |
| METHADONE SYRUP Ubat Minum. Goncang Botol Dahulu. Minum ubat ini sekaligus. TARIKH: 24/10/2019 MASA: 8.00 AM DOSE: 50 mg | Mesti diambil/ditelan oleh:  |
| Boleh menyebabkan kemudaratan/kematian jika diambil oleh orang lain. | |
| UBAT TERKAWAL JAUHI DARIPADA KANAK-KANAK 23/10/2019 02:16 PM | |

Figure 3.1-4 Methadone Drug Label

Note

- The **Dispense UOM Qty** will be calculated automatically when user entered value into DOT and TA as per Figure 3.1.1-5.
- Example:
 - DOT** = 1 means 1 serving (5mg/ml)
 - TA** = 2 means 2 serving (10mg/ml)

| PRESCRIPTION | | | | | | | | | | | |
|--|------------------------|--|-----------|--------------------|---------------------------------|------------------|------------------|-------------|---------|---|--------|
| <div> ENGLISH Worksheet Balance Medication Sheet Re-Dispense Label Label Dispense </div> | | | | | | | | | | | |
| Alert | Drug Name | Order Detail | Order Qty | Reserve Qty | | Dispense UOM Qty | Balance | Missed Dose | Remarks | Drug Counselling | Prev D |
| <div> Drug Interaction </div> | Methadone 5mg/ml Syrup | 10 ml, OD, 7 Days 23/10/2019 02:15 PM - 30/10/2019 02:15 PM | 70 ml | No. of Dose DOT | Reserve Qty = 30 ml (150 mg) | 30 millilitre | 40 ml (4 day(s)) | | Remarks | <div> Detail </div> | 0 m |
| | | | | TA | = 2 | | | | | | |

Figure 3.1-5 Reserve Quantity Column

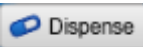
- Set the **Next Collection Date** as it will be used to calculate the **Missed Dose** if the patient did not collect the Methadone drug.

| PRESCRIPTION | | | | | | | | | | | |
|--|------------------------|--|-----------|--------------------|---------------------------------|------------------|------------------|-------------|---------|---|--------|
| <div> ENGLISH Worksheet Balance Medication Sheet Re-Dispense Label Label Dispense </div> | | | | | | | | | | | |
| Alert | Drug Name | Order Detail | Order Qty | Reserve Qty | | Dispense UOM Qty | Balance | Missed Dose | Remarks | Drug Counselling | Prev D |
| <div> Drug Interaction </div> | Methadone 5mg/ml Syrup | 10 ml, OD, 7 Days 23/10/2019 02:15 PM - 30/10/2019 02:15 PM | 70 ml | No. of Dose DOT | Reserve Qty = 20 ml (100 mg) | 20 millilitre | 50 ml (5 day(s)) | | Remarks | <div> Detail </div> | 0 m |
| | | | | TA | = 1 | | | | | | |

Figure 3.1.1-6 Missed Dose Column

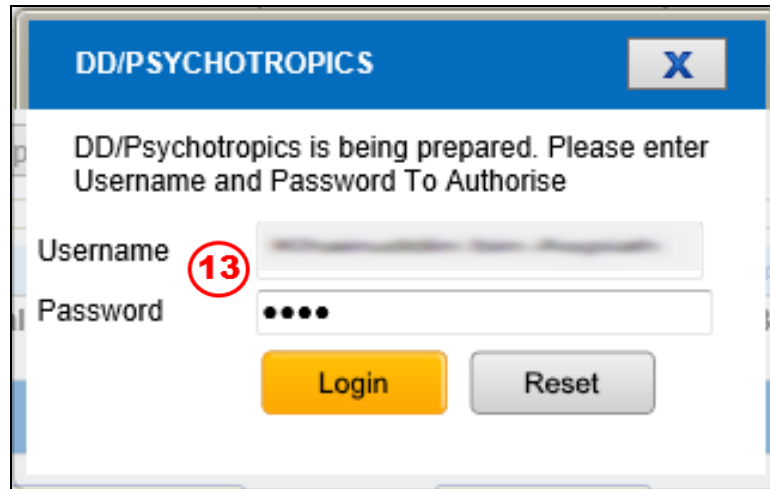
- Missed Dose** as in Figure 3.1-6 is calculated by using this formula:
 - Current Date - Next Collection Date** last record.
 - (Duration x Frequency)**
- Once the drug is allocated, user will be able to dispense the drug without going through the Verification and Preparation process.

STEP 12

Click on the  button to dispense

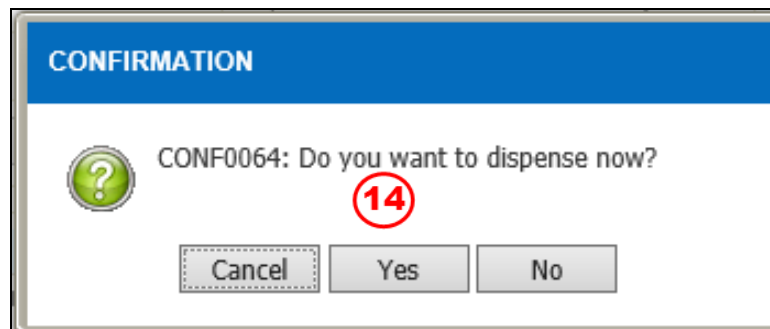
STEP 13

Enter the **Username** and **Password** to authorize



The screenshot shows a dialog box titled "DD/PSYCHOTROPICS" with a close button (X). The message inside says "DD/Psychotropics is being prepared. Please enter Username and Password To Authorise". Below the message are two input fields: "Username" and "Password". The "Username" field is highlighted with a red circle containing the number 13. The "Password" field contains four dots. Below the input fields are two buttons: "Login" (yellow) and "Reset" (grey).


Figure 3.1-7 Authorization Alert Message



The screenshot shows a dialog box titled "CONFIRMATION". The message inside says "CONF0064: Do you want to dispense now?". To the left of the message is a green circular icon with a question mark. Below the message are three buttons: "Cancel" (dashed border), "Yes" (solid border), and "No" (solid border). The "Yes" button is highlighted with a red circle containing the number 14.

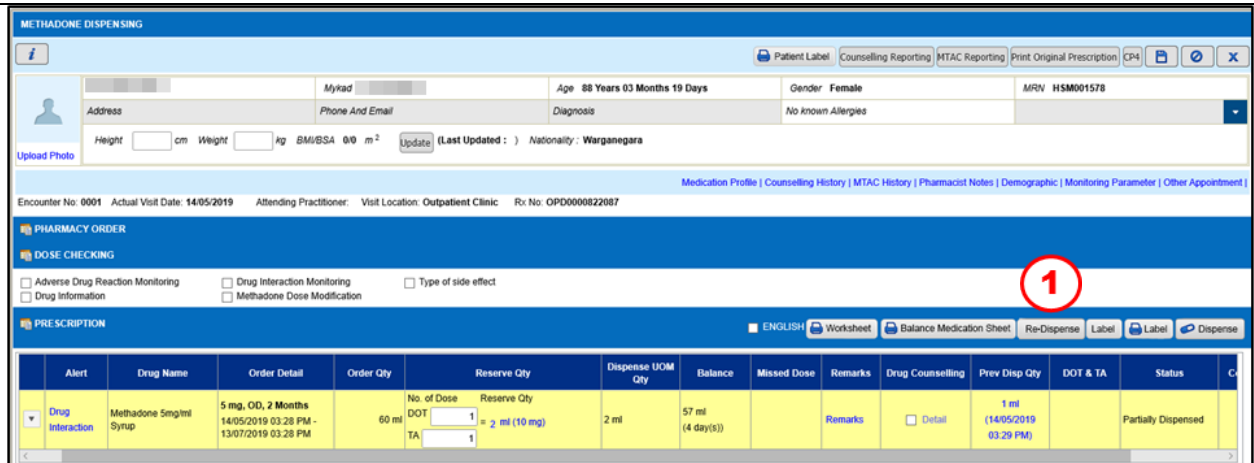
Figure 3.1-8 Authorization Alert Message

STEP 14

Click on the  button to confirm

3.2 Methadone Re-Dispensing

Re-dispense record for Methadone function is to allow user re-dispense methadone drug without using normal Re-Dispensing screen since the method of dispensing Methadone and label printing is different from the normal drug



METHADONE DISPENSING

Mykad: [Redacted] Age: 88 Years 03 Months 19 Days Gender: Female MRN: HSM001578

Address: [Redacted] Phone And Email: [Redacted] Diagnosis: [Redacted] No known Allergies

Height: [Redacted] cm Weight: [Redacted] kg BMI/BSA: 0/0 m² Update (Last Updated:) Nationality: Warganegara

Encounter No: 0001 Actual Visit Date: 14/05/2019 Attending Practitioner: [Redacted] Visit Location: Outpatient Clinic Rx No: OPD0000822087

PHARMACY ORDER

DOSE CHECKING

☐ Adverse Drug Reaction Monitoring ☐ Drug Interaction Monitoring ☐ Type of side effect

☐ Drug Information ☐ Methadone Dose Modification

PRESCRIPTION

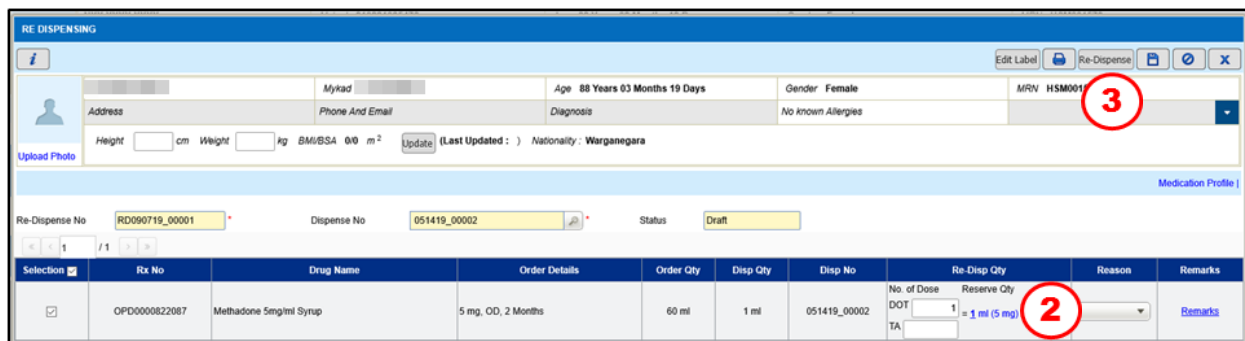
ENGLISH Worksheet Balance Medication Sheet Re-Dispense Label Label Dispense

| Alert | Drug Name | Order Detail | Order Qty | Reserve Qty | Dispense UOM Qty | Balance | Missed Dose | Remarks | Drug Counselling | Prev Disp Qty | DOT & TA | Status |
|------------------|------------------------|--|-----------|---|------------------|---------------------|-------------|---------|---------------------------------|----------------------------------|----------|---------------------|
| Drug Interaction | Methadone 5mg/ml Syrup | 5 mg, OD, 2 Months 14/05/2019 03:28 PM - 13/07/2019 03:28 PM | 60 ml | No. of Dose DOT: 1 Reserve Qty TA: 1 = 2 ml (10 mg) | 2 ml | 57 ml (4 day(s)) | | Remarks | <input type="checkbox"/> Detail | 1 ml (14/05/2019 03:29 PM) | | Partially Dispensed |

Figure 3.2-1 Methadone Dispensing

STEP 1

Click at the **Re-Dispense** button and Methadone Re-dispensing screen will appear as in Figure 3.2-2



RE DISPENSING

Edit Label Re-Dispense

Mykad: [Redacted] Age: 88 Years 03 Months 19 Days Gender: Female MRN: HSM001

Address: [Redacted] Phone And Email: [Redacted] Diagnosis: [Redacted] No known Allergies

Height: [Redacted] cm Weight: [Redacted] kg BMI/BSA: 0/0 m² Update (Last Updated:) Nationality: Warganegara

Re-Dispense No: RD090719_00001 Dispense No: 051419_00002 Status: Draft

| Selection | Rx No | Drug Name | Order Details | Order Qty | Disp Qty | Disp No | Re-Disp Qty | Reason | Remarks |
|-------------------------------------|---------------|------------------------|--------------------|-----------|----------|--------------|--|--------|---------|
| <input checked="" type="checkbox"/> | OPD0000822087 | Methadone 5mg/ml Syrup | 5 mg, OD, 2 Months | 60 ml | 1 ml | 051419_00002 | No. of Dose DOT: 1 Reserve Qty TA: 1 = 1 ml (5 mg) | | Remarks |

Figure 3.2-2 Methadone Re-Dispensing

STEP 2

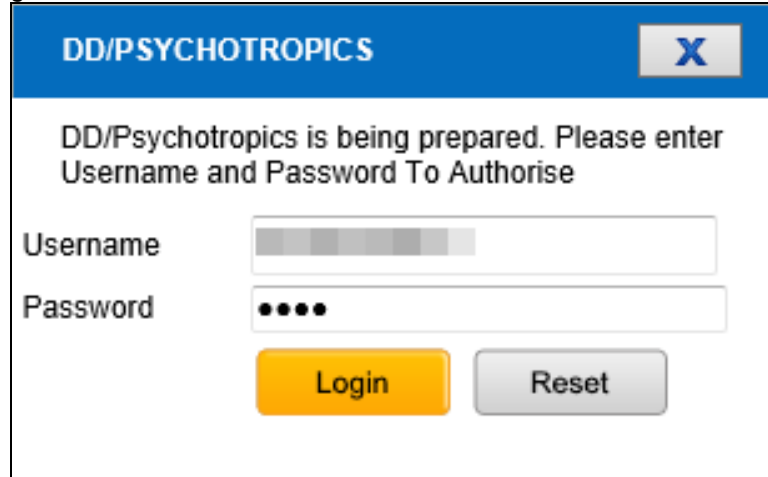
Select dose to re-dispense DOT and TA and select reason from the dropdown box.

STEP 3

Click at **Re-Dispense** button to confirm Re-dispensing

Note


A pop up window for authorise psychotropic drug will appear first. Enter login id and password for the authorise person as Figure 3.2-3

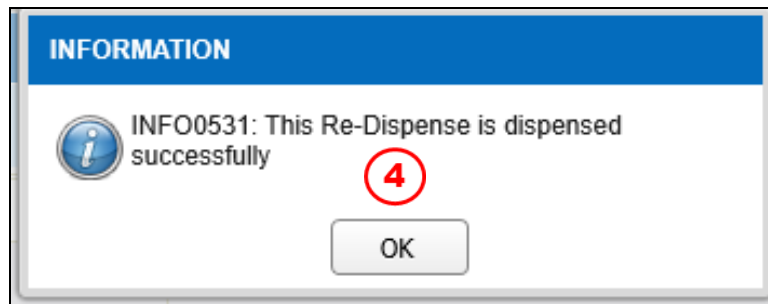


The image shows a software window titled "DD/PSYCHOTROPICS" with a close button (X) in the top right corner. The main text inside the window reads: "DD/Psychotropics is being prepared. Please enter Username and Password To Authorise". Below this text are two input fields: "Username" and "Password". The "Username" field contains a series of grey squares, and the "Password" field contains four black dots. At the bottom of the window are two buttons: "Login" (yellow) and "Reset" (grey).

Figure 3.2-3 DD/Psychotropic Drugs Authorization

STEP 4

Click  button to confirm re-dispensing of methadone drug

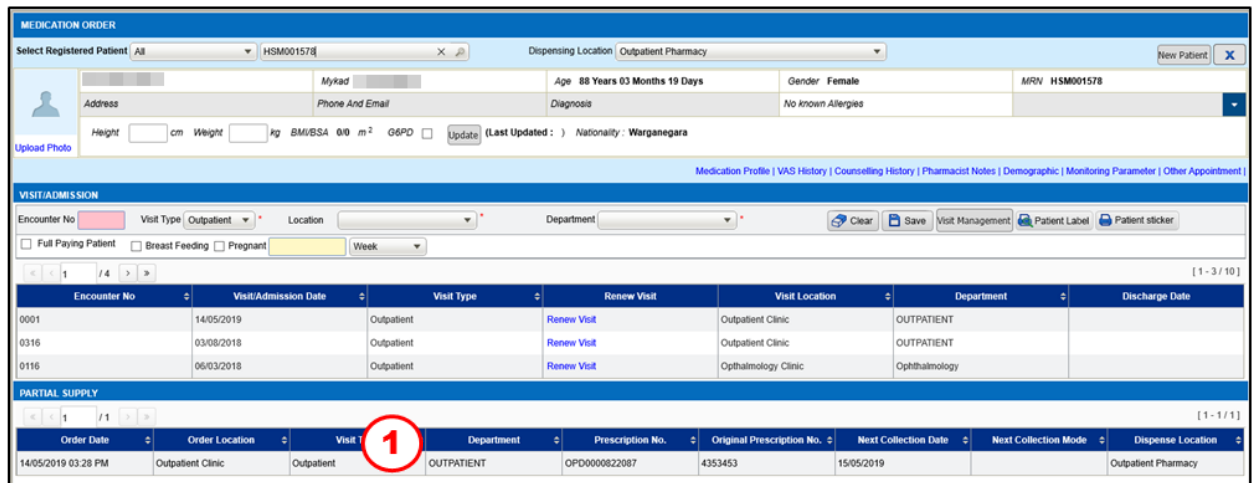


The image shows a software window titled "INFORMATION". Inside the window, there is an information icon (a blue circle with a white 'i') followed by the text: "INFO0531: This Re-Dispense is dispensed successfully". Below this text is a red circle with the number "4" inside it. At the bottom of the window is an "OK" button.

Figure 3.2-4 Confirmation

3.3 Methadone Partial Supply

The Partial dispense record for Methadone function is to directly dispense Methadone drugs from Record Prescription/Partial Supply listing page. System will automatically open Methadone Dispensing screen without the need to close the listing page and open Methadone Dispensing from the main menu



MEDICATION ORDER

Select Registered Patient: All HSM001578 Dispensing Location: Outpatient Pharmacy New Patient X

Myriad Address Phone And Email Age: 88 Years 03 Months 19 Days Gender: Female MRN: HSM001578
Diagnosis: No known Allergies

Height: cm Weight: kg BMI/BSA: 0/0 m² G6PD: Update (Last Updated:) Nationality: Warganegara

Medication Profile | VAS History | Counselling History | Pharmacist Notes | Demographic | Monitoring Parameter | Other Appointment

VISIT/ADMISSION

Encounter No: Visit Type: Outpatient Location: Department: Clear Save Visit Management Patient Label Patient sticker

☐ Full Paying Patient ☐ Breast Feeding ☐ Pregnant Week: [1 - 3 / 10]

| Encounter No | Visit/Admission Date | Visit Type | Renew Visit | Visit Location | Department | Discharge Date |
|--------------|----------------------|------------|-------------|----------------------|---------------|----------------|
| 0001 | 14/05/2019 | Outpatient | Renew Visit | Outpatient Clinic | OUTPATIENT | |
| 0316 | 03/08/2018 | Outpatient | Renew Visit | Outpatient Clinic | OUTPATIENT | |
| 0116 | 06/03/2018 | Outpatient | Renew Visit | Ophthalmology Clinic | Ophthalmology | |

PARTIAL SUPPLY [1 - 1 / 1]

| Order Date | Order Location | Visit | Department | Prescription No. | Original Prescription No. | Next Collection Date | Next Collection Mode | Dispense Location |
|---------------------|-------------------|------------|------------|------------------|---------------------------|----------------------|----------------------|---------------------|
| 14/05/2019 03:28 PM | Outpatient Clinic | Outpatient | OUTPATIENT | OPD0000822087 | 4353453 | 15/05/2019 | | Outpatient Pharmacy |

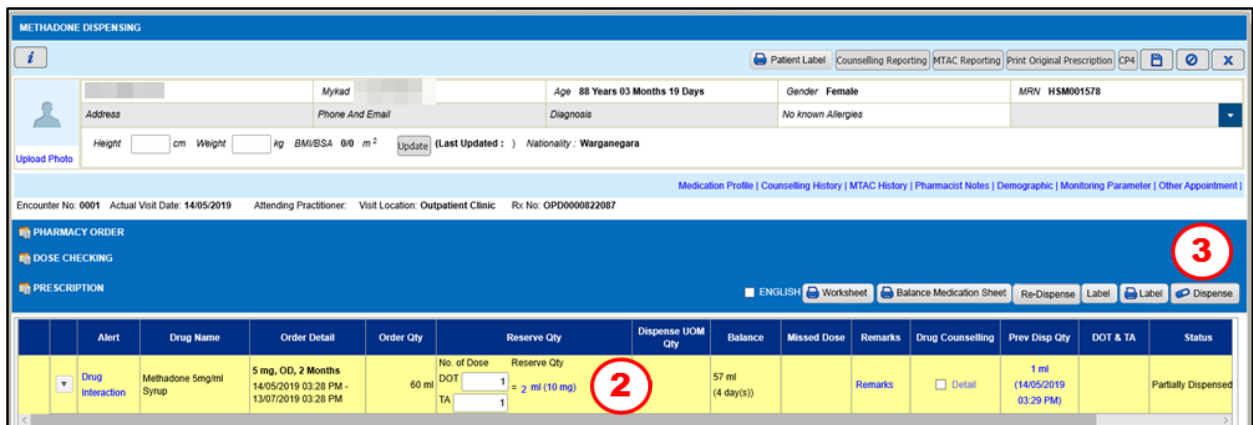
Figure 3.3-1 Record Prescription

STEP 1

Click at partial supply record from Record Prescription screen.

Note

Automatically system will open Methadone dispensing if its Methadone drug only as shown in Figure 3.3-2



METHADONE DISPENSING

Patient Label Counselling Reporting MTAC Reporting Print Original Prescription CP4 X

Myriad Address Phone And Email Age: 88 Years 03 Months 19 Days Gender: Female MRN: HSM001578
Diagnosis: No known Allergies

Height: cm Weight: kg BMI/BSA: 0/0 m² Update (Last Updated:) Nationality: Warganegara

Medication Profile | Counselling History | MTAC History | Pharmacist Notes | Demographic | Monitoring Parameter | Other Appointment

Encounter No: 0001 Actual Visit Date: 14/05/2019 Attending Practitioner: Visit Location: Outpatient Clinic Rx No: OPD0000822087

PHARMACY ORDER

DOSE CHECKING

PRESCRIPTION ENGLISH Worksheet Balance Medication Sheet Re-Dispense Label Label Dispense

| Alert | Drug Name | Order Detail | Order Qty | Reserve Qty | Dispense UOM Qty | Balance | Missed Dose | Remarks | Drug Counselling | Prev Disp Qty | DOT & TA | Status |
|------------------|------------------------|--|-----------|---|------------------|------------------|-------------|---------|---------------------------------|----------------------------|----------|---------------------|
| Drug Interaction | Methadone 5mg/ml Syrup | 5 mg, OD, 2 Months 14/05/2019 03:28 PM - 13/07/2019 03:28 PM | 60 ml | No. of Dose DOT: 1 Reserve Qty TA: 1 | 57 ml (4 day(s)) | 57 ml (4 day(s)) | | Remarks | <input type="checkbox"/> Detail | 1 ml (14/05/2019 03:28 PM) | | Partially Dispensed |

Figure 3.3-2 Methadone Dispensing

STEP 2

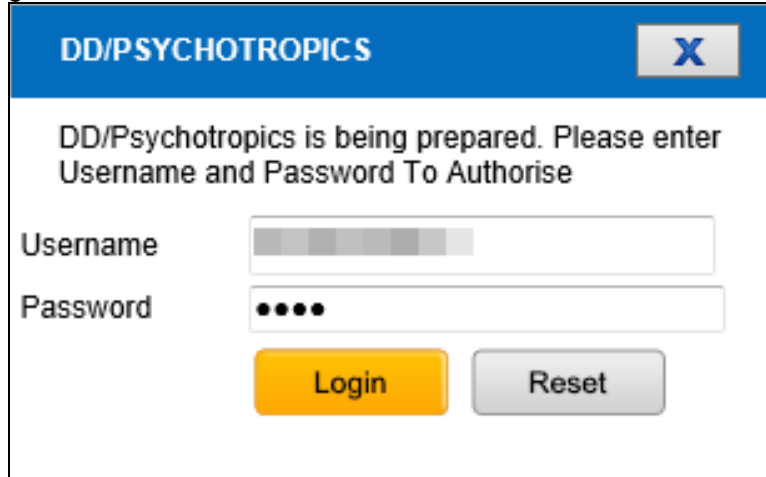
Select dose to reserve at DOT

STEP 3

Click at  button to dispense partial supply methadone drug.

Note

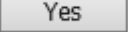
A pop up window for authorise psychotropic drug will appear first. Enter login id and password for the authorise person as Figure 3.3-3

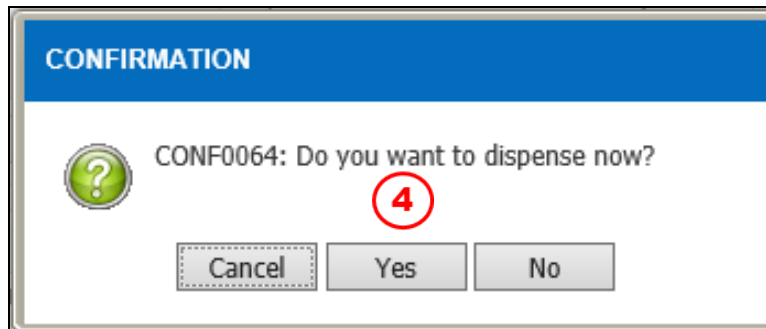


The image shows a software window titled "DD/PSYCHOTROPICS" with a close button (X) in the top right corner. The main text inside the window reads: "DD/Psychotropics is being prepared. Please enter Username and Password To Authorise". Below this text are two input fields: "Username" and "Password". The "Username" field contains a greyed-out placeholder. The "Password" field contains four black dots. At the bottom of the window are two buttons: "Login" (orange) and "Reset" (grey).

Figure 3.3-3 DD/Psychotropic Drugs Authorization

STEP 4

Click  button to dispense partial supply of methadone drug

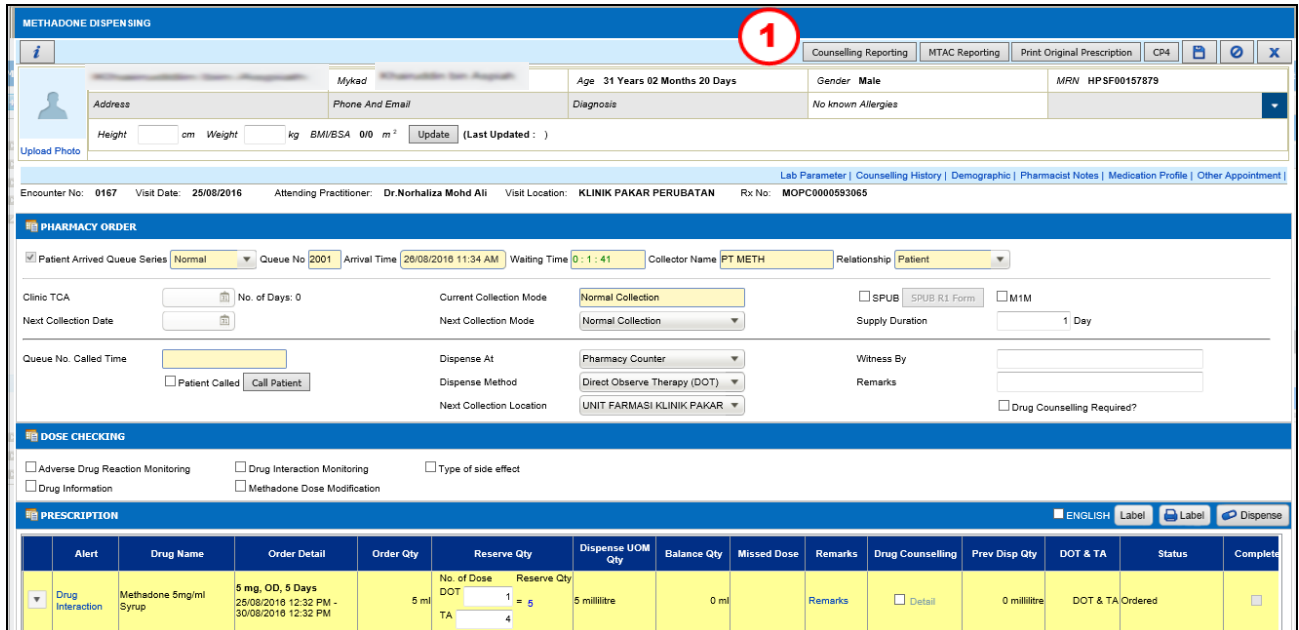


The image shows a "CONFIRMATION" dialog box. It has a blue header bar with the word "CONFIRMATION" in white. Below the header, there is a green circular icon with a white question mark. To the right of the icon, the text reads: "CONF0064: Do you want to dispense now?". Below this text is a red circle with the number "4" inside. At the bottom of the dialog box are three buttons: "Cancel" (dashed border), "Yes" (solid border), and "No" (solid border).

Figure 3.3-4 Confirmation

3.4 Counseling Reporting

The Medication Counseling module is provided to all the patients. The ultimate goal to be achieved during patient medication counseling is to provide information directed at encouraging safe and appropriate use of medication.



METHADONE DISPENSING

Enounter No: 0167 Visit Date: 25/08/2016 Attending Practitioner: Dr.Norhaliza Mohd Ali Visit Location: KLINIK PAKAR PERUBATAN Rx No: MOPC0000593065

PHARMACY ORDER

☒ Patient Arrived Queue Series: Normal Queue No: 2001 Arrival Time: 26/08/2016 11:34 AM Waiting Time: 0:1:41 Collector Name: PT METH Relationship: Patient

Clinic TCA: No. of Days: 0 Current Collection Mode: Normal Collection ☐ SPUB ☐ M1M
Next Collection Date: Next Collection Mode: Normal Collection Supply Duration: 1 Day

Queue No. Called Time: Dispense At: Pharmacy Counter Witness By:
☐ Patient Called Dispense Method: Direct Observe Therapy (DOT) Remarks:
Next Collection Location: UNIT FARMASI KLINIK PAKAR ☐ Drug Counseling Required?

DOSE CHECKING

☐ Adverse Drug Reaction Monitoring ☐ Drug Interaction Monitoring ☐ Type of side effect
☐ Drug Information ☐ Methadone Dose Modification

PRESCRIPTION

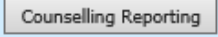
| Alert | Drug Name | Order Detail | Order Qty | Reserve Qty | Dispense UOM Qty | Balance Qty | Missed Dose | Remarks | Drug Counselling | Prev Disp Qty | DOT & TA | Status | Complete |
|------------------|------------------------|---|-----------|---|------------------|-------------|-------------|---------|---------------------------------|---------------|------------------|--------|--------------------------|
| Drug Interaction | Methadone 5mg/ml Syrup | 5 mg, OD, 5 Days 25/08/2016 12:32 PM - 30/08/2016 12:32 PM | 5 ml | No. of Dose: 1 Reserve Qty: 5 DOT: 1 TA: 4 | 5 millilitre | 0 ml | | Remarks | <input type="checkbox"/> Detail | 0 millilitre | DOT & TA Ordered | | <input type="checkbox"/> |

Figure 3.4-1 Methadone Dispensing

Note

Repeat step 1 and 3 as [Section 3.1.1 Methadone Dispensing](#) before performs Methadone Counseling Reporting.

STEP 1

Click on the  button and the medication counseling reporting screen will appear as per Figure 3-4-2

3.5 Methadone MTAC Reporting

The MTAC module emphasis on medication management to improve quality and safety. Implementing safe, organized, and efficient drug-dispensing systems is essential to control costs and assuring that the medical prescription is safely followed as requested and within the relevant deadline. An appropriate dispensing system and cost-effectiveness of patient care. MTAC is operated to drug therapy monitoring and patient's education in improving their ability to successfully manage disease condition and reducing medication error.

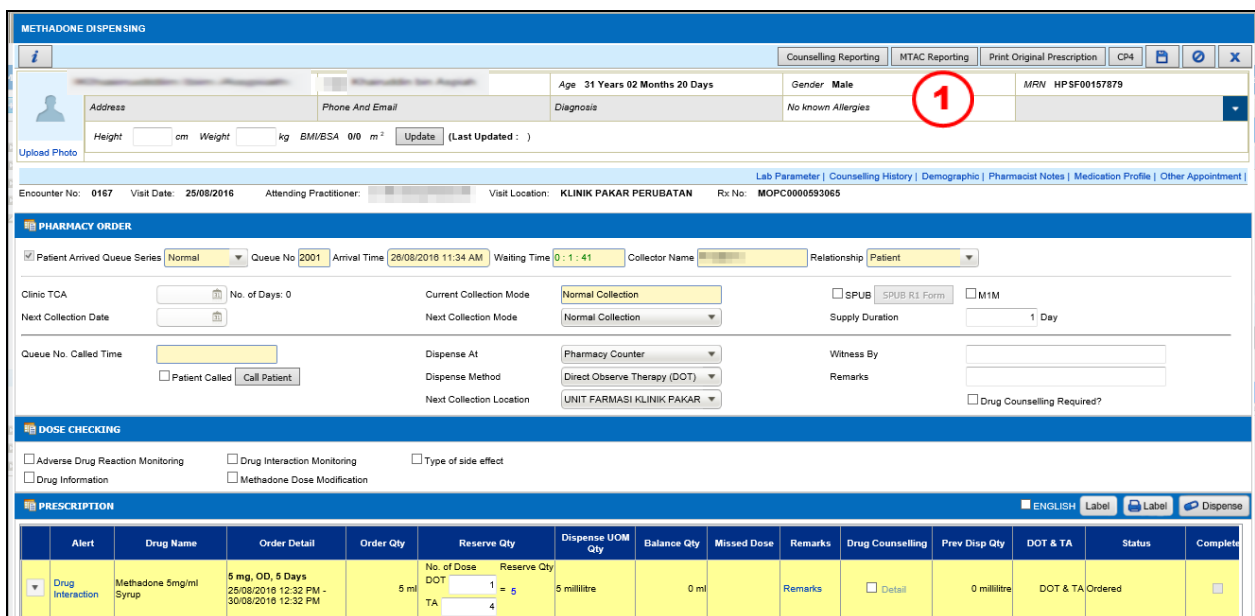



Figure 3.5-1 Methadone Dispensing

Note

Repeat step 1 to 3 as [Section 3.1.1 Methadone Dispensing](#) before performs MTAC Reporting

STEP 1

Click on the  button and an alert message to create the patient visit as per Figure 3.5-2 will appear if the patient does not have current MTAC visit.

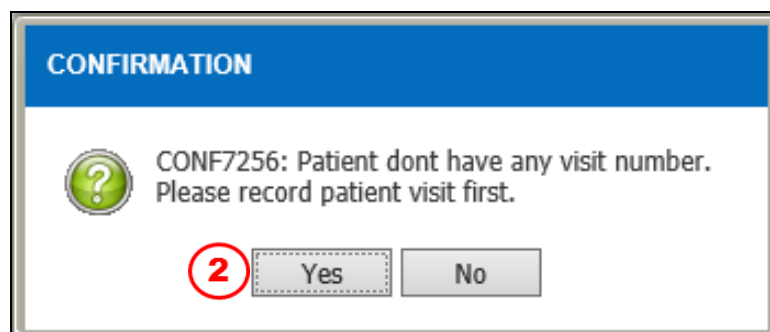
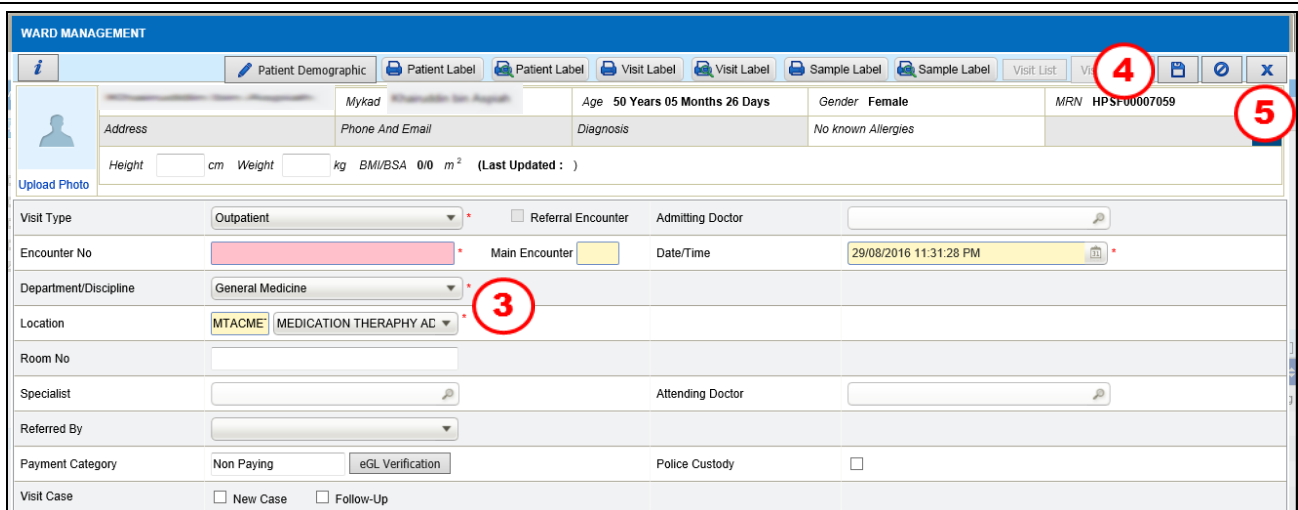


Figure 3.5-2 Confirmation Alert Message

STEP 2

Click on the  button to create visit



WARD MANAGEMENT

Address: [Mykad: [Name], Age: 50 Years 05 Months 26 Days, Gender: Female, MRN: HPSF00007059]

Height: [] cm, Weight: [] kg, BMI/BSA: 0/0 m² (Last Updated:)

Visit Type: Outpatient, Referral Encounter: [], Admitting Doctor: []

Encounter No: [], Main Encounter: [], Date/Time: 29/08/2016 11:31:28 PM

Department/Discipline: General Medicine, Location: MTACME MEDICATION THERAPY AC

Room No: [], Specialist: [], Attending Doctor: [], Referred By: []

Payment Category: Non Paying, eGL Verification: [], Police Custody: []

Visit Case: [] New Case [] Follow-Up

Figure 3.5-3 Ward Management Screen

STEP 3

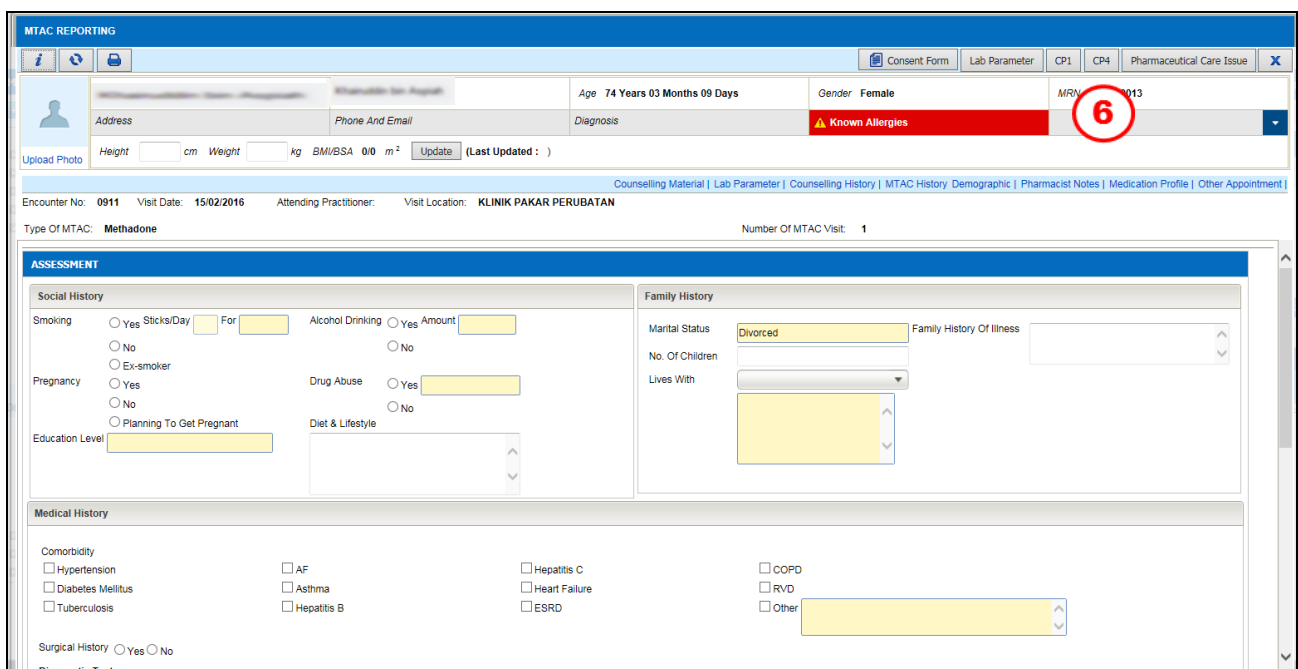
Select the **Department/Discipline** and **Location** to create MTAC visit

STEP 4

Click on the  button to save the visit

STEP 5

Click on the  button and the MTAC Reporting screen will appear as per Figure 3.5-4



MTAC REPORTING

Address: [Mykad: [Name], Age: 74 Years 03 Months 09 Days, Gender: Female, MRN: 013]

Height: [] cm, Weight: [] kg, BMI/BSA: 0/0 m² (Last Updated:)

Encounter No: 0911, Visit Date: 15/02/2016, Attending Practitioner: [], Visit Location: KLINIK PAKAR PERUBATAN

Type Of MTAC: Methadone, Number Of MTAC Visit: 1

ASSESSMENT

Social History

Smoking: [] Yes Sticks/Day [] For [] Alcohol Drinking: [] Yes Amount []

Pregnancy: [] Yes [] No [] Ex-smoker [] Planning To Get Pregnant []

Education Level: []

Family History

Marital Status: Divorced, Family History Of Illness: []

No. Of Children: []

Lives With: []

Medical History


Comorbidity: [] Hypertension [] Diabetes Mellitus [] Tuberculosis [] AF [] Asthma [] Hepatitis B [] Hepatitis C [] Heart Failure [] ESRD [] COPD [] RVD [] Other []

Surgical History: [] Yes [] No

Diagnostic Test: []

Figure 3.5-4 MTAC Reporting Main Screen

STEP 6

Click at  button and system will open CP4 screen as in Figure 3.5-5

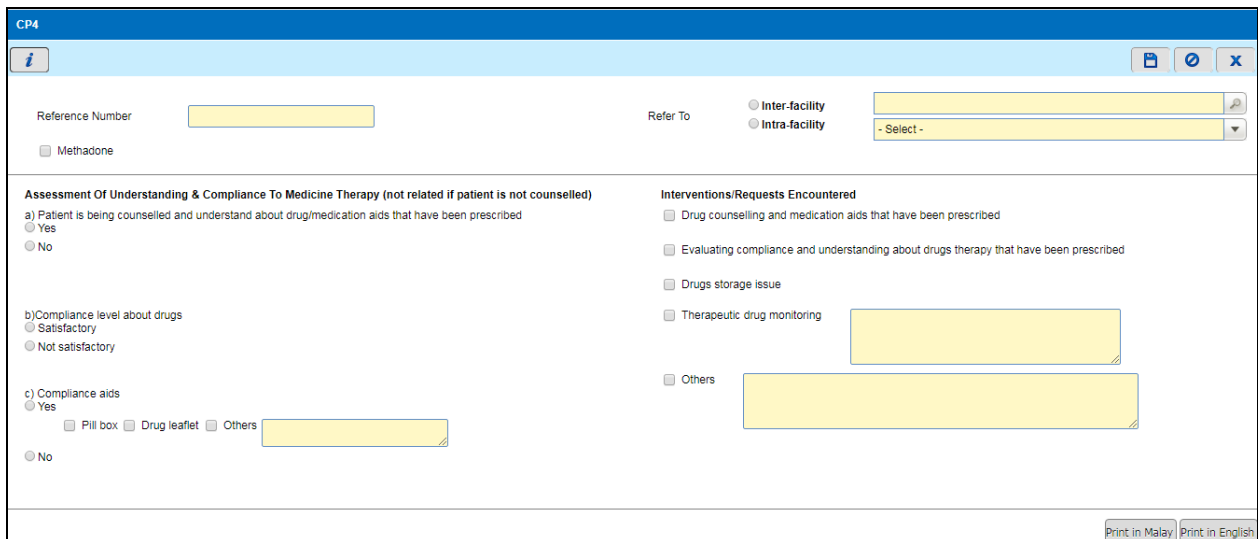
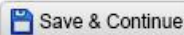


Figure 3.5-5 CP4 Screen

Note

- User may proceed the CP4 as usual. Refer steps in [MTAC Module](#)
- If MTAC visit already created, user will be diverted directly to **MTAC Reporting Screen** as per Figure 3.5-5
- In this MTAC Reporting screen, user will be able to create the MTAC report for methadone.
- Fill in the information as required. Each section has  button.
- Refer [MTAC module](#) for further details.

7
8

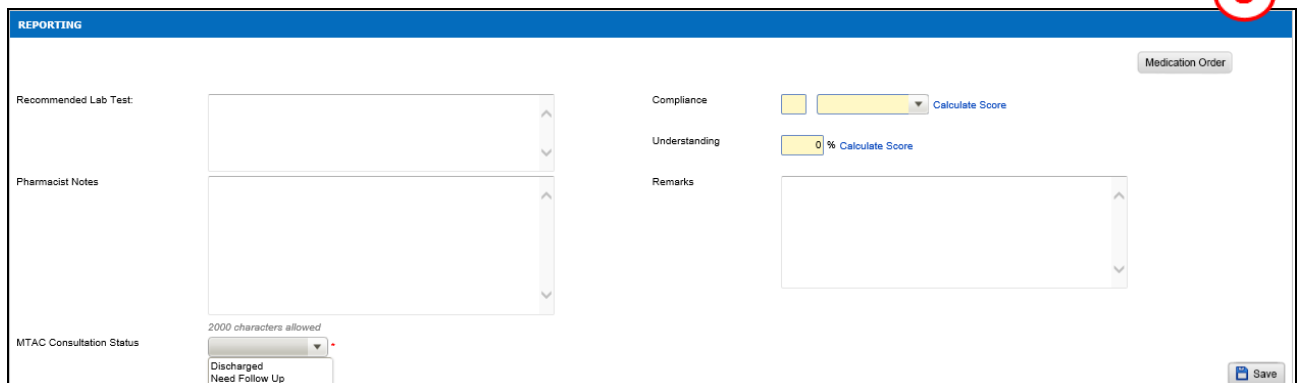



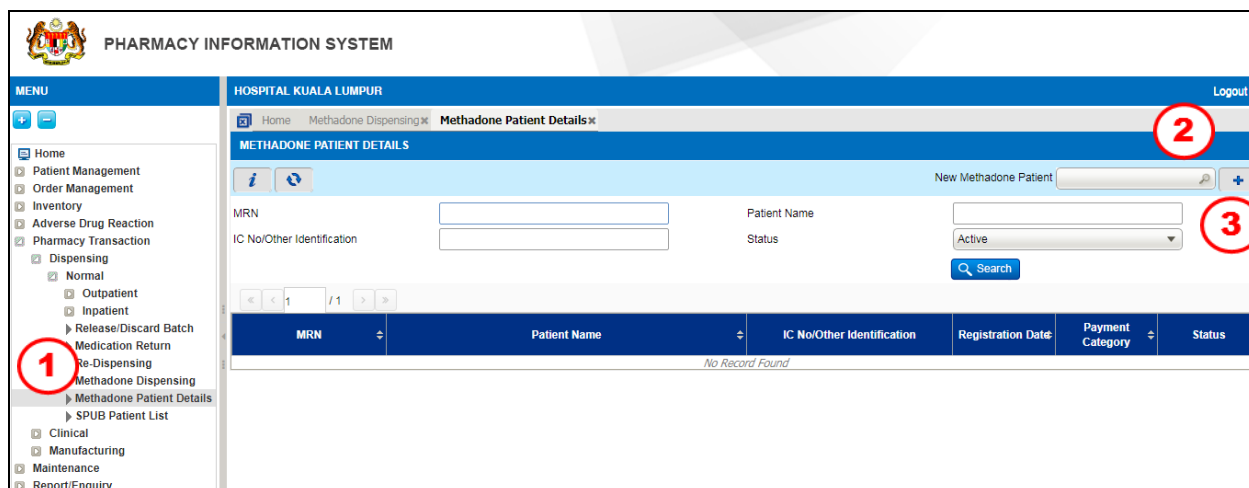
Figure 3.5-5 MTAC Reporting Screen

Note

- On the last section (**Reporting**) of this report, always select **"Need Follow Up"** in order to reopen the report for next visit.
- After choose MTAC report status as **Need Follow up**, user can click on the  button.
- This information will appear automatically when the user open back the MTAC report for the same patient.

3.6 Methadone Patient Details

To view methadone patients full details and add new patient details.



PHARMACY INFORMATION SYSTEM

HOSPITAL KUALA LUMPUR

Logout

Home Methadone Dispensing Methadone Patient Details

METHADONE PATIENT DETAILS

New Methadone Patient

MRN Patient Name

IC No/Other Identification Status

Search

1 1


| MRN | Patient Name | IC No/Other Identification | Registration Date | Payment Category | Status |
|-----------------|--------------|----------------------------|-------------------|------------------|--------|
| No Record Found | | | | | |

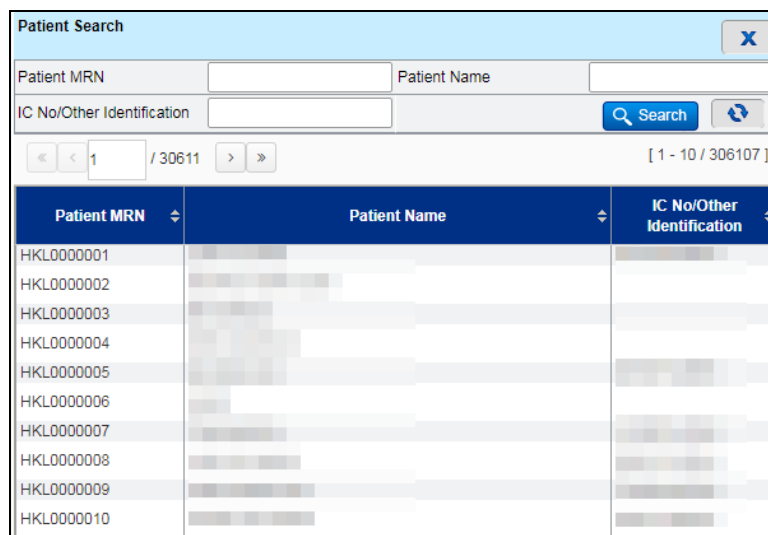
Figure 3.6-1 Methadone Dispensing Listing Page

STEP 1

Click on 'Methadone Patient Details' sub menu

STEP 2

Click on the  button to search the patient and screen will display as Figure 3.6-2



Patient Search

Patient MRN Patient Name

IC No/Other Identification Search

1 / 30611 [1 - 10 / 306107]


| Patient MRN | Patient Name | IC No/Other Identification |
|-------------|--------------|----------------------------|
| HKL0000001 | | |
| HKL0000002 | | |
| HKL0000003 | | |
| HKL0000004 | | |
| HKL0000005 | | |
| HKL0000006 | | |
| HKL0000007 | | |
| HKL0000008 | | |
| HKL0000009 | | |
| HKL0000010 | | |

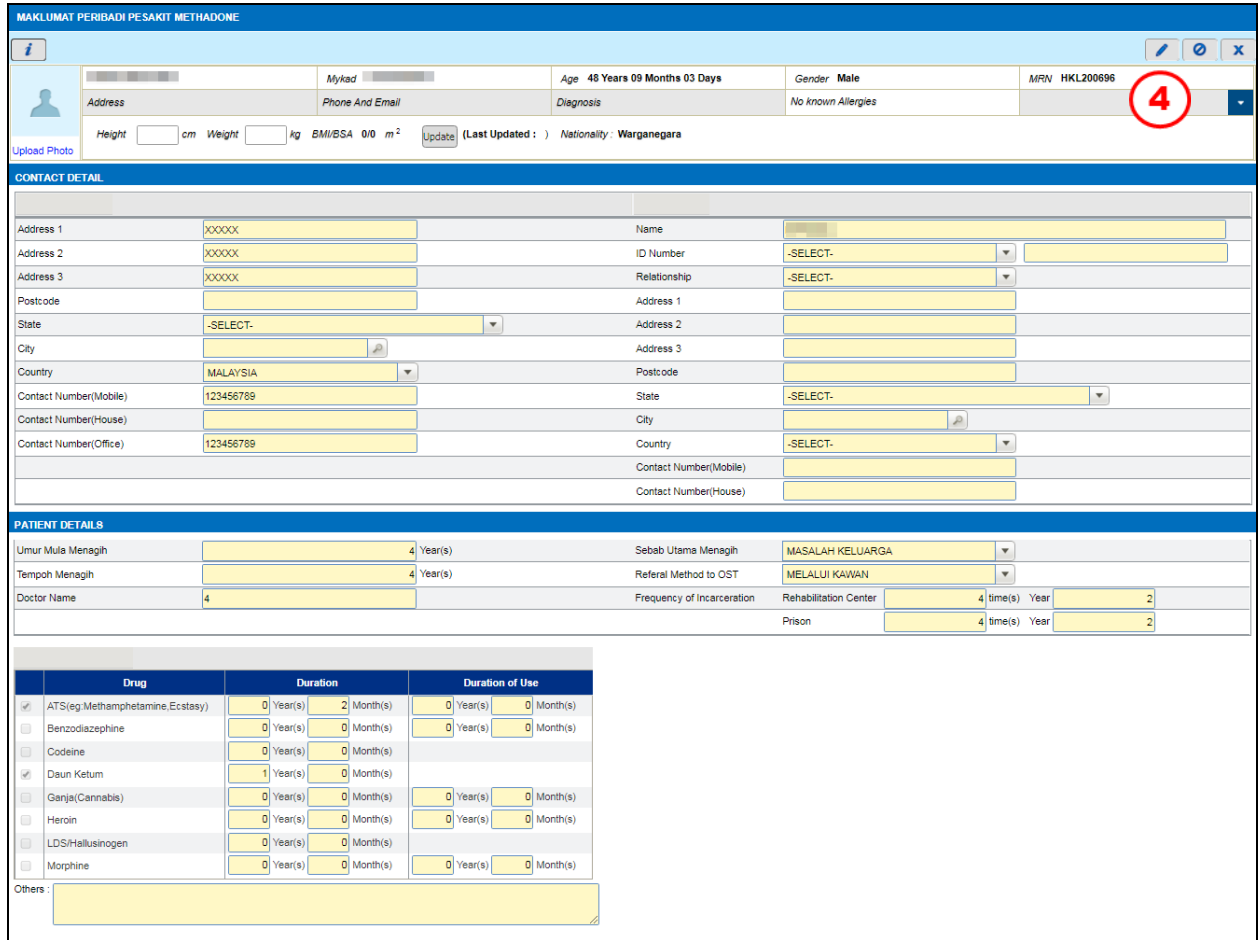
Figure 3.6-2 Patient Search

Note

- Search criteria will be displayed as below:
 - Patient MRN
 - Patient Name
 - IC No/Other Identification
- Double click to select patient from the list

STEP 3

Click on the  button and patient detail information will be shown as per Figure 3.6-3



MAKLUMAT PERIBADI PESAKIT METHADONE

Mykad [Redacted] **Age** 48 Years 09 Months 03 Days **Gender** Male **MRN** HKL200696

Address [Redacted] **Phone And Email** [Redacted] **Diagnosis** No known Allergies

Height [Redacted] cm **Weight** [Redacted] kg **BMI/BSA** 0/0 m² **Update** (Last Updated :) **Nationality** Warganegara

CONTACT DETAIL

| | | | |
|------------------------|-----------|------------------------|------------|
| Address 1 | XXXXX | Name | [Redacted] |
| Address 2 | XXXXX | ID Number | -SELECT- |
| Address 3 | XXXXX | Relationship | -SELECT- |
| Postcode | | Address 1 | |
| State | -SELECT- | Address 2 | |
| City | | Address 3 | |
| Country | MALAYSIA | Postcode | |
| Contact Number(Mobile) | 123456789 | State | -SELECT- |
| Contact Number(House) | | City | |
| Contact Number(Office) | 123456789 | Country | -SELECT- |
| | | Contact Number(Mobile) | |
| | | Contact Number(House) | |

PATIENT DETAILS


| | | | |
|--------------------|-----------|----------------------------|--|
| Umrur Mula Menagih | 4 Year(s) | Sebab Utama Menagih | MASALAH KELUARGA |
| Tempoh Menagih | 4 Year(s) | Referral Method to OST | MELALUI KAWAN |
| Doctor Name | 4 | Frequency of Incarceration | Rehabilitation Center 4 time(s) Year 2 |
| | | Prison | 4 time(s) Year 2 |

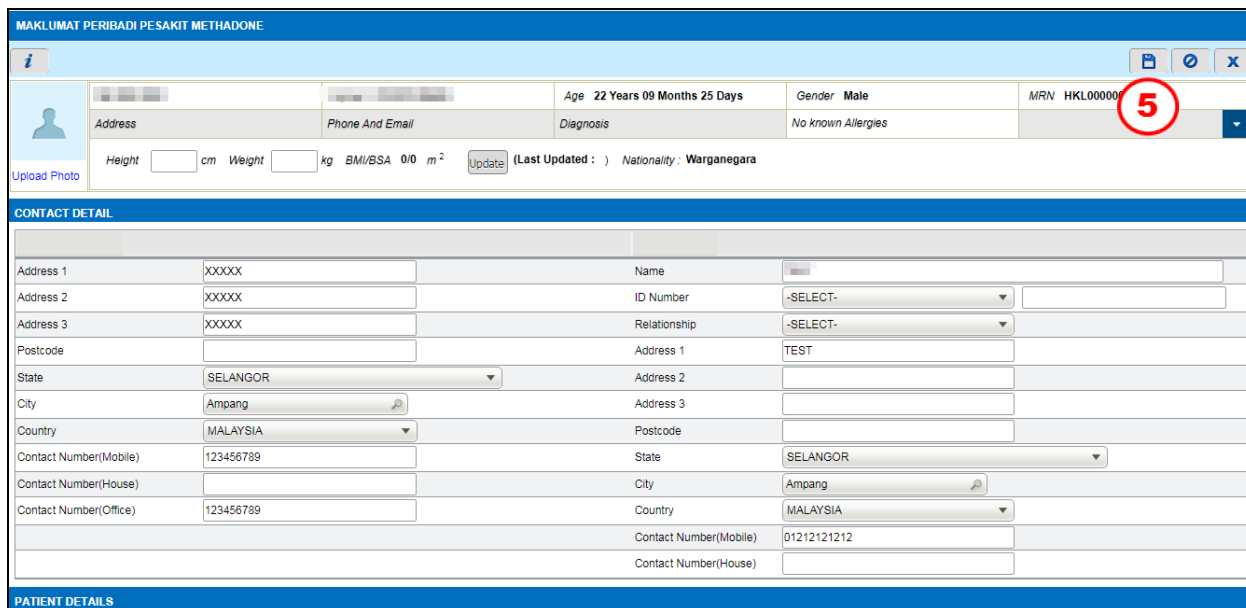
| Drug | Duration | Duration of Use |
|--|----------------------|----------------------|
| <input checked="" type="checkbox"/> ATS(eg.Methamphetamine, Ecstasy) | 0 Year(s) 2 Month(s) | 0 Year(s) 0 Month(s) |
| <input type="checkbox"/> Benzodiazepine | 0 Year(s) 0 Month(s) | 0 Year(s) 0 Month(s) |
| <input type="checkbox"/> Codeine | 0 Year(s) 0 Month(s) | |
| <input checked="" type="checkbox"/> Daun Ketum | 1 Year(s) 0 Month(s) | |
| <input type="checkbox"/> Ganja(Cannabis) | 0 Year(s) 0 Month(s) | 0 Year(s) 0 Month(s) |
| <input type="checkbox"/> Heroin | 0 Year(s) 0 Month(s) | 0 Year(s) 0 Month(s) |
| <input type="checkbox"/> LSD/Hallusinogen | 0 Year(s) 0 Month(s) | |
| <input type="checkbox"/> Morphine | 0 Year(s) 0 Month(s) | 0 Year(s) 0 Month(s) |

Others : [Redacted]

Figure 3.6-3 Methadone Dispensing Screen

STEP 4

Click on the  button to fill up the Contact details and Patient details



MAKLUMAT PERIBADI PESAKIT METHADONE

MRN: HKL000005

Age: 22 Years 09 Months 25 Days | Gender: Male | No known Allergies

Address: XXXXX | Phone And Email: XXXXX | Diagnosis: XXXXX

Height: XXXXX cm | Weight: XXXXX kg | BMI/BSA: 0/0 m² | Update (Last Updated:) | Nationality: Warganegara


CONTACT DETAIL

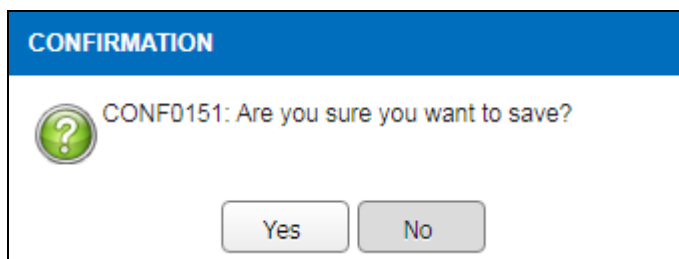
| | | | |
|------------------------|-----------|------------------------|-------------|
| Address 1 | XXXXX | Name | XXXXX |
| Address 2 | XXXXX | ID Number | -SELECT- |
| Address 3 | XXXXX | Relationship | -SELECT- |
| Postcode | XXXXX | Address 1 | TEST |
| State | SELANGOR | Address 2 | XXXXX |
| City | Ampang | Address 3 | XXXXX |
| Country | MALAYSIA | Postcode | XXXXX |
| Contact Number(Mobile) | 123456789 | State | SELANGOR |
| Contact Number(House) | XXXXX | City | Ampang |
| Contact Number(Office) | 123456789 | Country | MALAYSIA |
| | | Contact Number(Mobile) | 01212121212 |
| | | Contact Number(House) | XXXXX |

PATIENT DETAILS

Figure 3.6-4 Maklumat Peribadi Pesakit Methadone

STEP 5

Click on the  button to save record and system will pop message as shown in Figure 3.6-5



CONFIRMATION

CONF0151: Are you sure you want to save?

Yes No

Figure 3.6-5 Confirmation

Note

Click on the  button to confirm save record

4.0 Acronyms

| Abbreviation | Definition |
|--------------|----------------------------------|
| PhIS | Pharmacy Information System |
| CPS | Clinical Pharmacy System |
| PM | Patient Management |
| eGL | Electronic Guarantee Letter |
| HRMIS | Human Resource Management System |
| MRN | Medical Record Number |
| OP | Outpatient Pharmacy |
| MOH | Ministry of Health |

5.0 Links to Clinical Modules

| No | Module | PDF Links | No | Module | PDF Links |
|----|------------------------|----------------------------|----|----------------------|----------------------------|
| 1 | Inpatient | Click Here | 12 | CDR Dispensing | Click Here |
| 2 | CDR Order | Click Here | 13 | Methadone Dispensing | Click Here |
| 3 | TDM Order | Click Here | 14 | PN Dispensing | Click Here |
| 4 | PN Order | Click Here | 15 | Order Management | Click Here |
| 5 | IV Order | Click Here | 16 | Patient Management | Click Here |
| 6 | Prepacking | Click Here | 17 | Radiopharmaceuticals | Click Here |
| 7 | Galenical | Click Here | 18 | Outpatient | Click Here |
| 8 | MTAC | Click Here | 19 | Special Drug Request | Click Here |
| 9 | ADR & DAC | Click Here | 20 | MAR | Click Here |
| 10 | Medication Counselling | Click Here | 21 | DICE | Click Here |
| 11 | Ward Pharmacy | Click Here | 22 | | |