Pharmacy Information System (PhIS)
and
Clinic Pharmacy System (CPS)

User Manual
Business Intelligence Tools (BI Tools)

Version	**: 1.5**
Document ID	**: U.MANUAL_BI_TOOLS**

Revision History

Version No	Date of Release	Prepared By	Reviewed / Verified by	List of changes from previous Version
1.0	05/07/2017	Sasha A/P Sugathan	Chew Ming Ping, Zainura Said, Norlaileza Sidek, Siti Nuratikah Salleh, Ilya Syarah, Sitinor Megawati	First submission to MOH
1.1	16/08/2017	Muhamad Hilmi Bin Mokhtar	Chew Ming Ping, Zainura Said, Norlaileza Sidek, Siti Nuratikah Salleh, Ilya Syarah, Sitinor Megawati, Siti Nurzarifah Binti Normansor	Update latest screenshot and update penalty module
1.2	05/09/2017	Muhamad Hilmi Bin Mokhtar	Chew Ming Ping, Zainura Said, Norlaileza Sidek, Siti Nuratikah Salleh, Ilya Syarah, Sitinor Megawati, Siti Nurzarifah Binti Normansor	Update latest screenshot and update functional diagram
1.3	13/09/2017	Muhamad Hilmi Bin Mokhtar	Chew Ming Ping, Zainura Said, Norlaileza Sidek, Siti Nuratikah Salleh, Ilya Syarah, Sitinor Megawati, Siti Nurzarifah Binti Normansor	Removed the steps to select PTJ Code
1.4	18/09/2017	Muhamad Hilmi Bin Mokhtar	Chew Ming Ping, Zainura Said, Norlaileza Sidek, Siti Nuratikah Salleh, Ilya Syarah, Sitinor Megawati, Siti Nurzarifah Binti Normansor	Update description for Penalti Insiden
1.5	31/10/17	Muhamad Hilmi Bin Mokhtar	Chew Ming Ping, Zainura Said, Norlaileza Sidek, Siti Nuratikah Salleh, Ilya Syarah, Sitinor Megawati, Siti Nurzarifah Binti Normansor	Update description for Outpatient module

Verified and Acknowledged By

Name	Role / Designation	Organization	Signature & Date
Muazzam Bin Zulzalalin	Manager	Pharmaniaga Logistics Sdn. Bhd.	

Name	Role / Designation	Organization	Signature & Date
		Bahagian Perkhidmatan Farmasi (BPF), KKM	

Peer Review

Version No	Reviewed / Verified By	List of changes from Previous Version
1.0	Michelle Foo (QA) Juridah Ayob (QA)	Overall reviews
1.1	Michelle Foo (QA) Juridah Ayob (QA)	Update latest screenshot and update penalty module
1.2	Michelle Foo (QA) Juridah Ayob (QA)	Update latest screenshot and update functional diagram
1.3	Michelle Foo (QA) Juridah Ayob (QA)	Removed the steps to select PTJ Code
1.4	Michelle Foo (QA) Juridah Ayob (QA)	Update description for Penalti Insiden
1.5	Michelle Foo (QA) Juridah Ayob (QA)	Update description for Outpatient module

© 2011-2017 Pharmacy Information System & Clinic Pharmacy System (PhIS & CPS) Project

***CONFIDENTIAL COPYRIGHTED MATERIAL**–The information includes all concepts, comments, recommendations, and material, contained herein shall remain the property of Pharmacy Information System & Clinic Pharmacy System (PhIS& CPS) Project. No portion of this document shall be disclosed, duplicated or used in whole or in part of any purpose other than the purpose of the Pharmacy Information System & Clinic Pharmacy System (PhIS& CPS) Project execution only*

Reference ID : U.MANUAL_BI Tools-v1.5

Application reference: IBM Cognos Connection v1.0

Table of Contents

1.0 Introduction 1
1.1 Overview of Business Intelligence Tools (BI Tools) 1
1.2 Purpose and Objectives 1
1.3 Organised Sections 1
2.0 Application Standard Features 2
2.1 BI Tools Legend 2
2.2 Login Page 3
2.3 Change Password 5
3.0 PhIS Pharmacy Reports 7
Overview 7
User Group 7
Functional Diagram 7
Functional Description 8
3.1 PF 5.1(a) Aktiviti Pengurusan Preskripsi Farmasi Pesakit Luar Di Hospital & Klinik Kesihatan 9
3.2 PF 5.2 Aktiviti Perkhidmatan Sistem Pendispensan Ubat-Ubatan Bersepadu (SPUB) Kesihatan 14
3.3 PF 5.3 (b) Aktiviti Perkhidmatan Tambah Nilai – Sistem Temujanji & Lain-Lain Perkhidmatan 16
3.4 PF 5.3 (c) Aktiviti Perkhidmatan Tambah Nilai – Farmasi Padu Lalu 20
PF 5.4 Aktiviti Intervensi Preskripsi Pesakit Luar Di Hospital & Klinik Kesihatan 22
3.5 22
3.6 PF 5.5(a) Aktiviti Farmasi Klinik Ambulatori – Kaunseling (Hospital/Klinik Kesihatan)(Selain MTAC) 25
3.7 PF 5.5(b) Aktiviti Farmasi Klinik Ambulatori – MTAC (Hospital/Klinik Kesihatan) 28
3.8 PF 5.7(a) Aktiviti Perolehan Dan Penggunaan Methadone 32
3.9 PF 5.7(c) Aktiviti Kaunseling Dan Intervensi Pendispensan Methadone 34
3.10 PF 6.2 Aktiviti Kaunseling Pesakit Dalam 36
3.11 PF 6.3(a) Aktiviti Farmasi Pesakit Dalam – CP1, CP2 Dan CP4 39
3.12 PF 6. 3(b) Aktiviti Intervensi Preskripsi Pesakit Dalam CP3 42
3.13 PF 6.6(a) Aktiviti Sedian Bukan Steril 45
3.14 PF 6.6(b) Aktiviti Pembungkusan Semula Ubat 47
3.15 PF 6.7 Aktiviti Farmakokinetik Klinik – Permonitoran Ubat Terapeutik 49
3.16 PF 7 Aktiviti Pusat Maklumat Ubat 52
3.17 Aktiviti Keselamatan Pengubatan 56
3.18 Aktiviti Bilangan Medication Therapy Adhereance Clinic (MTAC) Yang Dilaksanakan 58
3.19 Daily/Monthly Statistic of Toxicity Cases Interpreted and Recommendations Communicated to The Requesting Doctor/Unit within 2 Hours 60
3.20 Data Reten Bulanan Bagi Program Terapi Gantian Dengan Metadon 63
3.21 Laporan Tempoh Pendispensan Farmasi Pesakit Luar 65
3.22 Percentage of Prescription Wrongly Filled and Detected Before Dispensing To the Total Number of Prescriptions Counter-Checked 68

3.23 Percentage of Toxicity Cases Interpreted & Recommendations Communicated Within 2 Hours to Requesting Doctor 71
3.24 Prescription Dispensed Report 73
4.0 PhIS Inventory Reports 76
Overview 76
User Group 76
Functional Diagram 76
Functional Description 77
4.1 Budget 78
4.1.1 Peruntukan dan Perbelanjaan (Hospital & Kesihatan) 79
4.1.2 Perincian dan Perbelanjaan (Hospital & Klinik) 82
4.2 Purchase Order 85
4.2.1 PF 1 Perolehan Ubat-Ubatan Secara Tahunan 85
4.2.2 PF 3.1 to 3.4 Nilai Perbelanjaan Di Bawah Peruntukan Mengikut Kaedah Perolehan Bagi Hospital, PKD dan Klinik 88
4.2.3 PF 3.5 Bilangan Produk dan Nilai Perolehan Ubat yang Dibeli Secara Tahunan 92
4.3 Kadar Pusingan Stok Tahunan Di Hospital >= 4(BPF Negeri) 96
4.4 Laporan Bulanan Stok Ubat & Bukan Ubat Terperinci Bagi Fasiliti 100
4.5 Laporan Perbelanjaan Ubat Mengikut Perolehan (Import/Local VS Generic Innovator) 103
4.6 Medicines Utilisation Report 106
4.7 Percentage of Value of Stock Disposed and Written-Off to Value of Stock Handled Annually 110
4.8 Procurement Pricing Report 113
5.0 PhIS Penalty Module 117
Overview 117
User Group 117
Functional Diagram 117
Functional Description 117
5.1 PS 1A Borang Perincian Bilangan Produk Penghantaran Melebihi 7 Atau 10 Hari 118
5.2 PF 4.1(a) Bekalan Dan Penghantaran Mengikut Produk 124
5.3 PF 4.1(b) Bekalan Dan Penghantaran 127
5.4 PF 4.2(a) Kualiti Produk 130
5.5 PF 4.2(b) Kualiti Produk 133
5.6 PF 4.3(a) Inbois Dan Pembayaran 136
5.7 PF 4.3(b) Inbois Dan Pembayaran 139
5.8 PF 4.4(a) Produk Panggil Balik 142
5.9 PF 4.4(b) Produk Panggil Balik 145
6.0 PhIS Statistic Report 148
Overview 148
User Group 148
Functional Diagram 148

Functional Description 148
6.1 Clinical Pharmacy Statistic Report 149
6.2 Inventory Statistic Report 152

1.0 Introduction

1.1 Overview of Business Intelligence Tools (BI Tools)

Business Intelligence Tools or better known as BI Tools, is a complete and comprehensive system that integrates pharmacy related services geared towards pharmacy excellence.BI Tools is a type of application software designed to retrieve, analyze, transform and report data for business intelligence. The application generally read data that have been previously stored, often, though not necessarily, in a data warehouse or data mart.
There are 4 modules to assist services delivery by the health care sector which comprises of:

1. PhIS Clinical Reports
2. PhIS Inventory Reports
3. PhIS Penalty Module
4. PhIS Statistic Reports

1.2 Purpose and Objectives

This module aids the PhIS users to perform self-service generation of statistical and analysis reports and inquiries based on the available data cubes and dimensions.

Among the relevant PhIS reports include a set of statistical, management and operational reports for the data management of Hospital/Clinic, Jabatan Kesihatan Negeri and Head Quarters. Since the requirements for the reports are dynamic and can surface as and when required, we acknowledge that it is imperative for customized reports to be included in the scope aside from the standard reports.

1.3 Organised Sections

These are the sections within this document:

- Section 1 : Introduction
- Section 2 : Application Standard Features
- Section 3 : PhIS Pharmacy Reports
- Section 4 : PhIS Inventory Reports
- Section 5 : PhIS Penalty Module
- Section 6 : PhIS Statistic Reports

2.0 Application Standard Features

2.1 BI Tools Legend

Standard Legend			
	Tab Menu	Log Off	Logout from BI Tools
	Refresh Screen		Search
	Enter Search Criteria		Home
	My Area Option		Help
	List View		Details view
	New Folder		New Job
	New URL		New Page
	Cut		Copy
	Paste		Delete
	Set Properties-Public Folder		Order
	Scroll Left		Scroll Right
Entries: 1 - 6	Display Entries from Number		Go To
	First Page		Previous Page
	Next Page		Last Page
	Set Properties		Run with options
	Create a report view of this report		Schedule
	Change Password		

2.2 Login Page

To login into the system, perform the steps below:

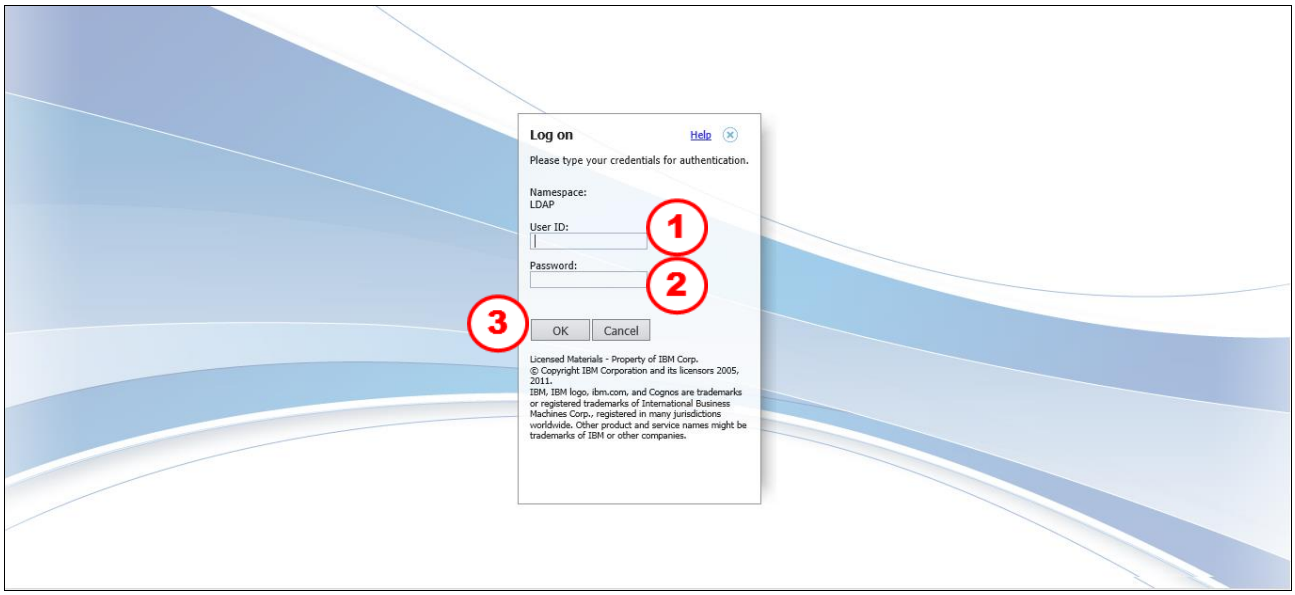

Figure 2.2-1 IBM Cognos Connection Login Page

The facility's name will be displayed in the front page of IBM Cognos Connection page.

STEP 1
Key-in username in the ***User ID*** field

STEP 2
Key-in password in the ***Password*** field

STEP 3

Click on the OK button to login

Note

- *If a user does not exist or wrong password, alert message will be displayed as shown in Figure 2.2-2.*
- *Click on the* Cancel *button and Figure 2.2-3 will be display.*

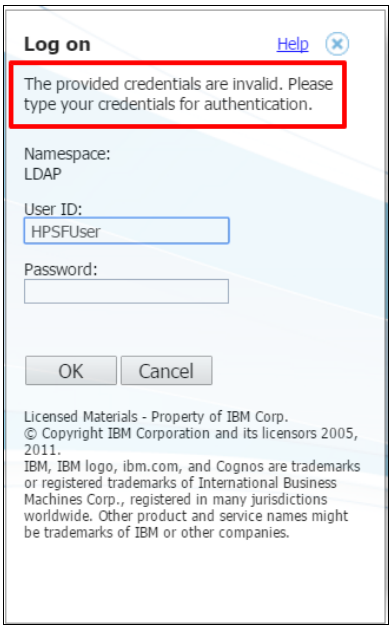

Figure 2.2-2 Provided credentials are invalid



Figure 2.2-3 Log Off Screen

2.3 Change Password

To change user's current password, perform the steps below.

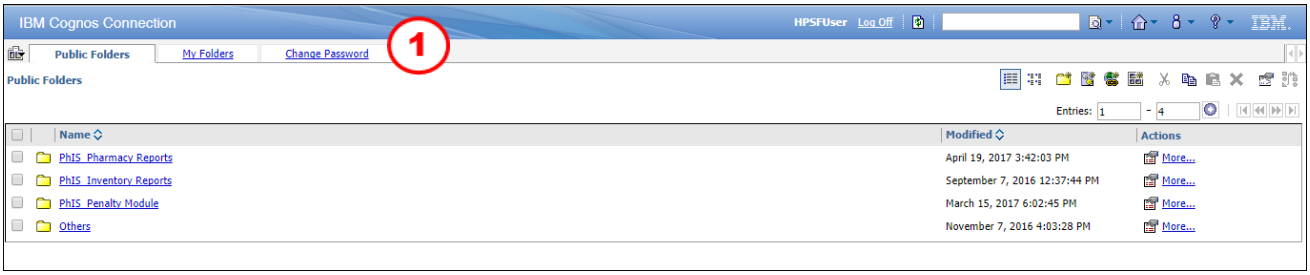

Figure 2.3-1 Change Password

STEP 1

Click on ***Change Password*** tab as shown in Figure 2.3-1

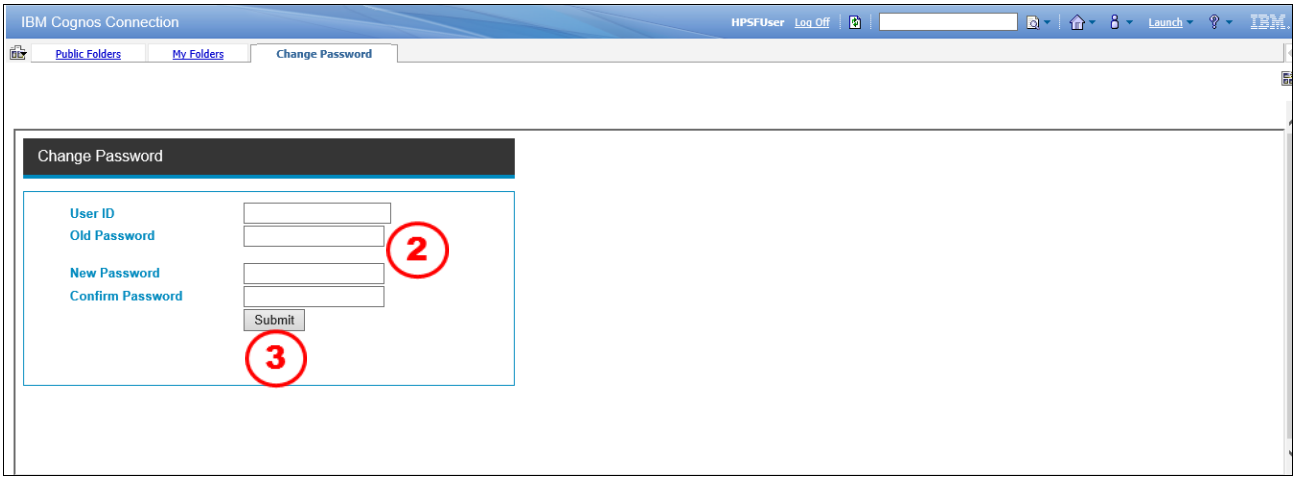

Figure 2.3-2 Change Password

STEP 2

Enter the ***User ID***, ***Old Password***, ***New Password*** and ***Confirm Password***

STEP 3

Click on the Submit button to save the changes made

Note

- *Information message as shown in Figure 2.3-3 will be display if the user ID entered is not the same.*
- *Information message as shown in Figure 2.3-4 will be display for not match current password.*

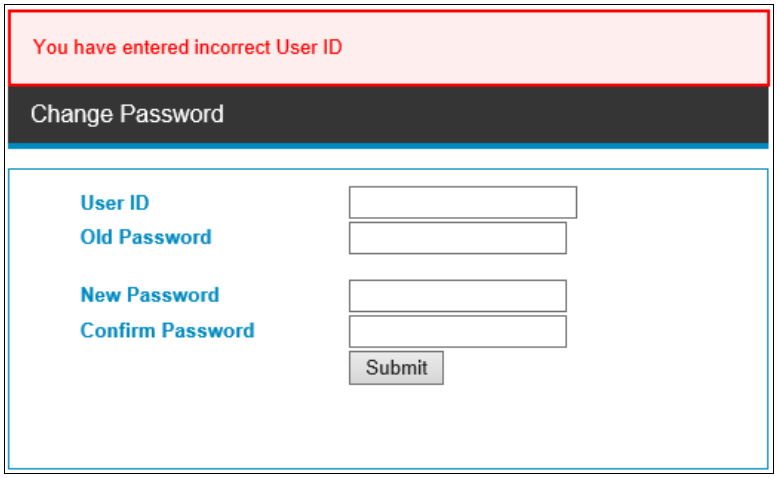

Figure 2.3-3 Change Password

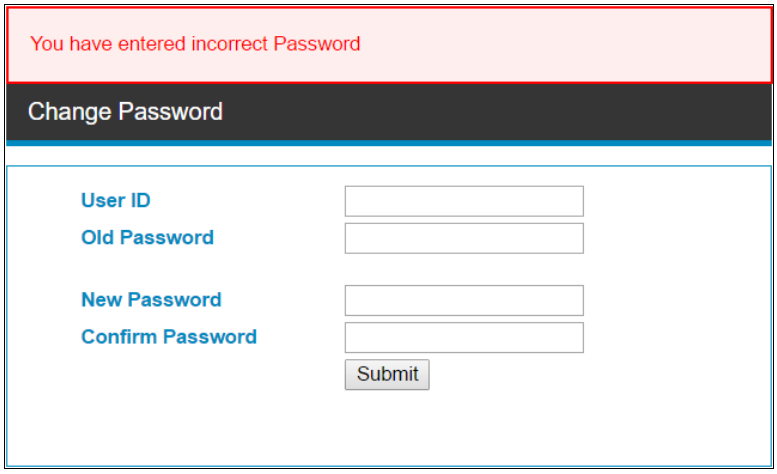

Figure 2.3-4 Change Password

3.0 PhIS Pharmacy Reports

Overview

PhIS pharmacy reports allow user to perform and generate a statistical, analysis reports and enquiries based on the available data cubes and dimensions. This report module shall include the management and operational data management of Hospital/Clinic, Jabatan Kesihatan Negeri and Headquarters.

User Group

This module is intended for user:

a) HQ – Able to view summary and details (if required) report for all state

b) State – Able to view summary and details report for all facility within the state

c) PKD – Able to view summary and details report for all facility within the PKD

d) Facility – View summary and details report for their facility only

Functional Diagram

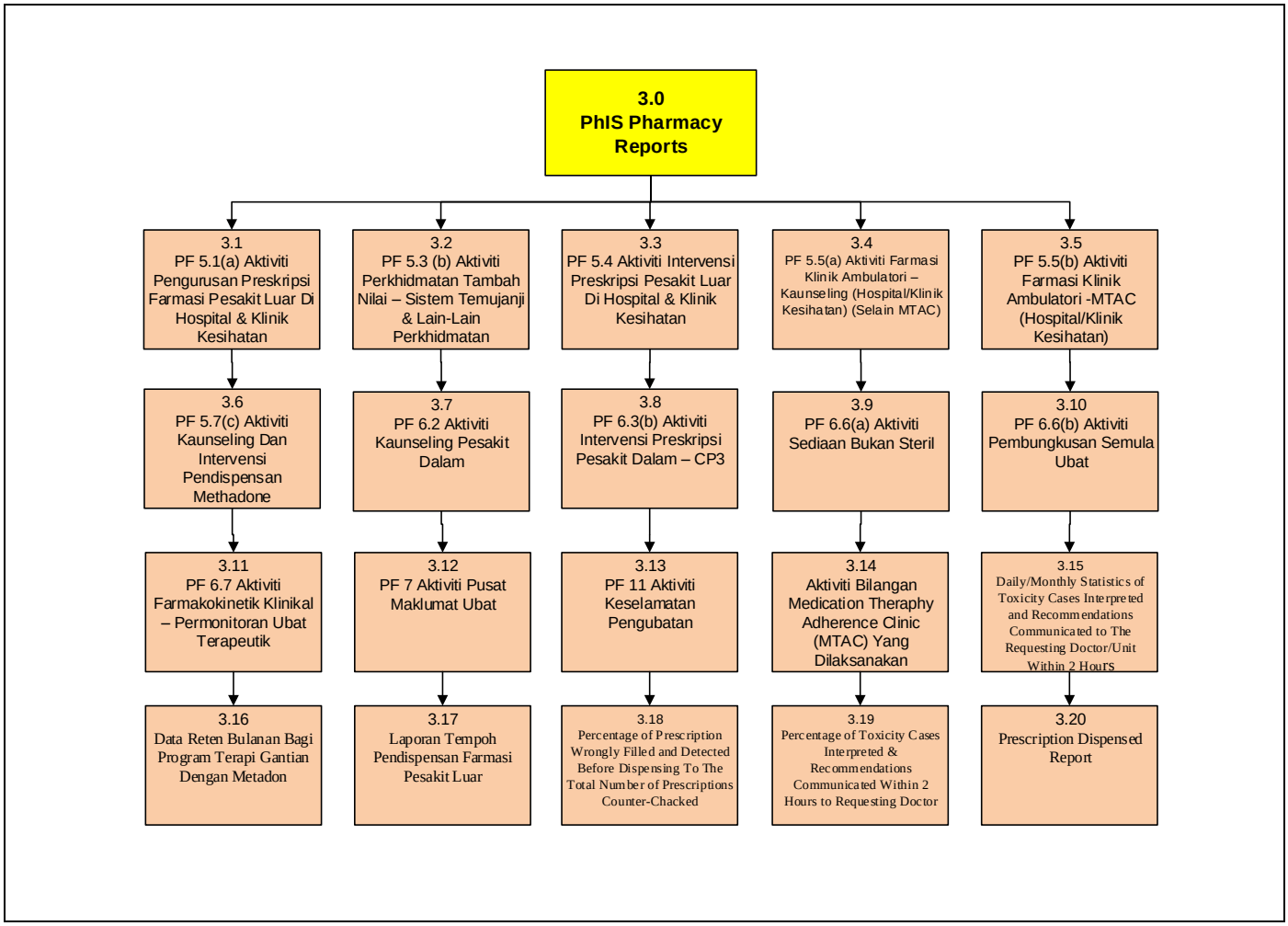

Figure 3.0

Functional Description

PhIS Pharmacy Reports comprise of:

- PF 5.1(a) Aktiviti Pengurusan Preskripsi Farmasi Pesakit Luar Di Hospital & Klinik Kesihatan
- PF 5.3(b) Aktiviti Perkhidmatan Tambah Nilai – Sistem Temujanji & Lain-Lain Perkhidmatan
- PF 5.4 Aktiviti Intervensi Preskripsi Pesakit Luar Di Hospital & Klinik kesihatan
- PF 5.5(a) Aktiviti Farmasi Klinikal Ambulatori – Kaunseling (Hospital/Klinik Kesihatan) (Selain MTAC)
- PF 5.5(b) Aktiviti Farmasi Klinikal Ambulatori – MTAC (Hospital/Klinik Kesihatan)
- PF 5.7(c) Aktiviti Kaunseling Dan Intervensi Pendispensan Methadone
- PF 6.2 Aktiviti Kaunseling Pesakit Dalam
- PF 6.3(b) Aktiviti Intervensi Preskripsi Pesakit Dalam – CP3
- PF 6.6(a) Aktiviti Sediaan Bukan Steril
- PF 6.6(b) Aktiviti Pembungkusan Semula Ubat
- PF 6.7 Aktiviti Farmakokinetik Klinikal – Permonitoran Ubat Terapeutik
- PF 7 Aktiviti Pusat Maklumat Ubat
- PF 11 Aktiviti Keselamatan Pengubatan
- Aktiviti Bilangan Medication Theraphy Adherence Clinic (MTAC) yang Dilaksanakan
- Daily/Monthly Statistics of Toxicity Cases Interpreted and Recommendations Communicated to The Requesting Doctor/Unit within 2 Hours
- Data Reten Bulanan Bagi Program Terapi Gantian Dengan Metadon
- Laporan Tempoh Pendispensan Farmasi Pesakit Luar
- Percentage of Prescription Wrongly Filled and Detected Before Dispensing To the Total Number of Prescriptions Counter-Checked
- Percentage of Toxicity Cases Interpreted & Recommendations Communicated Within 2 Hours to Requesting Doctor
- Prescription Dispensed Report

3.1 PF 5.1(a) Aktiviti Pengurusan Preskripsi Farmasi Pesakit Luar Di Hospital & Klinik Kesihatan

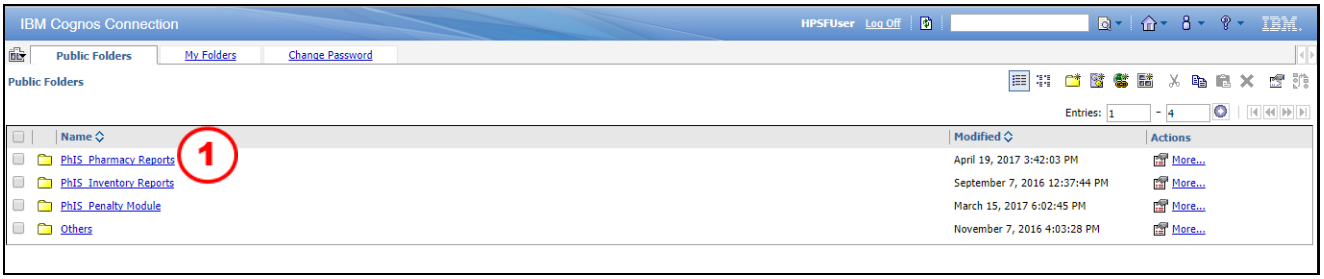

Figure 3.1-1 IBM Cognos Connection: PhIS Pharmacy Reports

STEP 1

Click on the ***PhIS Pharmacy Reports*** folder and new screen will be displayed as Figure 3.1-2

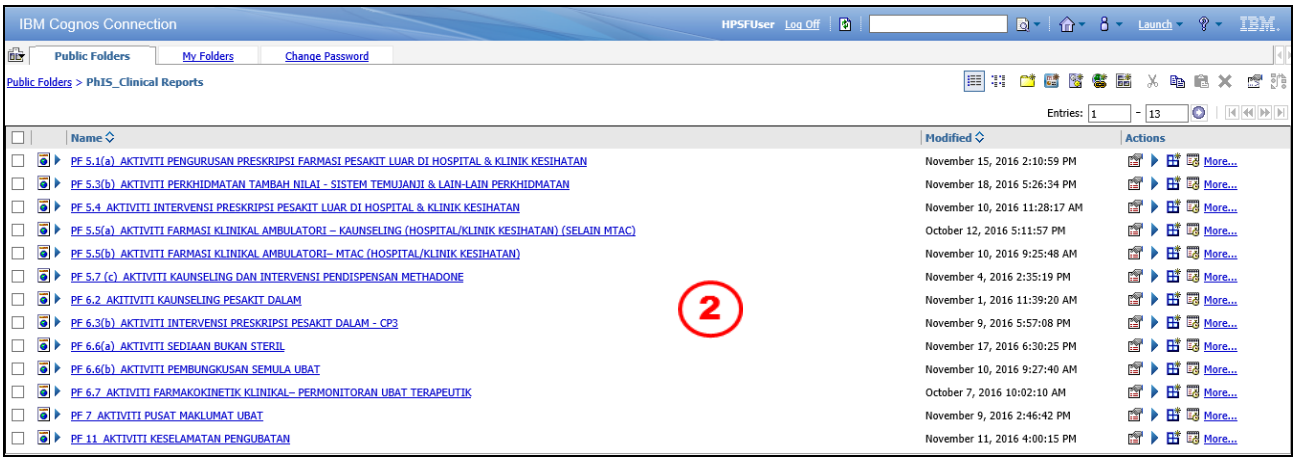

Figure 3.1-2 IBM Cognos Connection

STEP 2

Click on the selected report that need to be generate

Note

There are twenty (20) reports under Pharmacy Reports section:

- PF 5.1(a) Aktiviti Pengurusan Preskripsi Farmasi Pesakit Luar Di Hospital & Klinik Kesihatan
- PF 5.3(b) Aktiviti Perkhidmatan Tambah Nilai – Sistem Temujanji & Lain-Lain Perkhidmatan
- PF 5.4 Aktiviti Intervensi Preskripsi Pesakit Luar Di Hospital & Klinik kesihatan
- PF 5.5(a) Aktiviti Farmasi Klinikal Ambulatori – Kaunseling (Hospital/Klinik Kesihatan) (Selain MTAC)
- PF 5.5(b) Aktiviti Farmasi Klinikal Ambulatori – MTAC (Hospital/Klinik Kesihatan)
- PF 5.7(c) Aktiviti Kaunseling Dan Intervensi Pendispensan Methadone
- PF 6.2 Aktiviti Kaunseling Pesakit Dalam
- PF 6.3(b) Aktiviti Intervensi Preskripsi Pesakit Dalam – CP3
- PF 6.6(a) Aktiviti Sediaan Bukan Steril
- PF 6.6(b) Aktiviti Pembungkusan Semula Ubat
- PF 6.7 Aktiviti Farmakokinetik Klinikal – Permonitoran Ubat Terapeutik
- PF 7 Aktiviti Pusat Maklumat Ubat
- PF 11 Aktiviti Keselamatan Pengubatan
- Aktiviti Bilangan Medication Theraphy Adherence Clinic (MTAC) yang Dilaksanakan
- Daily/Monthly Statistics of Toxicity Cases Interpreted and Recommendations Communicated to The Requesting Doctor/Unit within 2 Hours
- Data Reten Bulanan Bagi Program Terapi Gantian Dengan Metadon
- Laporan Tempoh Pendispensan Farmasi Pesakit Luar
- Percentage of Prescription Wrongly Filled and Detected Before Dispensing To the Total Number of Prescriptions Counter-Checked
- Percentage of Toxicity Cases Interpreted & Recommendations Communicated Within 2 Hours to Requesting Doctor
- Prescription Dispensed Report



Figure 3.1-3 Aktiviti Pengurusan Preskripsi Farmasi Pesakit Luar Di Hospital & Klinik Kesihatan

STEP 3
Click on '***Tahun***' dropdown to choose the year

STEP 4
Click on '***Bulan***' dropdown to choose the month

STEP 5
Click on '***Jabatan Kesihatan Negeri'*** dropdown to choose the state

STEP 6
Click on '***Fasiliti***' dropdown to choose the facility

Note
Each user will have different '***Jabatan Kesihatan Negeri',*** '***Fasiliti***'*and* '***Kod PTJ'.***

STEP 7
Click on the **Jana** button to generate the report

Note
Click on the **Batal** *button to cancel it.*

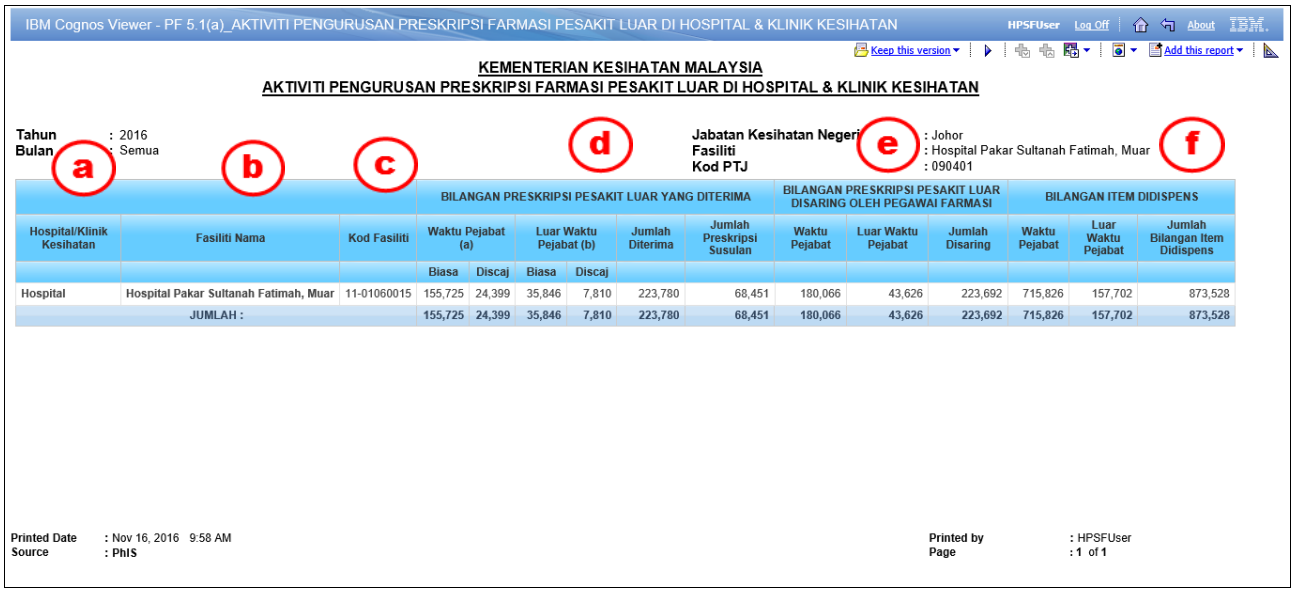

IBM Cognos Viewer - PF 5.1(a)_AKTIVITI PENGURUSAN PRESKRIPSI FARMASI PESAKIT LUAR DI HOSPITAL & KLINIK KESIHATAN

KEMENTERIAN KESIHATAN MALAYSIA
AKTIVITI PENGURUSAN PRESKRIPSI FARMASI PESAKIT LUAR DI HOSPITAL & KLINIK KESIHATAN

Tahun : 2016
Bulan : Semua

Jabatan Kesihatan Negeri : Johor
Fasiliti : Hospital Pakar Sultanah Fatimah, Muar
Kod PTJ : 090401

Hospital/Klinik Kesihatan	Fasiliti Nama	Kod Fasiliti	BILANGAN PRESKRIPSI PESAKIT LUAR YANG DITERIMA						BILANGAN PRESKRIPSI PESAKIT LUAR DISARING OLEH PEGAWAI FARMASI			BILANGAN ITEM DIDISPENS		
			Waktu Pejabat (a)		Luar Waktu Pejabat (b)		Jumlah Diterima	Jumlah Preskripsi Susulan	Waktu Pejabat	Luar Waktu Pejabat	Jumlah Disaring	Waktu Pejabat	Luar Waktu Pejabat	Jumlah Bilangan Item Didispens
			Biasa	Discaj	Biasa	Discaj								
Hospital	Hospital Pakar Sultanah Fatimah, Muar	11-01060015	155,725	24,399	35,846	7,810	223,780	68,451	180,066	43,626	223,692	715,826	157,702	873,528
JUMLAH :			155,725	24,399	35,846	7,810	223,780	68,451	180,066	43,626	223,692	715,826	157,702	873,528

Printed Date : Nov 16, 2016 9:58 AM
Source : PhIS
Printed by : HPSFUser
Page : 1 of 1

Figure 3.1-4 Laporan Aktiviti Pengurusan Preskripsi Farmasi Pesakit Luar Di Hospital & Klinik Kesihatan

The 'Aktiviti Pengurusan Preskripsi Farmasi Pesakit Luar Di Hospital & Klinik Kesihatan' consist of:

No	Field	Description
a	Hospital/ Klinik Kesihatan	It will be based on the facility type. - Hospital - Klinik Kesihatan
b	Fasiliti Nama	Facility name eg: Hospital Sultanah Fatimah Muar
c	Kod Fasiliti	Each facility has their own facility code
d	Bilangan Preskripsi Pesakit Luar Yang Diterima	Total of outpatient prescription dispensed
	• Waktu Pejabat ○ Biasa ○ Discaj	Total of normal and discharge prescription dispensed during office hours (7.30am to 5.30pm)
	• Luar Waktu Pejabat ○ Biasa ○ Discaj	Total of normal and discharge prescription dispensed after office hours
	• Jumlah Diterima	Total number of prescription received (Fully and partially supplied prescription)

	• Jumlah Preskripsi Susulan	Total Partially Supplied Prescription
e	Bilangan Preskripsi Pesakit Luar Yang Disaring Oleh Pegawai Farmasi	Prescription screened by the pharmacist
	• Waktu Pejabat	Prescription screened by the pharmacist during office hour If pharmacist used the '*proceed to dispense'* function, the verification date wil be nulled, refer to preparation date If pharmacist used 'single stage dispensing' function, the verification ans preparation date will be nulled, refer to dispensing date.
	• Luar Waktu Pejabat	Prescription screened by the pharmacist after office hour If pharmacist used the '*proceed to dispense'* function, the verification date wil be nulled, refer to preparation date If pharmacist used 'single stage dispensing' function, the verification ans preparation date will be nulled, refer to dispensing date.
	• Jumlah Disaring	The total of screened outpatient prescriptions.
f	Bilangan Item Didispense	Number of item dispensed
	• Waktu Pejabat	Total item dispensed during office hour If pharmacist used the '*proceed to dispense'* function, the verification date wil be nulled, refer to preparation date If pharmacist used 'single stage dispensing' function, the verification ans preparation date will be nulled, refer to dispensing date
	• Luar Waktu Pejabat	Total item dispensed after office hour If pharmacist used the '*proceed to dispense'* function, the verification date wil be nulled, refer to preparation date If pharmacist used 'single stage dispensing' function, the verification ans preparation date will be nulled, refer to dispensing date
	• Jumlah Item Didispense	Total item dispensed

Table 3.1-1 Aktiviti Pengurusan Preskripsi Farmasi Pesakit Luar Di Hospital & Klinik Kesihatan

3.2 PF 5.2 Aktiviti Perkhidmatan Sistem Pendispensan Ubat-Ubatan Bersepadu (SPUB) Kesihatan

Refer to section 3.1 PhIS Pharmacy Reports and follow **STEP 1** and **STEP 2**

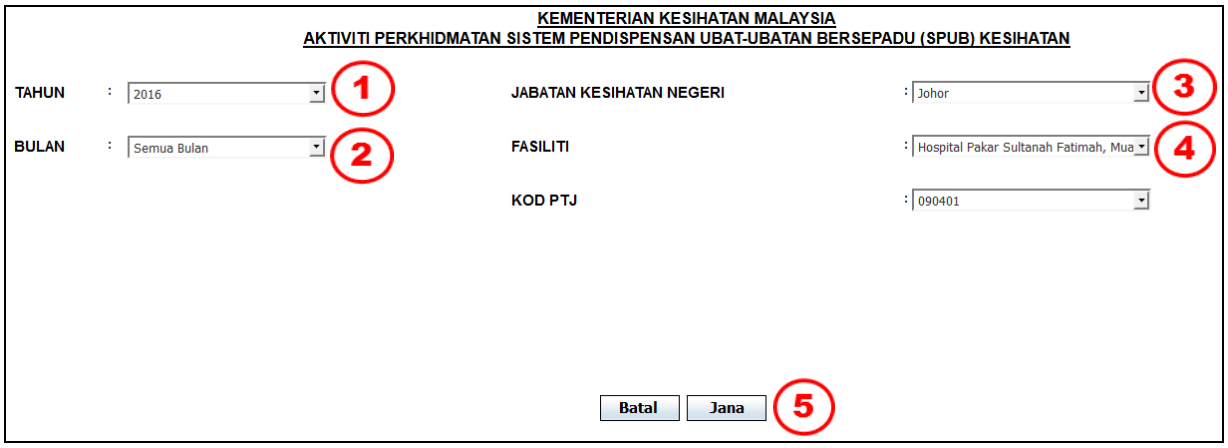

Figure 3.2-1 Aktiviti Perkhidmatan Sistem Pendispensan Ubat-Ubatan Bersepadu (SPUB) Kesihatan

STEP 1
Click on '***Tahun***' dropdown to choose the year

STEP 2
Click on '***Bulan***' dropdown to choose the month

STEP 3
Click on '***Jabatan Kesihatan Negeri'*** dropdown to choose the state

STEP 4
Click on '***Fasiliti***' dropdown to choose the facility

Note
*Each user will have different '**Jabatan Kesihatan Negeri',** '**Fasiliti**' and '**Kod PTJ'.***

STEP 5
Click on the **Jana** button to generate the report

Note
Click on the **Batal** *button to cancel it.*

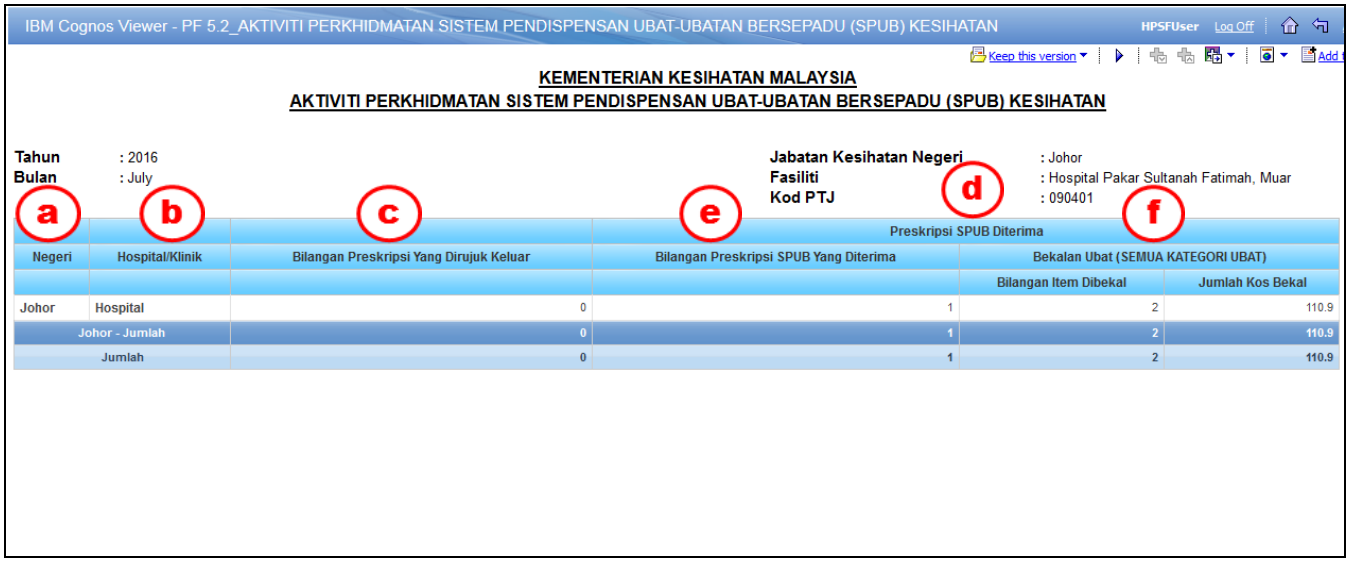

Figure 3.2-2 Laporan Aktiviti Perkhidmatan Sistem Pendispensan Ubat-Ubatan Bersepadu (SPUB) Kesihatan

The 'Aktiviti Perkhidmatan Sistem Pendispensan Ubat-Ubatan Bersepadu (SPUB) Kesihatan' consist of:

No	Field	Description
a	Negeri	It will be based on the facility. • Johor
b	Hospital/ Klinik Kesihatan	It will be based on the facility type. • Hospital • Klinik Kesihatan
c	Bilangan Preskripsi Yang Dirujuk Keluar	The total of prescription referred to other facilities through SPUB (SPUB Out)
d	Preskripsi SPUB Diterima	SPUB prescription received
e	Bilangan Preskripsi SPUB Yang Diterima	The total of SPUB prescription received (SPUB In)
f	Bekalan Ubat (SEMUA KATEGORI UBAT)	Drug supplied (All categories)
	• Bilangan Item Dibekal	The number of all categories of drug supplied to SPUB patient

	• Jumlah Kos Bekal	The cost of all categories of drug supplied to SPUB patient

Table 3.2-1 Aktiviti Perkhidmatan Sistem Pendispensan Ubat-Ubatan Bersepadu (SPUB) Kesihatan

3.3 PF 5.3 (b) Aktiviti Perkhidmatan Tambah Nilai – Sistem Temujanji & Lain-Lain Perkhidmatan

Refer to section 3.1 PhIS Pharmacy Reports and follow **STEP 1** and **STEP 2**

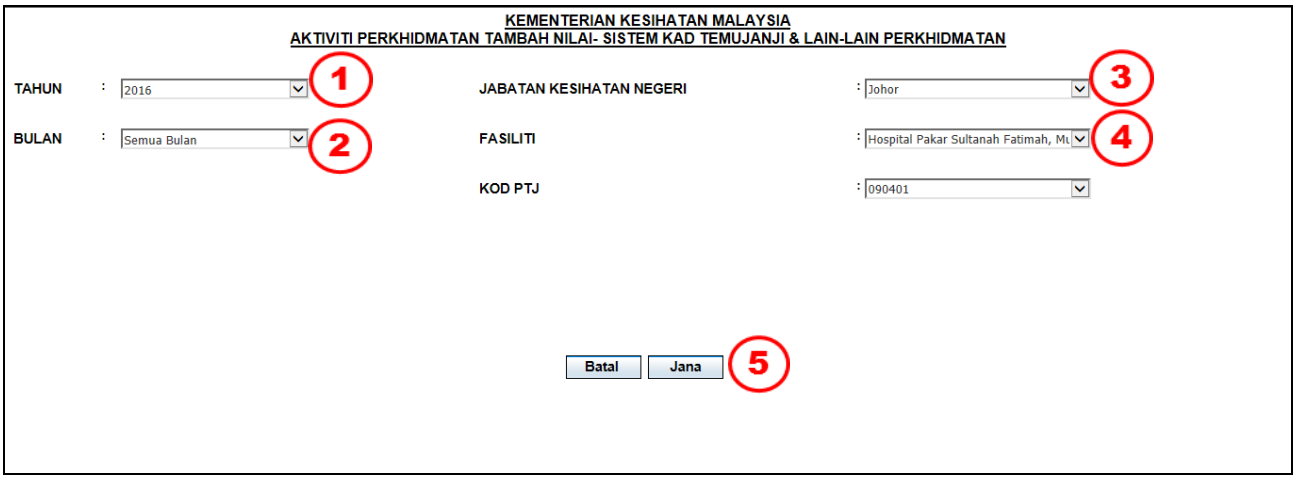

Figure 3.3-1 Aktiviti Perkhidmatan Tambah Nilai - Sistem Temujanji & Lain-Lain Perkhidmatan

STEP 1
Click on '***Tahun***' dropdown to choose the year

STEP 2
Click on '***Bulan***' dropdown to choose the month

STEP 3
Click on '***Jabatan Kesihatan Negeri'*** dropdown to choose the state

STEP 4
Click on '***Fasiliti***' dropdown to choose the facility

Note
*Each user will have different '**Jabatan Kesihatan Negeri',** '**Fasiliti**' and '**Kod PTJ'.***

STEP 5
Click on the **Jana** button to generate the report

Note
Click on the **Batal** *button to cancel it.*

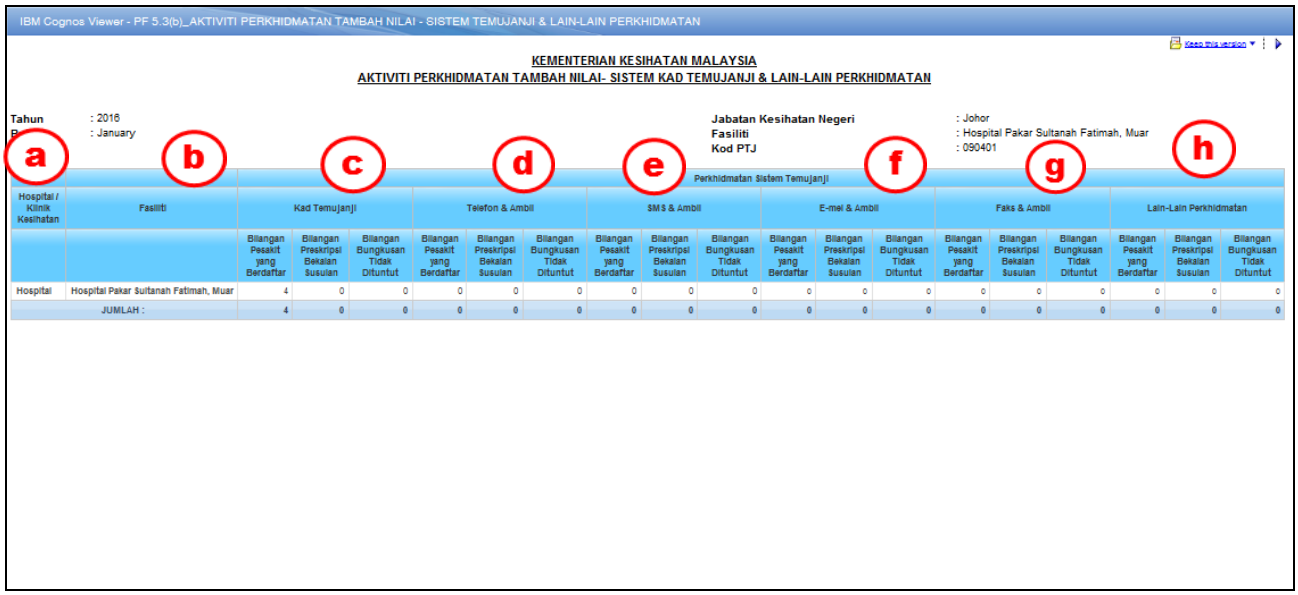

IBM Cognos Viewer - PF 5.3(b)_AKTIVITI PERKHIDMATAN TAMBAH NILAI - SISTEM TEMUJANJI & LAIN-LAIN PERKHIDMATAN

KEMENTERIAN KESIHATAN MALAYSIA
AKTIVITI PERKHIDMATAN TAMBAH NILAI- SISTEM KAD TEMUJANJI & LAIN-LAIN PERKHIDMATAN

Tahun : 2016
Bulan : January

Jabatan Kesihatan Negeri : Johor
Fasiliti : Hospital Pakar Sultanah Fatimah, Muar
Kod PTJ : 090401

a b c d e f g h

Hospital / Klinik Kesihatan	Fasiliti	Perkhidmatan Sistem Temujanji																	
		Kad Temujanji			Telefon & Ambil			SMS & Ambil			E-mel & Ambil			Faks & Ambil			Lain-Lain Perkhidmatan		
		Bilangan Pesakit yang Berdaftar	Bilangan Preskripsi Bekalan Susulan	Bilangan Bungkusan Tidak Dituntut	Bilangan Pesakit yang Berdaftar	Bilangan Preskripsi Bekalan Susulan	Bilangan Bungkusan Tidak Dituntut	Bilangan Pesakit yang Berdaftar	Bilangan Preskripsi Bekalan Susulan	Bilangan Bungkusan Tidak Dituntut	Bilangan Pesakit yang Berdaftar	Bilangan Preskripsi Bekalan Susulan	Bilangan Bungkusan Tidak Dituntut	Bilangan Pesakit yang Berdaftar	Bilangan Preskripsi Bekalan Susulan	Bilangan Bungkusan Tidak Dituntut	Bilangan Pesakit yang Berdaftar	Bilangan Preskripsi Bekalan Susulan	Bilangan Bungkusan Tidak Dituntut
Hospital	Hospital Pakar Sultanah Fatimah, Muar	4	0	0	0	0	0	0	0	0	0	0	0	0	0	0	0	0	0
JUMLAH :		4	0	0	0	0	0	0	0	0	0	0	0	0	0	0	0	0	0

Figure 3.3-2 Laporan Aktiviti Perkhidmatan Tambah Nilai - Sistem Temujanji & Lain-Lain Perkhidmatan

The 'Aktiviti Pengurusan Perkhidmatan Tambah Nilai – Sistem Temujanji & Lain-lain Perkhidmatan' consist of:

No	Field	Description
a	Hospital/ Klinik Kesihatan	It will be based on the facility type. - Hospital - Klinik Kesihatan
b	Fasiliti	Facility name eg: Hospital Sultanah Fatimah Muar
c	Kad Temujanji	Value Added Services - Appointment Card
	• Bilangan Pesakit Yang Berdaftar	Total number of cumulative registered patient
	• Bilangan Prekripsi Bekalan Susulan	Total number of partial supplied prescription for the selected month
	• Bilangan Bungkusan Tidak Dituntut	Uncollected medicine for the selected month
d	Telefon dan Ambil	Value Added Services - Telephone & Take

	• Bilangan Pesakit Yang Berdaftar	Total number of cumulative registered patient
	• Bilangan Prekripsi Bekalan Susulan	Total number of partial supplied prescription for the selected month
	• Bilangan Bungkusan Tidak Dituntut	Uncollected medicine for the selected month
e	SMS dan Ambil	Value Added Services - SMS & Take
	• Bilangan Pesakit Yang Berdaftar	Total number of cumulative registered patient
	• Bilangan Prekripsi Bekalan Susulan	Total number of partial supplied prescription for the selected month
	• Bilangan Bekalan Yang Tidak Dituntut	Uncollected medicine for the selected month
f	Emel dan Ambil	Value Added Services - Email & Take
	• Bilangan Pesakit Yang Berdaftar	Total number of cumulative registered patient
	• Bilangan Prekripsi Bekalan Susulan	Total number of partial supplied prescription for the selected month
	• Bilangan Bungkusan Tidak Dituntut	Uncollected medicine for the selected month
g	Faks dan Ambil	Value Added Services - Fax & Take
	• Bilangan Pesakit Yang Berdaftar	Total number of cumulative registered patient
	• Bilangan Prekripsi Bekalan Susulan	Total number of partial supplied prescription for the selected month
	• Bilangan Bungkusan Tidak Dituntut	Uncollected medicine for the selected month
h	Lain-Lain Perkhidmatan	Value Added Services - Other Services
	• Bilangan Pesakit Yang Berdaftar	Total number of cumulative registered patient
	• Bilangan Prekripsi Bekalan Susulan	Total number of partial supplied prescription for the selected month
	• Bilangan Bungkusan Tidak Dituntut	Uncollected medicine for the selected month

Table 3.3-1 Aktiviti Perkhidmatan Tambah Nilai - Sistem Temujanji & Lain-Lain Perkhidmatan

3.4 PF 5.3 (c) Aktiviti Perkhidmatan Tambah Nilai – Farmasi Padu Lalu

Refer to section 3.1 PhIS Pharmacy Reports and follow **STEP 1** and **STEP 2**

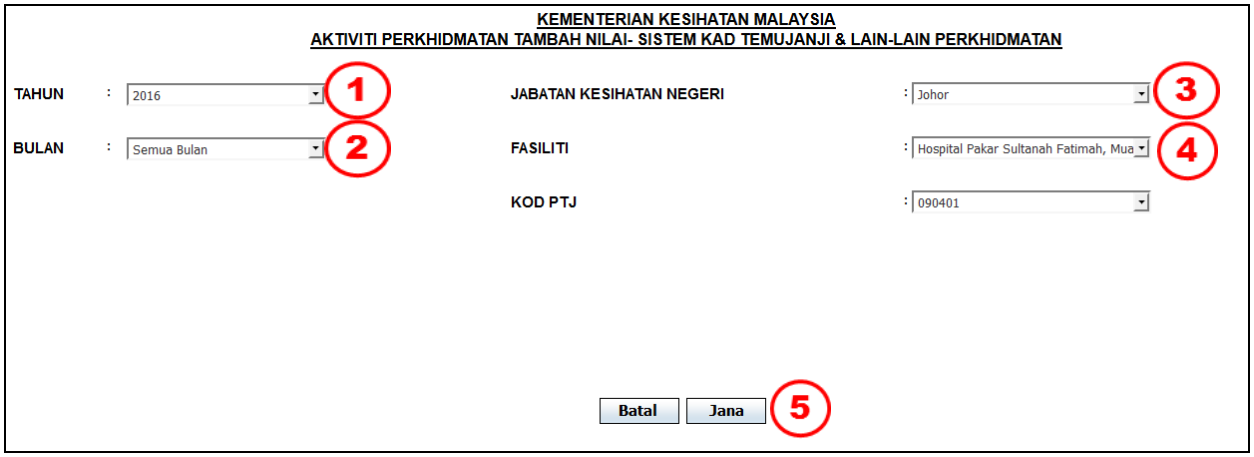

Figure 3.4-1 Aktiviti Perkhidmatan Tambah Nilai – Sistem Kad Temujanji & Lain-Lain Perkhidmatan

STEP 1
Click on '***Tahun***' dropdown to choose the year

STEP 2
Click on '***Bulan***' dropdown to choose the month

STEP 3
Click on '***Jabatan Kesihatan Negeri'*** dropdown to choose the state

STEP 4
Click on '***Fasiliti***' dropdown to choose the facility

Note
*Each user will have different '**Jabatan Kesihatan Negeri',** '**Fasiliti**'and '**Kod PTJ'.***

STEP 5
Click on the **Jana** button to generate the report

Note
Click on the **Batal** *button to cancel it.*

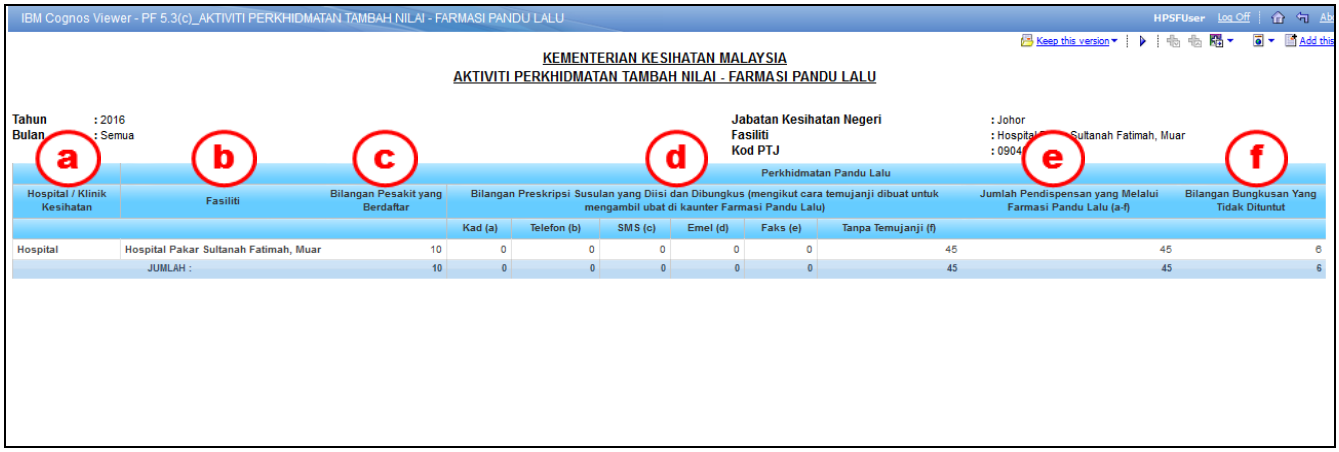

Figure 3.4-2 Laporan Aktiviti Perkhidmatan Tambah Nilai – Farmasi Pandu Lalu

The 'Aktiviti Perkhidmatan Tambah Nilai' consist of:

No	Field	Description
a	Hospital/ Klinik Kesihatan	It will be based on the facility type. - Hospital - Klinik Kesihatan
b	Fasiliti	Facility name eg: Hospital Sultanah Fatimah Muar
c	Bilangan Pesakit Yang Berdaftar	Total number of cumulative registered patient
d	Bilangan Preskripsi Susulan Yang Diisi dan Dibungkus (mengikut cara temujanji dibuat untuk mengambil ubat di kaunter Farmasi Pandu Lalu	Total number of partial supplied prescription prepared (using value added services and collected via drive through)
	• Kad (a)	Appoinment Card
	• Telefon (b)	Telephone
	• SMS (c)	SMS
	• Emel (d)	Email
	• Tanpa Temujanji	Without Appointment
e	Jumlan Pendispensan yang Melalui Farmasi Pandu Lalu (a-f)	Total number of dispensing via drive through for the selected month
f	Bilangan Bungkusan Yang Tidak Dituntut	Uncollected medicine for the selected month

Table 3.4-1 Aktiviti Perkhidmatan Tambah Nilai – Farmasi Pandu Lalu

3.5 PF 5.4 Aktiviti Intervensi Preskripsi Pesakit Luar Di Hospital & Klinik Kesihatan

Refer to section 3.1 PhIS Pharmacy Reports and follow **STEP 1** and **STEP 2**

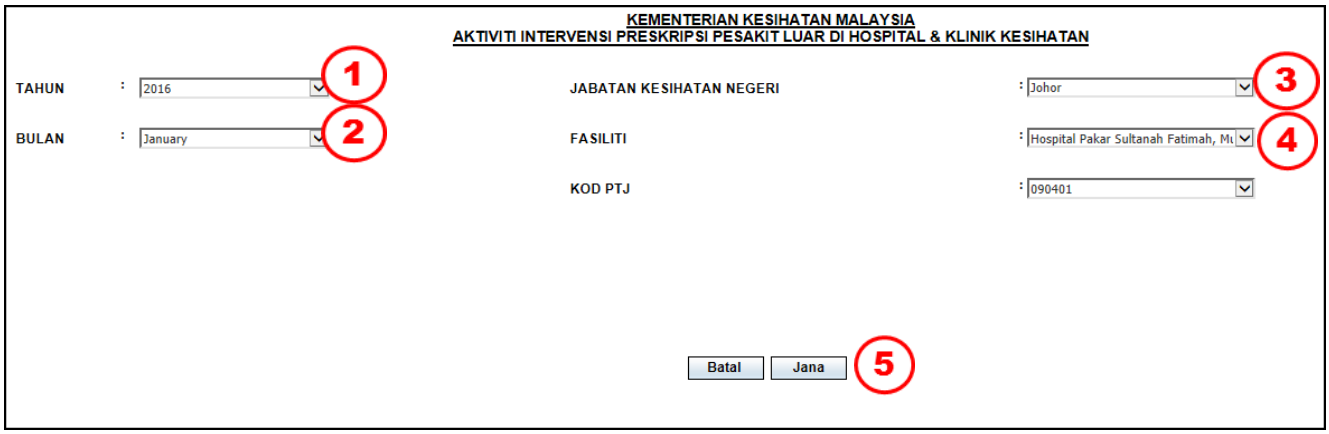

Figure 3.5-1 Aktiviti Intervensi Preskripsi Pesakit Luar Di Hospital & Klinik Kesihatan

STEP 1
Click on '***Tahun***' dropdown to choose the year

STEP 2
Click on '***Bulan***' dropdown to choose the month

STEP 3
Click on '***Jabatan Kesihatan Negeri'*** dropdown to choose the state

STEP 4
Click on '***Fasiliti***' dropdown to choose the facility

Note
Each user will have different '***Jabatan Kesihatan Negeri',*** '***Fasiliti***'*and* '***Kod PTJ'.***

STEP 5
Click on the **Jana** button to generate the report

Note
Click on the **Batal** *button to cancel it.*

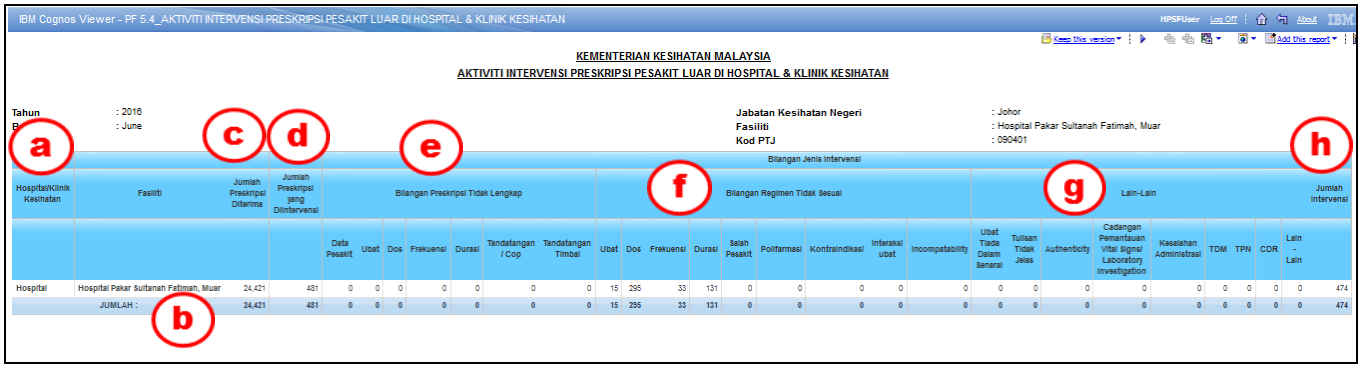

IBM Cognos Viewer - PF 5.4_AKTIVITI INTERVENSI PRESKRIPSI PESAKIT LUAR DI HOSPITAL & KLINIK KESIHATAN

KEMENTERIAN KESIHATAN MALAYSIA
AKTIVITI INTERVENSI PRESKRIPSI PESAKIT LUAR DI HOSPITAL & KLINIK KESIHATAN

Tahun : 2016
Bulan : June

Jabatan Kesihatan Negeri : Johor
Fasiliti : Hospital Pakar Sultanah Fatimah, Muar
Kod PTJ : 090401

Hospital/Klinik Kesihatan	Fasiliti	Jumlah Preskripsi Diterima	Jumlah Preskripsi yang Diintervensi	Bilangan Jenis Intervensi																												Jumlah Intervensi
				Bilangan Preskripsi Tidak Lengkap							Bilangan Regimen Tidak Sesuai									Lain-Lain												
				Data Pesakit	Ubat	Dos	Frekuensi	Durasi	Tandatangan / Cop	Tandatangan Timbal	Ubat	Dos	Frekuensi	Durasi	Salah Pesakit	Polifarmasi	Kontraindikasi	Interaksi ubat	Incompatability	Ubat Tiada Dalam Senarai	Tulisan Tidak Jelas	Authenticity	Cadangan Pemantauan Vital Signs/ Laboratory Investigation	Kesalahan Administrasi	TDM	TPN	CDR	Lain - Lain	
Hospital	Hospital Pakar Sultanah Fatimah, Muar	24,421	481	0	0	0	0	0	0	0	15	295	33	131	0	0	0	0	0	0	0	0	0	0	0	0	0	0	474
	JUMLAH :	24,421	481	0	0	0	0	0	0	0	15	295	33	131	0	0	0	0	0	0	0	0	0	0	0	0	0	0	474

Figure 3.5-2 Laporan Aktiviti Intervensi Preskripsi Pesakit Luar Di Hospital & Klinik Kesihatan

The 'Aktiviti Intervensi Preskripsi Pesakit Luar Di Hospital & Klinik Kesihatan' consist of:

No	Field	Description
a	Hospital/ Klinik Kesihatan	It will be based on the facility type. - Hospital - Klinik Kesihatan
b	Fasiliti Nama	Facility name eg: Hospital Sultanah Fatimah Muar
c	Bilangan Preskripsi Diterima	Total prescription received (Fully and partially supplied prescription)
d	Jumlah Preskripsi yang Diintervensi	Total of prescription intervened
e	Preskripsi Tidak Lengkap	Number of intervention for Incomplete prescription
	• Data Pesakit	Incomplete prescription on patient data
	• Ubat	Incomplete prescription on drug
	• Dos	Incomplete prescription on dose
	• Frekuensi	Incomplete prescription on frequency
	• Durasi	Incomplete prescription on duration
	• Tandatangan / Cop	Incomplete prescription on signature
	• Tandatangan Timbal	Incomplete prescription on countersign
f	Regimen Tidak Sesuai	Number of intervention for Inappropriate regimen
	• Ubat	Inappropriate regimen on drug

	• Dos	Inappropriate regimen on dose
	• Frekuensi	Inappropriate regimen on frequency
	• Durasi	Inappropriate regimen on duration
	• Salah Pesakit	Inappropriate regimen on wrong patient
	• Polifarmasi	Inappropriate regimen on polypharmacy
	• Salah Pesakit	Inappropriate regimen on wrong patient
	• Polifarmasi	Inappropriate regimen on polypharmacy
	• Kontraindikasi	Inappropriate regimen on contraindication
	• Interaksi ubat	Inappropriate regimen on drug interaction
	• Incompatibility	Inappropriate regimen on Incompatibility
g	Lain-Lain	Other intervention
	• Ubat Tiada Dalam Senarai	Drug not in formulary
	• Tulisan Tidak Jelas	Unclear handwriting.
	• Authenticity	Authenticity
	• Cadangan Pemantauan Vital Signs/ Laboratory Investigation	Suggest monitoring vital signs/Lab result
	• Kesalahan Administrasi	Drug administration error
	• TDM	TDM
	• TPN	TPN
	• CDR	CDR
	• Lain-lain	Others
h	Jumlah Intervensi	Total of intervention

Table 3.5-1 Aktiviti Intervensi Preskripsi Pesakit Luar Di Hospital & Klinik Kesihatan

3.6 PF 5.5(a) Aktiviti Farmasi Klinik Ambulatori – Kaunseling (Hospital/Klinik Kesihatan)(Selain MTAC)

Refer to section 3.1 PhIS Pharmacy Reports and follow **STEP 1** and **STEP 2**

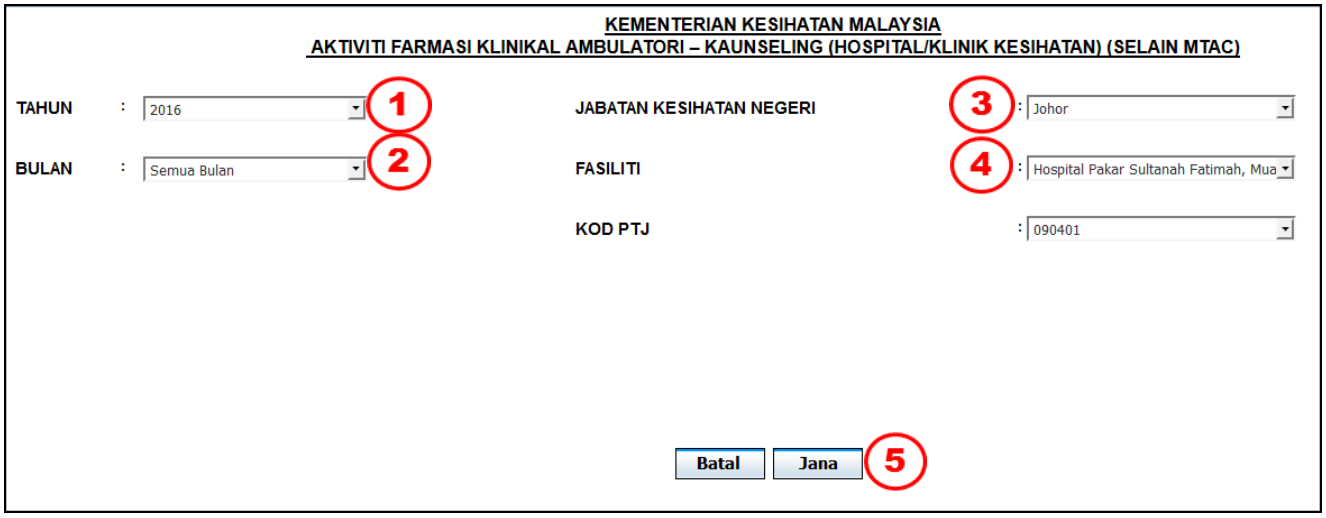

Figure 3.6-1 Aktiviti Farmasi Klinikal Ambulatori – Kaunseling (Hospital/Klinik Kesihatan) (Selain MTAC)

STEP 1
Click on '***Tahun***' dropdown to choose the year

STEP 2
Click on '***Bulan***' dropdown to choose the month(s)

STEP 3
Click on '***Jabatan Kesihatan Negeri'*** dropdown to choose the state

STEP 4
Click on '***Fasiliti***' dropdown to chosen the facility

Note
*Each user will have different '**Jabatan Kesihatan Negeri'**, '**Fasiliti**' and '**Kod PTJ'**.*

STEP 5
Click on the **Jana** button to generate the report

Note
Click on the **Batal** *button to cancel it.*

IBM Cognos Viewer - PF 5.5(a)_AKTIVITI FARMASI KLINIKAL AMBULATORI – KAUNSELING (HOSPITAL/KLINIK KESIHATAN) (SELAIN MTAC) PRKUser Log Off About

Keep this version Add this report

KEMENTERIAN KESIHATAN MALAYSIA

AKTIVITI FARMASI KLINIKAL AMBULATORI – KAUNSELING (HOSPITAL/KLINIK KESIHATAN) (SELAIN MTAC)

Tahun : 2016
Bulan : Semua

Jabatan Kesihatan Negeri : Perak
Fasiliti : Klinik Kesihatan Greentown
Kod PTJ : 052201

a b c d

Hospital/Klinik Kesihatan	Fasiliti	Kod Fasiliti	Bilangan Pegawai Farmasi	Perkhidmatan Kaunseling Pesakit Luar						
				Bilangan Kaunseling Individu Bukan Susulan (A)	Bilangan Kaunseling Susulan Individu (B)	Jumlah Kaunseling Individu Dilakukan (A + B)	Perkhidmatan Kaunseling Berkumpulan			
							Bilangan Topik Kaunseling	Nyatakan Topik Kaunseling	Jumlah Sesi	Jumlah Pesakit
Klinik Kesihatan	Klinik Kesihatan Greentown	21-08050045		2,072	418	2,490	2	Disease - Diabetes, Medication	Disease - Diabetes = 7, Medication = 2	57
Klinik Kesihatan - Jumlah				2072	418	2490	2			57
Perak - Jumlah				2072	418	2490	2			57
Jumlah				2072	418	2490	2			57

Figure 3.6-2 Laporan Aktiviti Farmasi Klinikal Ambulatori – Kaunseling (Hospital/Kllinik Kesihatan) (Selain MTAC)

The report for 'Aktiviti Farmasi Klinikal Ambulatori – Kaunseling (Hospital/Klinik Kesihatan) (Selain MTAC)' consist of:

No	Field	Description
a	Hospital/ Klinik Kesihatan	It will be based on the facility type: - Hospital - Klinik Kesihatan
b	Fasiliti	Facility name eg: Hospital Sultanah Fatimah Muar
c	Kod Fasiliti	Each facility has their own facility code
d	Perkhidmatan Kaunseling Pesakit Luar	Service of outpatient counselling
	• Bilangan Kaunseling Individu Bukan Susulan (A)	Number of New Individual Counselling
	• Bilangan Kaunseling Individu Susulan (B)	Number of Follow up Individual Counselling
	• Jumlah Kaunseling Individu Dilakukan (A + B)	Total Number of Individual Counselling (New + Follow up)
	• Mencapai Sasaran Minima Kaunseling? (Tandakan /)	Achieved the minimum of counseling target (Tick /)
	Perkhidmatan Kaunseling Berkumpulan	Service of group counselling with patient
	• Bilangan Topik Kaunseling	Total of counselling topic
	• Nyatakan Topik Kaunseling	Counselling Topic
	• Jumlah Sesi	Number of group counselling session
	• Jumlah Pesakit	Number of Patient attended group counselling

Table 3.6-1 Aktiviti Farmasi Klinikal Ambulatori – Kaunseling (Hospital/Kllinik Kesihatan) (Selain MTAC)

3.7 PF 5.5(b) Aktiviti Farmasi Klinik Ambulatori – MTAC (Hospital/Klinik Kesihatan)

Refer to section 3.1 PhIS Pharmacy Reports and follow **STEP 1** and **STEP 2**

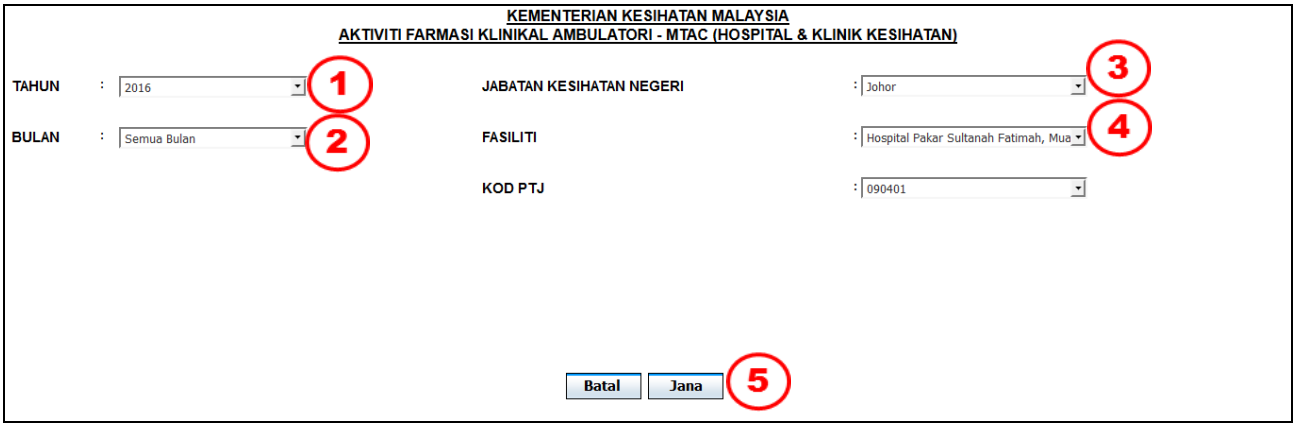

Figure 3.7-1 Aktiviti Farmasi Klinikal Ambulatori – MTAC (Hospital & Klinik Kesihatan)

STEP 1
Click on '***Tahun***' dropdown to choose the year

STEP 2
Click on '***Bulan***' dropdown to choose the month(s)

STEP 3
Click on '***Jabatan Kesihatan Negeri'*** dropdown to choose the state

STEP 4
Click on '***Fasiliti***' dropdown to choose the facility

Note
*Each user will have different '**Jabatan Kesihatan Negeri',** '**Fasiliti**' and '**Kod PTJ'.***

STEP 5
Click on **Jana** button to generate the report

Note
Click on **Batal** *button to cancel it.*

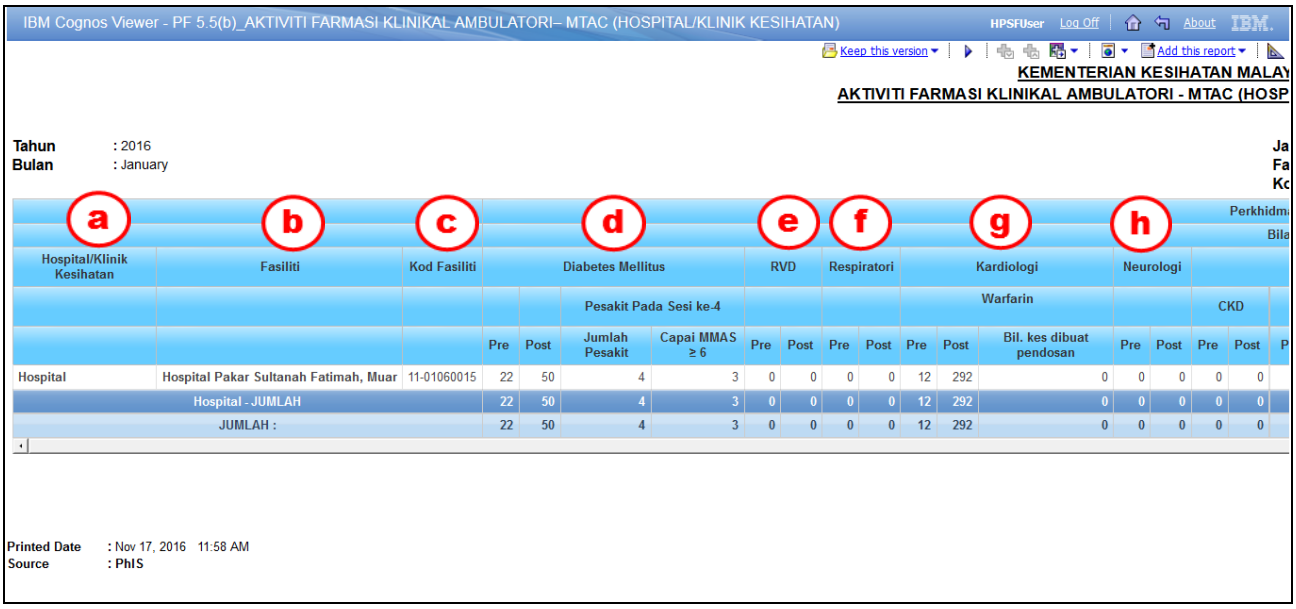

Figure 3.7-2 Laporan Aktiviti Farmasi Klinikal Ambulatori –MTAC (Hospital & Klinik Kesihatan)

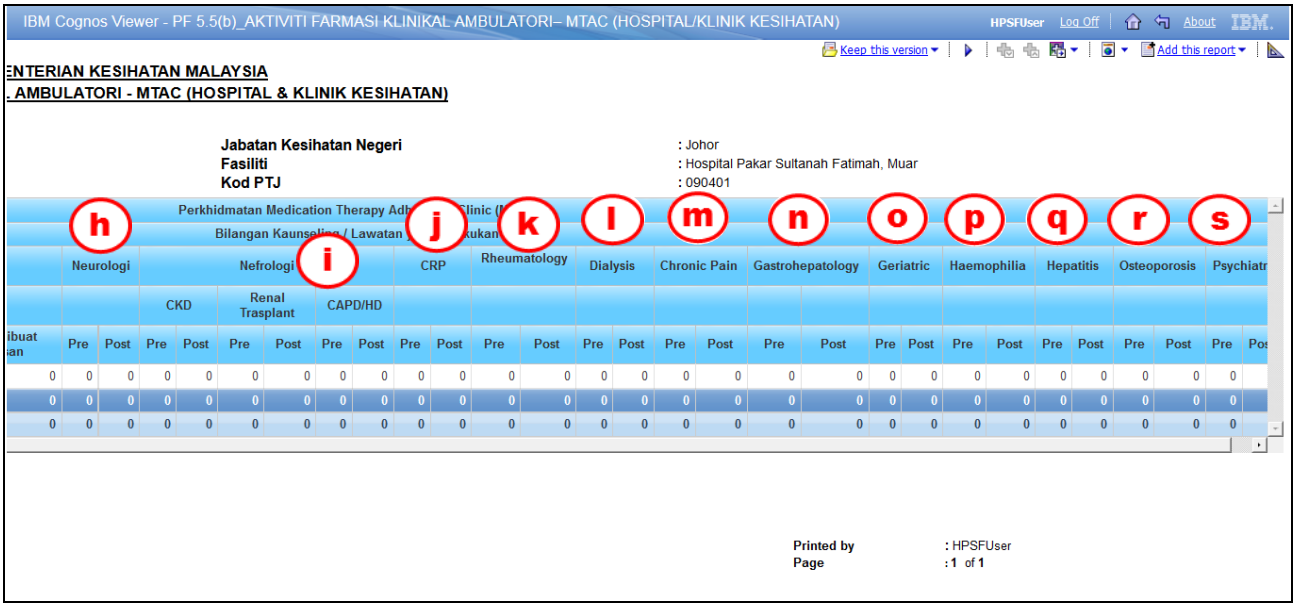

Figure 3.7-3 Laporan Aktiviti Farmasi Klinikal Ambulatori –MTAC (Hospital & Klinik Kesihatan)

The report for 'Aktiviti Farmasi Klinikal Ambulatori – MTAC (Hospital & Klinik Kesihatan)' consist of:

No	Field	Description
a	Hospital/ Klinik Kesihatan	It will be based on the facility type: - Hospital - Klinik Kesihatan
b	Fasiliti	Facility name eg: Hospital Sultanah Fatimah Muar
c	Kod Fasiliti	Each facility has their own facility code
d	Diabetes Melitus	• Pre Diabetes Melitus – Count MTAC order - Diabetes with first visit • Post Diabetes Melitus – Count MTAC order - Diabetes with follow up visit • Patient complete 4 sessions - total patient – count diabetis patient with visit number = 4
e	RVD	• Pre RVD – RVD MTAC first visit • Post RVD – RVD MTAC beyond first visit (2nd visit and above)
f	Respiratori	• Pre Respiratori – Respiratory MTAC first visit • Post Respiratori – Respiratory MTAC beyond first visit (2nd visit and above)
g	Kardiologi	• Pre Kardiologi – Warfarin – WARFARIN MTAC first visit • Post Kardiologi – Warfarin – WARFARIN MTAC beyond first visit (2nd visit and above)
h	Neurologi	• Pre Neurologi – Neurology MTAC first visit • Post Neurologi – Neurology MTAC beyond first visit (2nd visit and above)
i	Nefrologi	• Pre Nefrologi – Chronic Kidney Disease MTAC first visit • Post Nefrologi – Chronic Kidney Disease beyond first visit (2nd visit and above)
j	CRP	• Pre CRP – CRP MTAC first visit

		• Post CRP – CRP MTAC beyond first visit (2nd visit and above)
k	Rheumatology	• Pre Rheumatology – Rheumatology MTAC first visit • Post Rheumatology – Rheumatology MTAC beyond first visit (2nd visit and above)
l	Dialisis	• Pre Dialysis – Dialysis MTAC first visit • Post Dialysis – Dialysis MTAC beyond visit (2nd visit and above)
m	Chronic Pain	• Pre Chronic Pain – Chronic Pain MTAC first visit • Post Chronic Pain – Chronic Pain MTAC beyond first visit (2nd visit and above)
n	Gastrohepatology	• Pre Gastrohepatology – Gastrohepatology MTAC first visit • Post Gastrohepatology – Gastrohepatology MTAC beyond first visit (2nd visit and above)
o	Geriatric	• Pre Geriatric – Geriatric MTAC first visit • Post Geriatric – Geriatric MTAC beyond first visit (2nd visit and above)
p	Haemophilia	• Pre Haemophilia – Haemophilia MTAC first visit • Post Haemophilia – Haemophilia MTAC beyond first visit (2nd visit and above)
q	Hepatitis	• Pre Hepatitis – Hepatitis MTAC first visit • Post Hepatitis – Hepatitis MTAC beyond first visit (2nd visit and above)
r	Ostoporosis	• Pre Osteoporosis – Osteoporosis MTAC first visit • Post Osteoporosis – Osteoporosis MTAC beyond first visit (2nd visit and above)
s	Psychiatric	• Pre Psychiatry – Psychiatric MTAC first visit • Post Psychiatry – Psychiatric MTAC beyond first visit (2nd visit and above)

Table 3.7-1 Aktiviti Farmasi Klinikal Ambulatori – Kaunseling (Hospital/Klinik Kesihatan) (Selain MTAC)

3.8 PF 5.7(a) Aktiviti Perolehan Dan Penggunaan Methadone

Refer to section 3.1 PhIS Pharmacy Reports and follow **STEP 1** and **STEP 2**

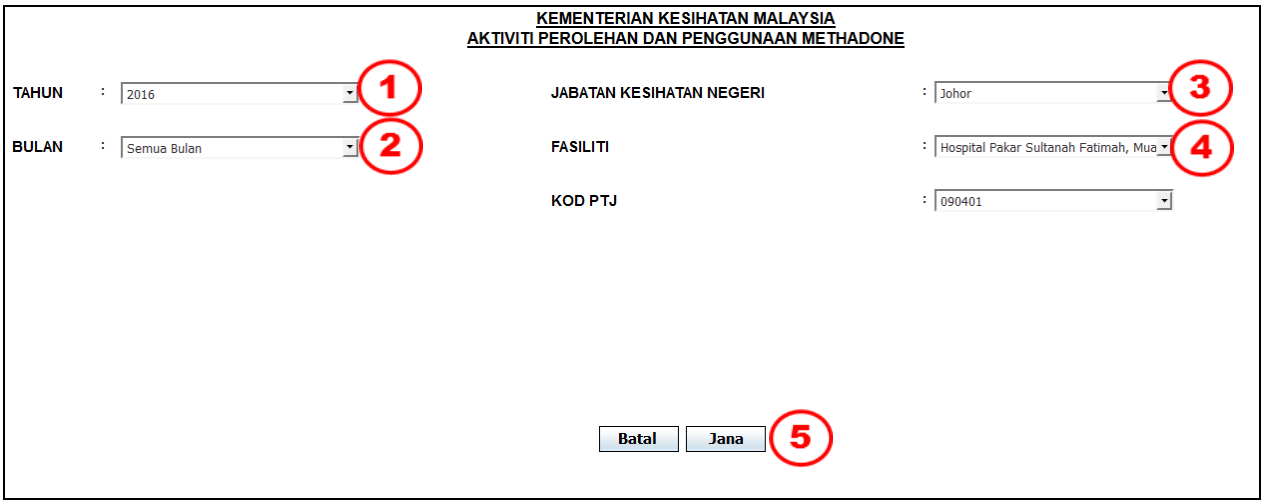

Figure 3.8-1 Aktiviti Perolehan Dan Penggunaan Methadone

STEP 1
Click on '***Tahun***' dropdown to choose the year

STEP 2
Click on '***Bulan***' dropdown to choose the month(s)

STEP 3
Click on '***Jabatan Kesihatan Negeri'***dropdown to choose the state

STEP 4
Click on '***Fasiliti***'dropdown to choose the facility

Note
*Each user will have different '**Jabatan Kesihatan Negeri',** '**Fasiliti**' and '**Kod PTJ'.***

STEP 5
Click on the **Jana** button to generate the report

Note
Click on the **Batal** *button to cancel it.*

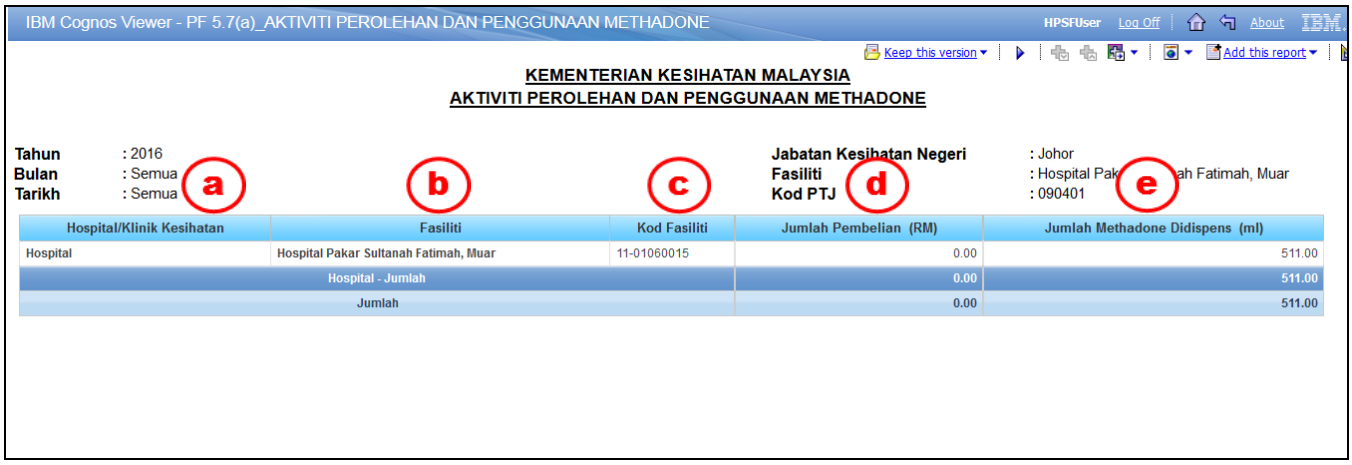

Figure 3.8-1 Laporan Aktiviti Perolehan Dan Penggunaan Methadone

The report for 'Aktiviti Perolehan Dan Penggunaan Methadone' consist of:

No	Field	Description
a	Hospital/ Klinik Kesihatan	It will be based on the facility type: - Hospital - Klinik Kesihatan
b	Fasiliti	Facility name eg: Hospital Sultanah Fatimah Muar
c	Kod Fasiliti	Each facility has their own facility code
d	Jumlah Pembelian (RM)	Total price of methadone purchased in 'RM' for selected month and year
e	Jumlah Methadone Didispens (ml)	Total quantity of methadone dispensed in 'ml' for selected month and year

Table 3.8-1 Aktiviti Perolehan Dan Penggunaan Methadone

3.9 PF 5.7(c) Aktiviti Kaunseling Dan Intervensi Pendispensan Methadone

Refer to section 3.1 PhIS Pharmacy Reports and follow **STEP 1** and **STEP 2**

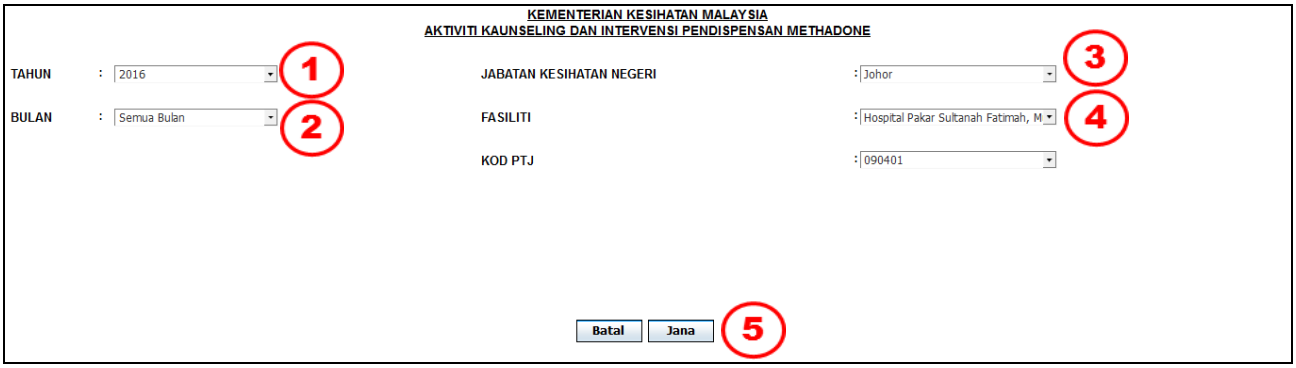

Figure 3.9-1 Aktiviti Kaunseling Intervensi Pendispensan Methadone

STEP 1
Click on '***Tahun***' dropdown to choose the year

STEP 2
Click on '***Bulan***' dropdown to choose the month(s)

STEP 3
Click on '***Jabatan Kesihatan Negeri'***dropdown to choose the state

STEP 4
Click on '***Fasiliti***'dropdown to choose the facility

Note
*Each user will have different '**Jabatan Kesihatan Negeri',** '**Fasiliti**' and '**Kod PTJ'.***

STEP 5
Click on the **Jana** button to generate the report

Note
Click on the **Batal** *button to cancel it.*

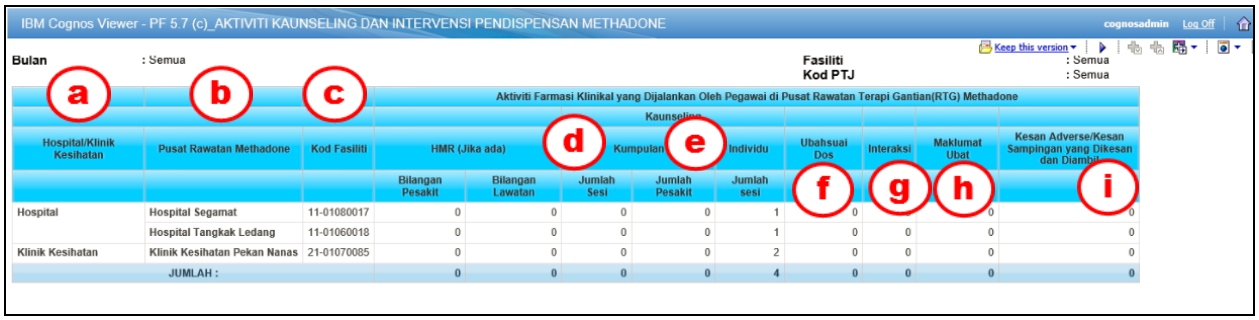

Figure 3.6-2 Laporan Aktiviti Kaunseling Intervensi Pendispensan Methadone

The report for 'Aktiviti Kaunseling Intervesi Pedispensan Methadone' consist of:

No	Field	Description
a	Hospital/ Klinik Kesihatan	It will be based on the facility type: - Hospital - Klinik Kesihatan
b	Pusat Rawatan Methadone	Methadone Centre name eg: Hospital Segamat
c	Kod Fasiliti	Each facility has their own facility code
d	Kaunseling Kumpulan	Total of Group Counselling session
e	Kaunseling Individu	Total of Individual Counselling
f	Ubahsuai Dos	The number of dose adjustment done
g	Interaksi	The number of interaction done
h	Maklumat Ubat	The number of drug details
i	Kesan Adverse/ Kesan Sampingan yang Dikesan dan Diambil	The number of side effects/ or adverse effects detected

Table 3.9-1 Aktiviti Kaunseling Intervensi Pendispensan Methadone

3.10 PF 6.2 Aktiviti Kaunseling Pesakit Dalam

Refer to section 3.1 PhIS Pharmacy Reports and follow **STEP 1** and **STEP 2**

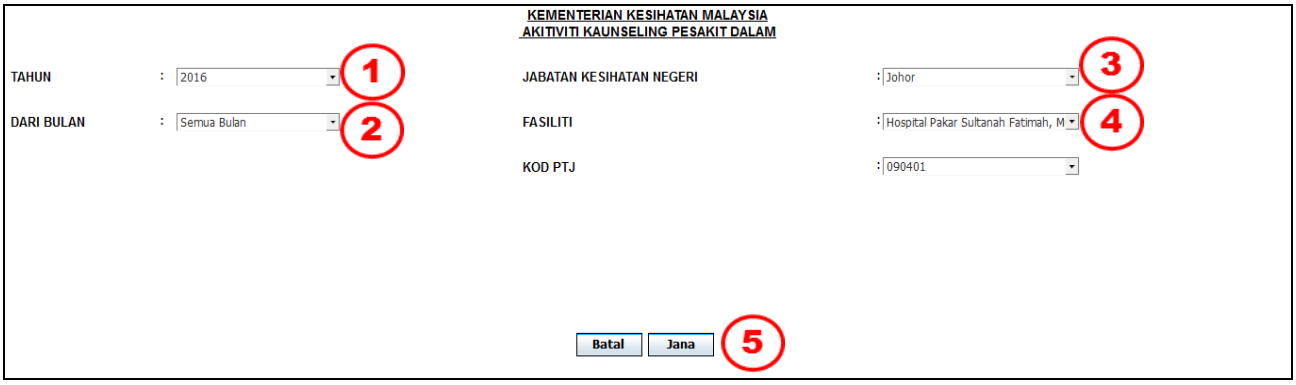

Figure 3.10-1 Aktiviti Kaunseling Pesakit Luar

STEP 1
Click on '***Tahun***' dropdown to choose the year

STEP 2
Click on '***Bulan***' dropdown to choose the month(s)

STEP 3
Click on '***Jabatan Kesihatan Negeri',*** dropdown to choose the state

STEP 4
Click on '***Fasiliti*** 'dropdown to choose the facility

Note
*Each user will have different '**Jabatan Kesihatan Negeri',** '**Fasiliti**' and '**Kod PTJ'.***

STEP 5
Click on the **Jana** button to generate the report

Note
Click on the **Batal** *button to cancel it.*

IBM Cognos Viewer - PF 6.2_AKITIVITI KAUNSELING PESAKIT DALAM

HPSFUser Log Off About

Keep this version Add this re

KEMENTERIAN KESIHATAN MALAYSIA
AKITIVITI KAUNSELING PESAKIT DALAM

Tahun : 2016
Bulan : January

Jabatan Kesihatan Negeri : Johor
Fasiliti : Hospital Pakar Sultanah Fatimah, Muar
Kod PTJ : 090401

a b c d e f g

Hospital/Klinik Kesihatan	Fasiliti	Kod Fasiliti	Jumlah Katil	Disiplin (Nyatakan, contoh: Perubatan, Pembedahan, Pediatrik dan lain-lain)	Topik	Perkhidmatan Kaunseling Pesakit Dalam				
						Bilangan Sesi Kaunseling Individu			Kaunseling Berkumpulan	
						Bedside	Discaj	Jumlah	Jumlah Sesi	Jumlah Pesakit
HOS	Hospital Pakar Sultanah Fatimah, Muar	11-01060015		Dermatology	Device-Inhaler, Medication	3	1	4	0	0
				General Medicine	Device-Inhaler, Device-Insulin pen, Medication	165	10	175	0	0
				General Surgery	Device-Inhaler, Device-Insulin pen, Medication, Chemotherapy	10	10	20	0	0
				Obstetrics and Gynaecology	Device-Inhaler, Device-Insulin pen, Medication, Chemotherapy	20	0	20	0	0
				Ophthalmology	Device-Insulin pen	1	0	1	0	0
				Orthopaedic and Traumatology	Device-Inhaler, Device-Insulin pen, Medication	7	0	7	0	0
				Otorhinolaryngology	Device-Inhaler, Medication	1	1	2	0	0
				Paediatric Medicine	Device-Inhaler	12	2	14	0	0

Figure 3.10-2 Laporan Aktiviti Kaunseling Pesakit Luar

The report for 'Aktiviti Kaunseling Pesakit Luar' consist of:

No	Field	Description
a	Hospital/ Klinik Kesihatan	It will be based on the facility type: - Hospital - Klinik Kesihatan
b	Fasiliti	Facility name eg: Hospital Sultanah Fatimah Muar
c	Kod Fasiliti	Each facility has their own facility code
d	Jumlah Katil	Total number of bed
e	Disiplin (Nyatakan, contoh: Perubatan, Pembedahan, Pediatrik dan lan-lain	The list of discipline at the facility example, Medication, Operation, Pediatric and etc.
f	Bilangan Sesi Kaunseling Individu • Bedside • Discaj • Jumlah	Bedside - Bedside Counselling
		Discharge - Discharge Counselling
		Total - Total of Individual Counselling (Bedside + Discharged)
g	Kaunseling Berkumpulan • Jumlah Sesi • Jumlah Pesakit	Jumlah Sesi - Total of Group Counselling session
		Jumlah Pesakit - Total number of patient counselled in group counselling

Table 3.10-1 Aktiviti Kaunseling Pesakit Luar

3.11 PF 6.3(a) Aktiviti Farmasi Pesakit Dalam – CP1, CP2 Dan CP4

Refer to section 3.1 PhIS Pharmacy Reports and follow **STEP 1** and **STEP 2**

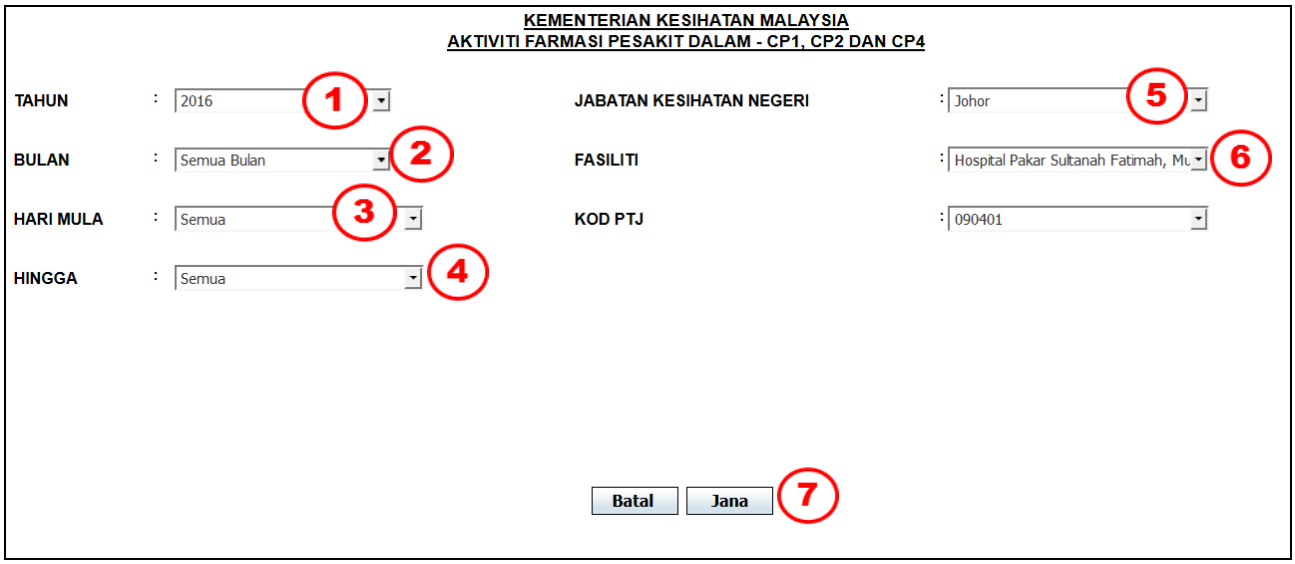

Figure 3.11-1 Aktiviti Farmasi Pesakit Dalam – CP1, CP2 Dan CP4

STEP 1
Click on '***Tahun***' dropdown to choose the year

STEP 2
Click on '***Bulan***' dropdown to choose the month

STEP 3
Click on **'Hari Mula'** dropdown to choose the starting date

STEP 4
Click on **'Hingga'** dropdown to choose the end date

STEP 5
Click on '***Jabatan Kesihatan Negeri'*** dropdown to choose the state

STEP 6
Click on '***Fasiliti***' dropdown to choose the facility

Note
*Each user will have different '**Jabatan Kesihatan Negeri',** '**Fasiliti**'and '**Kod PTJ'.***

STEP 7
Click on the **Jana** button to generate the report

Note
Click on the **Batal** *button to cancel it.*

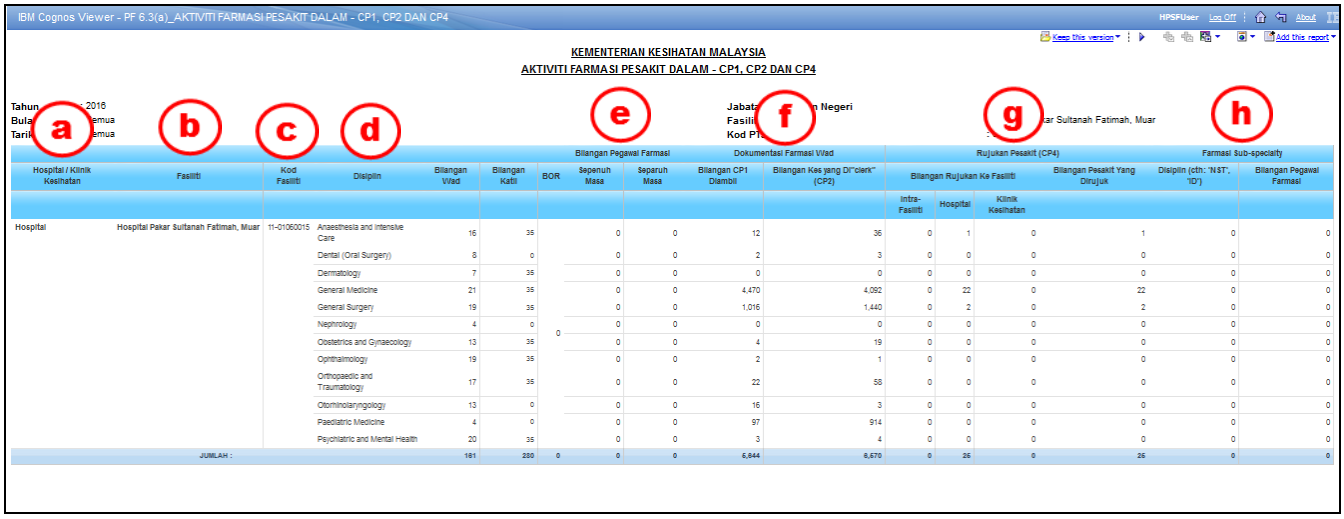

IBM Cognos Viewer - PF 6.3(a)_AKTIVITI FARMASI PESAKIT DALAM - CP1, CP2 DAN CP4

KEMENTERIAN KESIHATAN MALAYSIA
AKTIVITI FARMASI PESAKIT DALAM - CP1, CP2 DAN CP4

a b c d e f g h

Hospital / Klinik Kesihatan	Fasiliti	Kod Fasiliti	Disiplin	Bilangan Wad	Bilangan Katil	BOR	Bilangan Pegawai Farmasi: Sepenuh Masa	Bilangan Pegawai Farmasi: Separuh Masa	Dokumentasi Farmasi Wad: Bilangan CP1 Diambil	Dokumentasi Farmasi Wad: Bilangan Kes yang DI"clerk" (CP2)	Rujukan Pesakit (CP4): Bilangan Rujukan Ke Fasiliti: Intra-Fasiliti	Rujukan Pesakit (CP4): Bilangan Rujukan Ke Fasiliti: Hospital	Rujukan Pesakit (CP4): Bilangan Rujukan Ke Fasiliti: Klinik Kesihatan	Rujukan Pesakit (CP4): Bilangan Pesakit Yang Dirujuk	Farmasi Sub-specialty: Disiplin (cth: 'N ST', 'ID')	Farmasi Sub-specialty: Bilangan Pegawai Farmasi
Hospital	Hospital Pakar Sultanah Fatimah, Muar	11-01060015	Anaesthesia and Intensive Care	16	35	0	0	0	12	36	0	1	0	1	0	0
			Dental (Oral Surgery)	8	0		0	0	2	3	0	0	0	0	0	0
			Dermatology	7	35		0	0	0	0	0	0	0	0	0	0
			General Medicine	21	35		0	0	4,470	4,092	0	22	0	22	0	0
			General Surgery	19	35		0	0	1,016	1,440	0	2	0	2	0	0
			Nephrology	4	0		0	0	0	0	0	0	0	0	0	0
			Obstetrics and Gynaecology	13	35		0	0	4	19	0	0	0	0	0	0
			Ophthalmology	19	35		0	0	2	1	0	0	0	0	0	0
			Orthopaedic and Traumatology	17	35		0	0	22	58	0	0	0	0	0	0
			Otorhinolaryngology	13	0		0	0	16	3	0	0	0	0	0	0
			Paediatric Medicine	4	0		0	0	97	914	0	0	0	0	0	0
			Psychiatric and Mental Health	20	35		0	0	3	4	0	0	0	0	0	0
	JUMLAH :			181	280	0	0	0	5,844	6,670	0	25	0	25	0	0

Figure 3.11-2 Laporan Aktiviti Farmasi Pesakit Dalam – CP1, CP2 Dan CP4

The report for 'Aktiviti Farmasi Pesakit Dalam – CP1, CP2 Dan CP4' consist of:

No	Field	Description
a	Hospital/ Klinik Kesihatan	It will be based on the facility type: - Hospital - Klinik Kesihatan
b	Fasiliti	Facility name eg: Hospital Sultanah Fatimah Muar
c	Kod Fasiliti	Each facility has their own facility code
d	Disiplin	The list of discipline at the facility example, Medication, Operation, Pediatric and etc.
e	Bilangan Pegawai Farmasi	
	• Bilangan Wad	To display how many ward
	• Bilangan Katil	To display how many beds
	• BOR	Bed Occupancy Rate
	• Sepenuh Masa	Full time

	• Separuh Masa	Part time
f	Dokumentasi Farmasi Wad	
	• Bilangan CP1 Diambil	Number of medication history (CP1)
	• Bilangan Kes Yang Di"clerk" (CP2)	Number of CP2 used
g	Rujukan Pesakit CP4	
	• Bilangan Rujukan Ke Fasiliti	Number of CP4 form issued to facility
	• Bilangan Pesakit Yang Dirujuk	Number of patient referred
h	Farmasi Sub-Speciality	
	• Disiplin (cth : 'NST', 'ID')	Dicipline
	• Bilangan Pegawai Farmasi	Number of pharmacist

Table 3.11-1 Aktiviti Farmasi Pesakit Dalam – CP1, CP2 Dan CP4

3.12 PF 6. 3(b) Aktiviti Intervensi Preskripsi Pesakit Dalam CP3

Refer to section 3.1 PhIS Pharmacy Reports and follow **STEP 1** and **STEP 2**

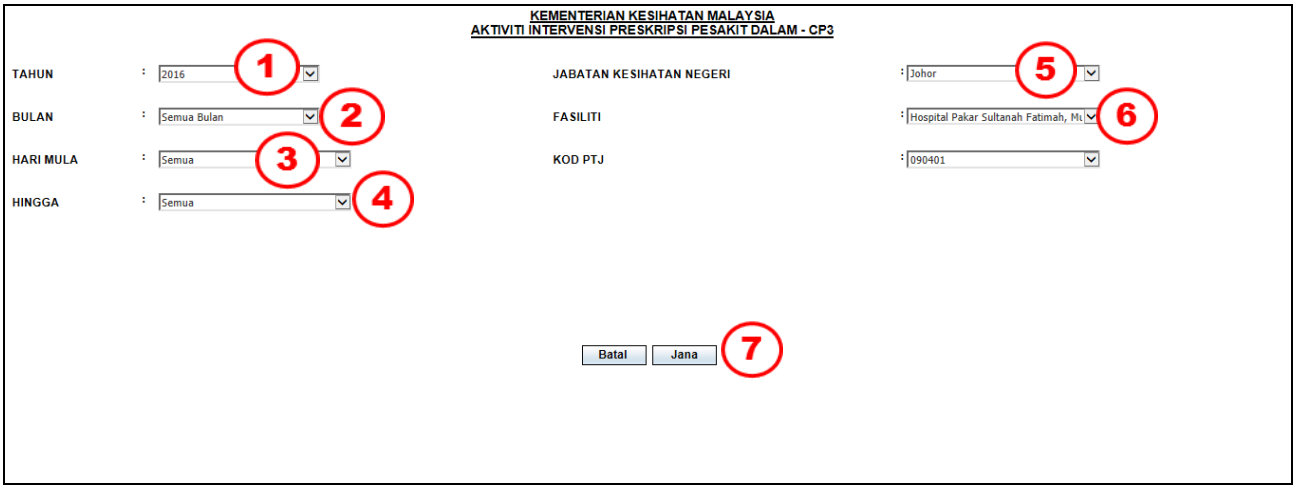

Figure 3.12-1 Aktiviti Intervensi Preskripsi Pesakit Dalam CP3

STEP 1
Click on '***Tahun***' dropdown to choose the year

STEP 2
Click on '***Bulan***' dropdown to choose the month

STEP 3
Click on **'Hari Mula'** dropdown to choose the starting date

STEP 4
Click on **'Hingga'** dropdown to choose the end date

STEP 5
Click on '***Jabatan Kesihatan Negeri'*** dropdown to choose the state

STEP 6
Click on '***Fasiliti***' dropdown to choose the facility

Note
*Each user will have different '**Jabatan Kesihatan Negeri'**, '**Fasiliti**' and '**Kod PTJ'**.*

STEP 7
Click on the

button to generate the report

Note
Click on the

button to cancel it.

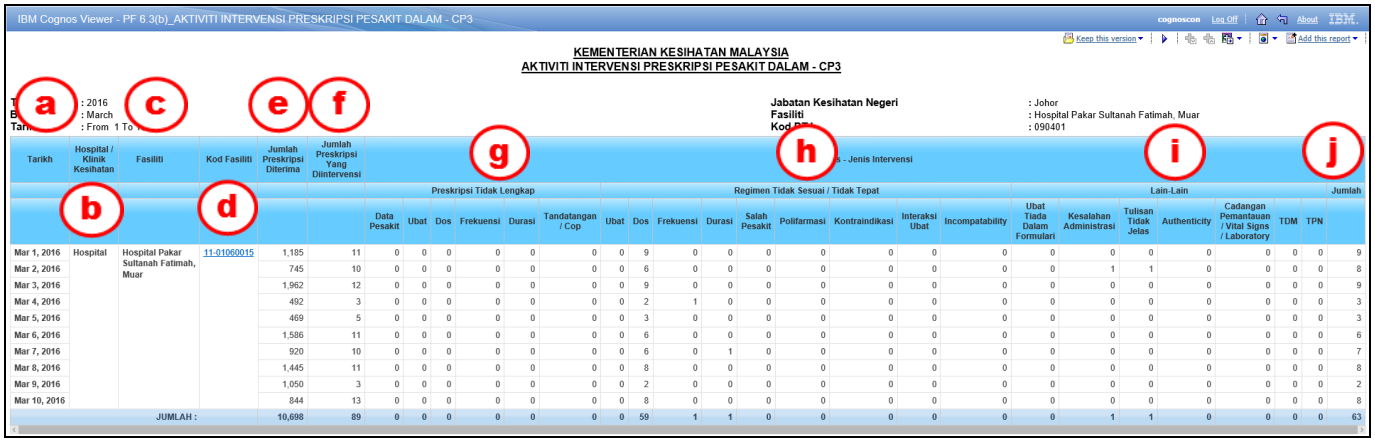

IBM Cognos Viewer - PF 6.3(b)_AKTIVITI INTERVENSI PRESKRIPSI PESAKIT DALAM - CP3

KEMENTERIAN KESIHATAN MALAYSIA
AKTIVITI INTERVENSI PRESKRIPSI PESAKIT DALAM - CP3

a : 2016
: March
c : From 1 To
e f

Jabatan Kesihatan Negeri : Johor
Fasiliti : Hospital Pakar Sultanah Fatimah, Muar
Kod : 090401

g h i j

Tarikh	Hospital / Klinik Kesihatan	Fasiliti	Kod Fasiliti	Jumlah Preskripsi Diterima	Jumlah Preskripsi Yang Diintervensi	Preskripsi Tidak Lengkap						Regimen Tidak Sesuai / Tidak Tepat								Lain-Lain							Jumlah
	b		d			Data Pesakit	Ubat	Dos	Frekuensi	Durasi	Tandatangan / Cop	Ubat	Dos	Frekuensi	Durasi	Salah Pesakit	Polifarmasi	Kontraindikasi	Interaksi Ubat	Incompatability	Ubat Tiada Dalam Formulari	Kesalahan Administrasi	Tulisan Tidak Jelas	Authenticity	Cadangan Pemantauan / Vital Signs / Laboratory	TDM	TPN	
Mar 1, 2016	Hospital	Hospital Pakar Sultanah Fatimah, Muar	11-01060015	1,185	11	0	0	0	0	0	0	0	9	0	0	0	0	0	0	0	0	0	0	0	0	0	9
Mar 2, 2016				745	10	0	0	0	0	0	0	0	6	0	0	0	0	0	0	0	0	1	1	0	0	0	8
Mar 3, 2016				1,962	12	0	0	0	0	0	0	0	9	0	0	0	0	0	0	0	0	0	0	0	0	0	9
Mar 4, 2016				492	3	0	0	0	0	0	0	0	2	1	0	0	0	0	0	0	0	0	0	0	0	0	3
Mar 5, 2016				469	5	0	0	0	0	0	0	0	3	0	0	0	0	0	0	0	0	0	0	0	0	0	3
Mar 6, 2016				1,586	11	0	0	0	0	0	0	0	6	0	0	0	0	0	0	0	0	0	0	0	0	0	6
Mar 7, 2016				920	10	0	0	0	0	0	0	0	6	0	1	0	0	0	0	0	0	0	0	0	0	0	7
Mar 8, 2016				1,445	11	0	0	0	0	0	0	0	8	0	0	0	0	0	0	0	0	0	0	0	0	0	8
Mar 9, 2016				1,050	3	0	0	0	0	0	0	0	2	0	0	0	0	0	0	0	0	0	0	0	0	0	2
Mar 10, 2016				844	13	0	0	0	0	0	0	0	8	0	0	0	0	0	0	0	0	0	0	0	0	0	8
		JUMLAH :		10,698	89	0	0	0	0	0	0	0	59	1	1	0	0	0	0	0	0	1	1	0	0	0	63

Figure 3.12-2 Laporan Aktiviti Intervensi Preskripsi Pesakit Dalam CP3

The Aktiviti Intervensi Preskripsi Pesakit Dalam CP3 consist of:

No	Field	Description
a	Tarikh	Record Date. Display date filter eg. 1/1/2013 to 31/1/2013
b	Hospital/ Klinik Kesihatan	It will be based on the facility type: - Hospital - Klinik Kesihatan
c	Fasiliti	Facility name eg: Hospital Sultanah Fatimah Muar
d	Kod Fasiliti	Each facility has their own facility code
e	Jumlah Preskripsi Diterima	Total prescription received (Fully and partially supplied prescription)
f	Jumlah Preskripsi yang Diintervensi	Total of prescription intervened
g	Preskripsi Tidak Lengkap	Number of intervention for Incomplete prescription
	• Data Pesakit	Incomplete prescription on patient data
	• Ubat	Incomplete prescription on drug
	• Dos	Incomplete prescription on dose
	• Frekuensi	Incomplete prescription on frequency

h	Regimen Tidak Sesuai	Number of intervention for Inappropriate regimen
	• Ubat	Inappropriate regimen on drug
	• Dos	Inappropriate regimen on dose
	• Frekuensi	Inappropriate regimen on frequency
	• Durasi	Inappropriate regimen on duration
	• Salah Pesakit	Inappropriate regimen on wrong patient
	• Polifarmasi	Inappropriate regimen on polypharmacy
	• Kontraindikasi	Inappropriate regimen on contraindication
	• Interaksi ubat	Inappropriate regimen on drug interaction
	• Incompatability	Inappropriate regimen on Incompatibility
i	Lain-Lain	Other intervention
	• Ubat Tiada Dalam Formulari	Drug not in formulary
	• Kesalahan Administrasi	Drug administration error
	• Tulisan Tidak Jelas	Unclear handwriting.
	• Authenticity	Authenticity
	• Cadangan Pemantauan / Vital Signs / Laboratory Investigation	Suggest monitoring vital signs/Lab result
	• TDM	TDM
	• TPN	TPN
j	Jumlah	Display total of all row and column. Refer report

Table 3.12-1 Aktiviti Intervensi Preskripsi Pesakit Dalam CP3

3.13 PF 6.6(a) Aktiviti Sedian Bukan Steril

Refer to section 3.1 PhIS Pharmacy Reports and follow **STEP 1** and **STEP 2**

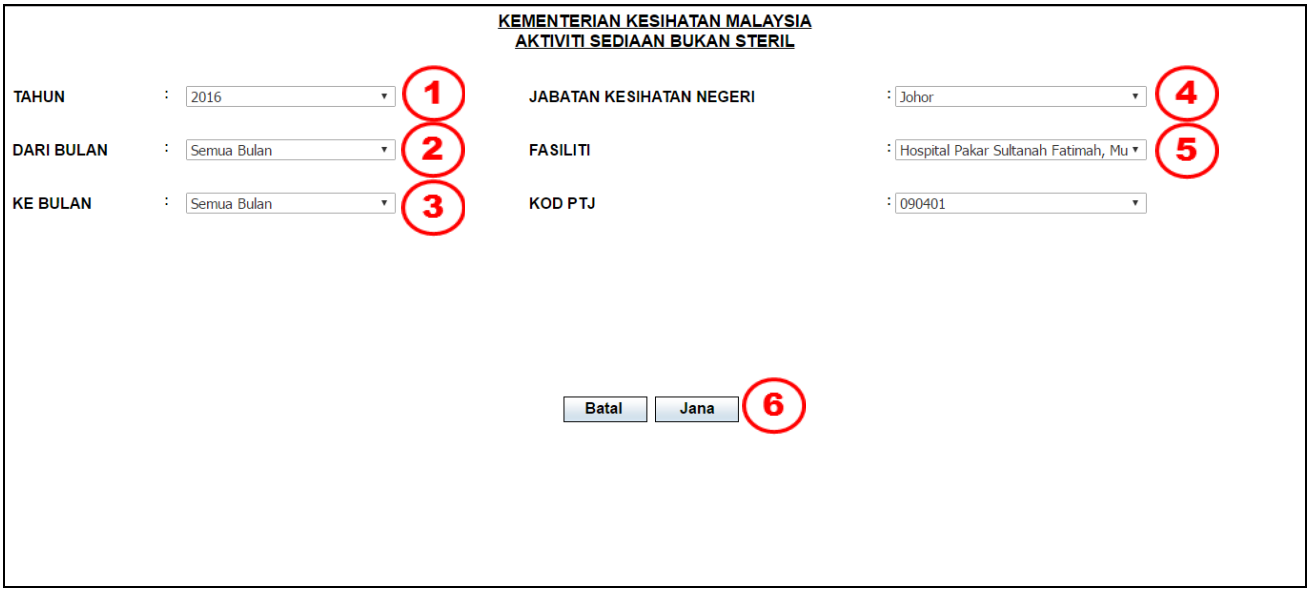

Figure 3.13-1 Aktiviti Sediaan Bukan Steril

STEP 1
Click on '***Tahun***' dropdown to choose the year

STEP 2
Click on ***'Dari Bulan***' dropdown to choose the starting month

STEP 3
Click on ***'Ke Bulan***' dropdown to choose the ending month

STEP 4
Click on '***Jabatan Kesihatan Negeri'*** dropdown to choose the state

STEP 5
Click on '***Fasiliti***' dropdown to choose the facility

Note
*Each user will have different '**Jabatan Kesihatan Negeri'**, '**Fasiliti**' and '**Kod PTJ'**.*

STEP 6
Click on the Jana button to generate the report

Note
Click on the Batal button to cancel it.

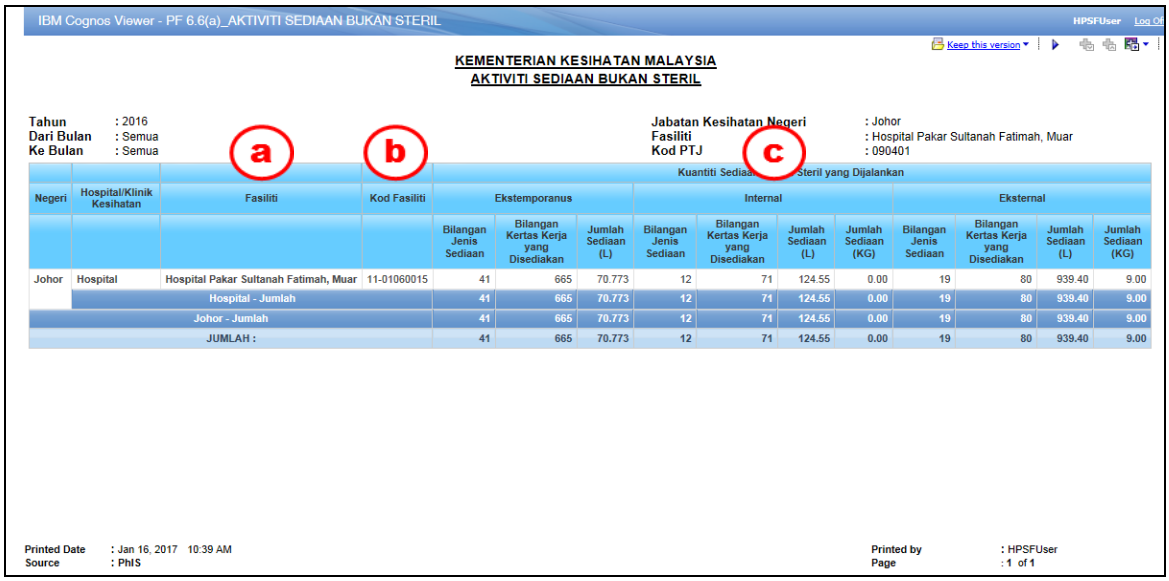

IBM Cognos Viewer - PF 6.6(a)_AKTIVITI SEDIAAN BUKAN STERIL

HPSFUser Log Off

Keep this version

KEMENTERIAN KESIHATAN MALAYSIA
AKTIVITI SEDIAAN BUKAN STERIL

Tahun : 2016
Dari Bulan : Semua
Ke Bulan : Semua

Jabatan Kesihatan Negeri : Johor
Fasiliti : Hospital Pakar Sultanah Fatimah, Muar
Kod PTJ : 090401

a b c

Negeri	Hospital/Klinik Kesihatan	Fasiliti	Kod Fasiliti	Kuantiti Sediaan Steril yang Dijalankan										
				Ekstemporanus			Internal				Eksternal			
				Bilangan Jenis Sediaan	Bilangan Kertas Kerja yang Disediakan	Jumlah Sediaan (L)	Bilangan Jenis Sediaan	Bilangan Kertas Kerja yang Disediakan	Jumlah Sediaan (L)	Jumlah Sediaan (KG)	Bilangan Jenis Sediaan	Bilangan Kertas Kerja yang Disediakan	Jumlah Sediaan (L)	Jumlah Sediaan (KG)
Johor	Hospital	Hospital Pakar Sultanah Fatimah, Muar	11-01060015	41	665	70.773	12	71	124.55	0.00	19	80	939.40	9.00
	Hospital - Jumlah			41	665	70.773	12	71	124.55	0.00	19	80	939.40	9.00
Johor - Jumlah				41	665	70.773	12	71	124.55	0.00	19	80	939.40	9.00
JUMLAH :				41	665	70.773	12	71	124.55	0.00	19	80	939.40	9.00

Printed Date : Jan 16, 2017 10:39 AM
Source : PhIS

Printed by : HPSFUser
Page : 1 of 1

Figure3.13-2 Aktiviti Sediaan Bukan Steril

The 'Aktiviti Sediaan Bukan Steril' report consist of:

No	Field	Description
a	Fasiliti	Facility name eg: Hospital Sultanah Fatimah Muar
b	Kod Fasiliti	Each facility has their own facility code
c	Ekstemporanus, Internal, Eksternal	• Extemporaneous is done as soon as a prescription received and dispensed to patients in less than 24 hours. • Internal is preparation done in bulk to be taken orally. • External is preparation done in bulk for external use.
	• Bilangan Jenis Sediaan	Number of preparation type for extemporaneous, internal or external.
	• Bilangan Kertas Kerja yang Disediakan	Number of extemporaneous, internal or external worksheet prepared.
	• Jumlah Sediaan (L)	Total quantity of preparation for extemporaneous, internal or external either in litre or kilogram.

Table 3.13-1 Aktiviti Sediaan Bukan Steril

3.14 PF 6.6(b) Aktiviti Pembungkusan Semula Ubat

Refer to section 3.1 PhIS Pharmacy Reports and follow **STEP 1** and **STEP 2**

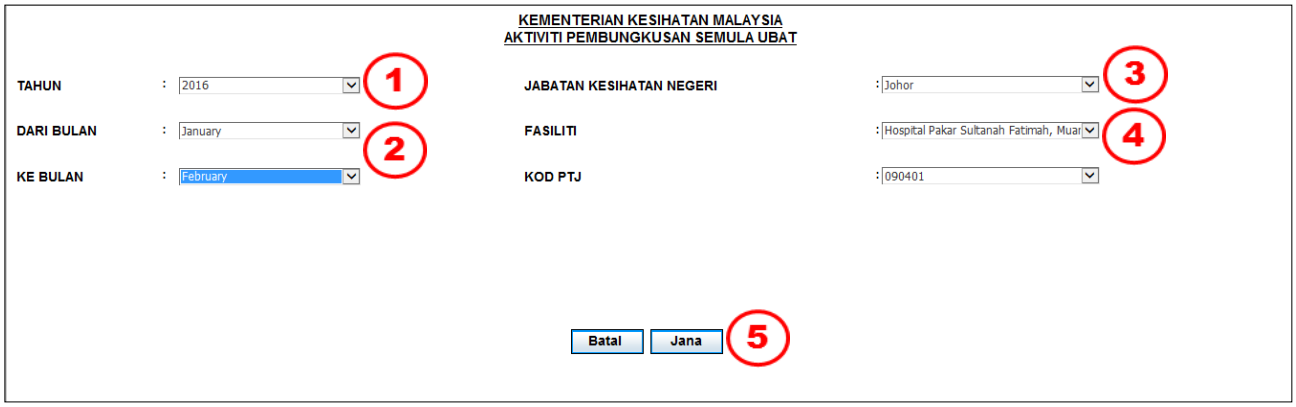

Figure 3.14-1 Aktiviti Pembungkusan Semula Ubat

STEP 1
Click on '***Tahun***' dropdown to choose the year

STEP 2
Click on '***Dari Bulan***' to '***Ke Bulan***' dropdown to choose the month(s)

STEP 3
Click on ***'Jabatan Kesihatan Negeri',*** dropdown to choose the state

STEP 4
Click on '***Fasiliti***' dropdown to choose the facility

Note
*Each user will have different '**Jabatan Kesihatan Negeri',** '**Fasiliti**' and '**Kod PTJ'.***

STEP 5
Click on the **Jana** button to generate the report

Note
Click on the **Batal** *button to cancel it.*

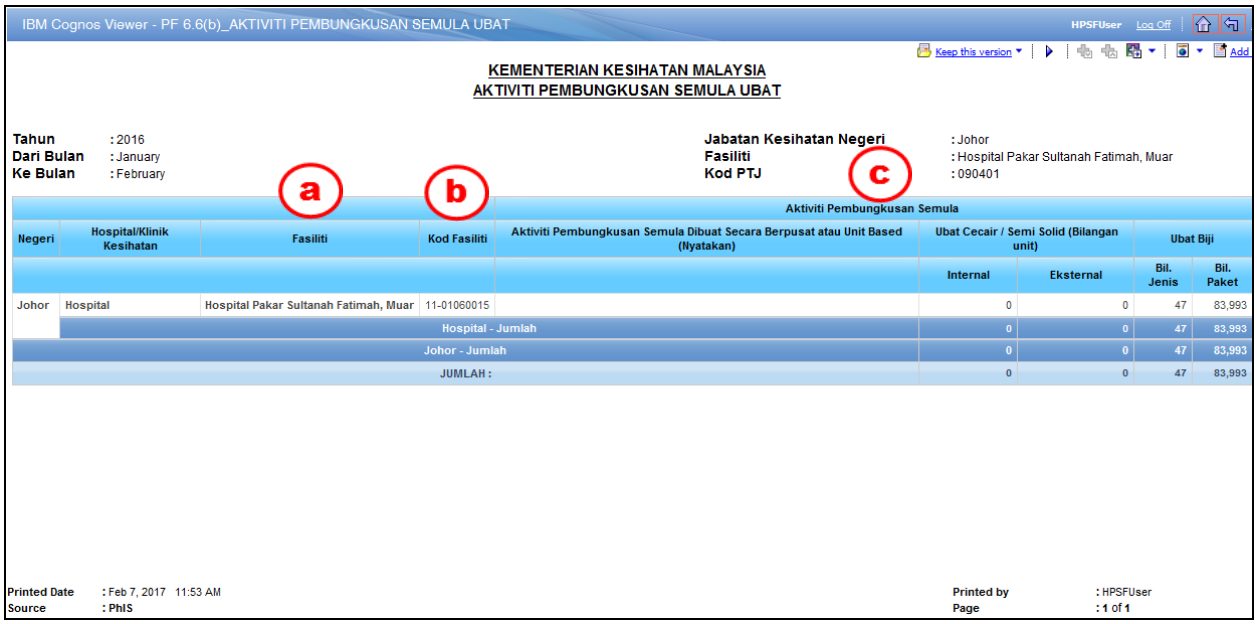

IBM Cognos Viewer - PF 6.6(b)_AKTIVITI PEMBUNGKUSAN SEMULA UBAT

HPSFUser Log Off

Keep this version | Add

KEMENTERIAN KESIHATAN MALAYSIA
AKTIVITI PEMBUNGKUSAN SEMULA UBAT

Tahun : 2016
Dari Bulan : January
Ke Bulan : February

Jabatan Kesihatan Negeri : Johor
Fasiliti : Hospital Pakar Sultanah Fatimah, Muar
Kod PTJ : 090401

a b c

Negeri	Hospital/Klinik Kesihatan	Fasiliti	Kod Fasiliti	Aktiviti Pembungkusan Semula Dibuat Secara Berpusat atau Unit Based (Nyatakan)	Aktiviti Pembungkusan Semula: Ubat Cecair / Semi Solid (Bilangan unit)		Aktiviti Pembungkusan Semula: Ubat Biji	
					Internal	Eksternal	Bil. Jenis	Bil. Paket
Johor	Hospital	Hospital Pakar Sultanah Fatimah, Muar	11-01060015		0	0	47	83,993
	Hospital - Jumlah				0	0	47	83,993
Johor - Jumlah					0	0	47	83,993
JUMLAH :					0	0	47	83,993

Printed Date : Feb 7, 2017 11:53 AM
Source : PhIS
Printed by : HPSFUser
Page : 1 of 1

Figure 3.14-2 Laporan Aktiviti Pembungkusan Semula Ubat

The 'Aktiviti Pembungkusan Semula Ubat' report consist of:

No	Field	Description
a	Fasiliti	Facility name eg: Hospital Sultanah Fatimah Muar
b	Kod Fasiliti	Each facility has their own facility code
c	Aktiviti Pembungkusan Semula	Drug Prepacking Activity: Prepacking from bulk or blister packed medicine into small quantities
	• Dibuat secara Berpusat atau Unit Based (Nyatakan)	Centralised or Unit based. Centralised: Activities conducted at one facility for the use of the facility or distributed to other facilities. Unit based: Activities are conducted at the respective facilities/units for use of the facility/unit itself
	• Ubat Cecair/ Semi Solid (Bilangan Unit)	Total quantity of liquid /semi solid drug prepacked for either external or internal preparation
	• Ubat Biji	Tablet/Capsule. Type and total quantity of drug prepacked.

Table 3.14-1 Aktiviti Pembungkusan Semula Ubat

3.15 PF 6.7 Aktiviti Farmakokinetik Klinik – Permonitoran Ubat Terapeutik

Refer to section 3.1 PhIS Pharmacy Reports and follow **STEP 1** and **STEP 2**

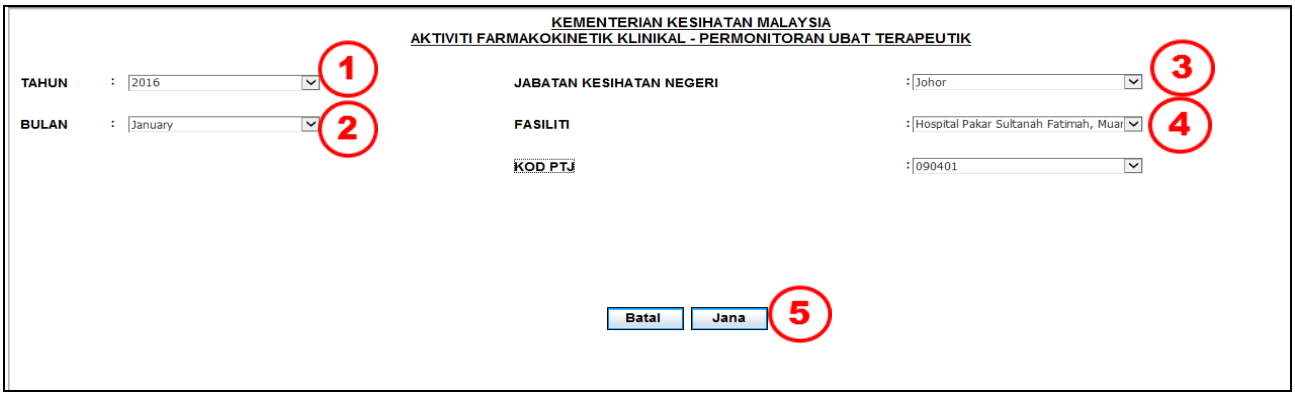

Figure 3.15-1 Akitiviti Farmakokinetik Klinik - Permonitoran Ubat Terapeutik

STEP 1
Click on '***Tahun***' dropdown to choose the year

STEP 2
Click on '***Bulan***' dropdown to choose the month(s)

STEP 3
Click on '***Jabatan Kesihatan Negeri'*** dropdown to choose the state

STEP 4
Click on '***Fasiliti***' dropdown to choose the facility

Note
*Each user will have different '**Jabatan Kesihatan Negeri',** '**Fasiliti**' and '**Kod PTJ'.***

STEP 5
Click on the **Jana** button to generate the report

Note
Click on the **Batal** *button to cancel it.*

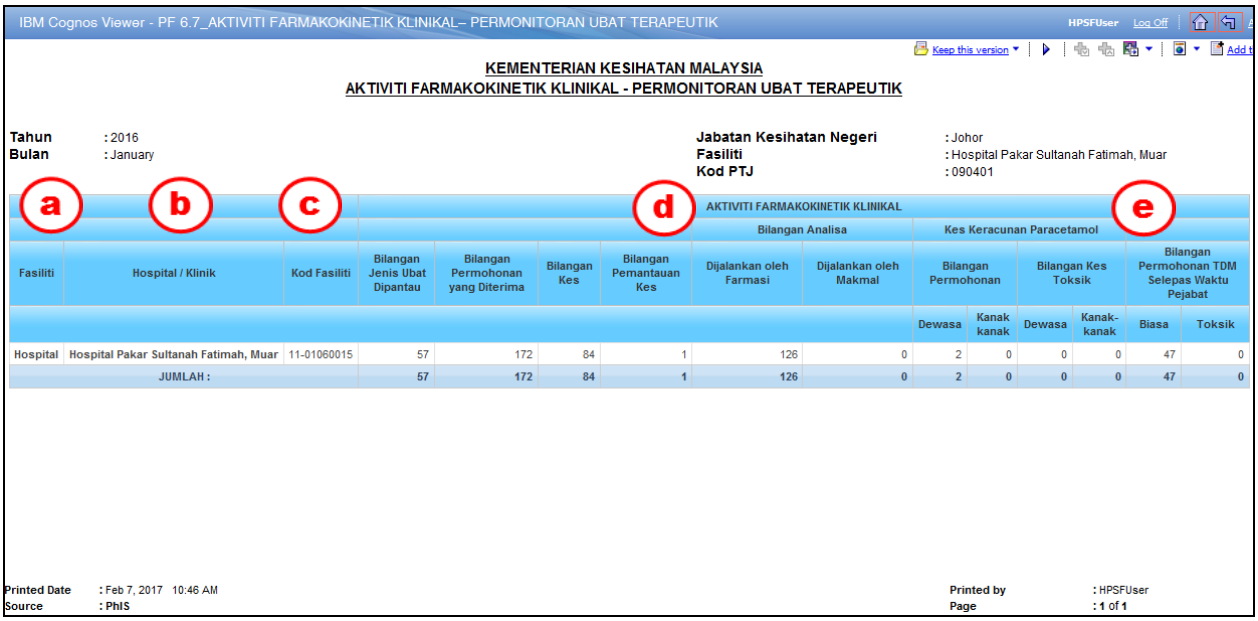

IBM Cognos Viewer - PF 6.7_AKTIVITI FARMAKOKINETIK KLINIKAL– PERMONITORAN UBAT TERAPEUTIK

HPSFUser Log Off

Keep this version

KEMENTERIAN KESIHATAN MALAYSIA
AKTIVITI FARMAKOKINETIK KLINIKAL - PERMONITORAN UBAT TERAPEUTIK

Tahun : 2016
Bulan : January

Jabatan Kesihatan Negeri : Johor
Fasiliti : Hospital Pakar Sultanah Fatimah, Muar
Kod PTJ : 090401

a	b	c				d			e					
			AKTIVITI FARMAKOKINETIK KLINIKAL											
							Bilangan Analisa		Kes Keracunan Paracetamol					
Fasiliti	Hospital / Klinik	Kod Fasiliti	Bilangan Jenis Ubat Dipantau	Bilangan Permohonan yang Diterima	Bilangan Kes	Bilangan Pemantauan Kes	Dijalankan oleh Farmasi	Dijalankan oleh Makmal	Bilangan Permohonan		Bilangan Kes Toksik		Bilangan Permohonan TDM Selepas Waktu Pejabat	
									Dewasa	Kanak kanak	Dewasa	Kanak-kanak	Biasa	Toksik
Hospital	Hospital Pakar Sultanah Fatimah, Muar	11-01060015	57	172	84	1	126	0	2	0	0	0	47	0
JUMLAH :			57	172	84	1	126	0	2	0	0	0	47	0

Printed Date : Feb 7, 2017 10:46 AM
Source : PhIS

Printed by : HPSFUser
Page : 1 of 1

Figure 3.15-2 Laporan Akitiviti Farmakokinetik Klinik - Permonitoran Ubat Terapeutik

The report for 'Aktiviti Farmakokinetik Klinik- Permonitoran Ubat Terapeutik' consist of:

No	Field	Description
a	Hospital/ Klinik Kesihatan	It will be based on the facility type. - Hospital - Klinik Kesihatan
b	Fasiliti Nama	Facility name eg: Hospital Sultanah Fatimah Muar
c	Kod Fasiliti	Each facility has their own facility code
	Bilangan Jenis Ubat Dipantau	TDM Drugs monitor by the facility.
	Bilangan Permohonan yang Diterima	Total number of cases received
	Bilangan Kes	To capture total of cases filter based on patient and drug
	Bilangan Pemantauan Kes	Total number of patient been monitored after analyzing
d	Bilangan Analisa	Total number of Assay done

	• Dijalankan Oleh Farmasi	Total number of assay done at pharmacist department
	• Dijalankan Oleh makmal	Total number of assay done at lab
	Kes Keracunan Paracetamol	Toxicity case (Paracetamol)
	• Bilangan Permohonan	Total number of patients with toxicity to Paracetamol cases received. Divided into Adults and Child cases
	• Bilangan Kes Toksik	Total number of cases confirm as Toxic
e	Bilangan Permohonan TDM Selepas Waktu Pejabat	Total number of TDM cases received after office

Table 3.15-1 Aktiviti Farmakokinetik Klinik – Permonitoran Ubat Terapeutik

3.16 PF 7 Aktiviti Pusat Maklumat Ubat

Refer to section 3.1 PhIS Pharmacy Reports and follow **STEP 1** and **STEP 2**

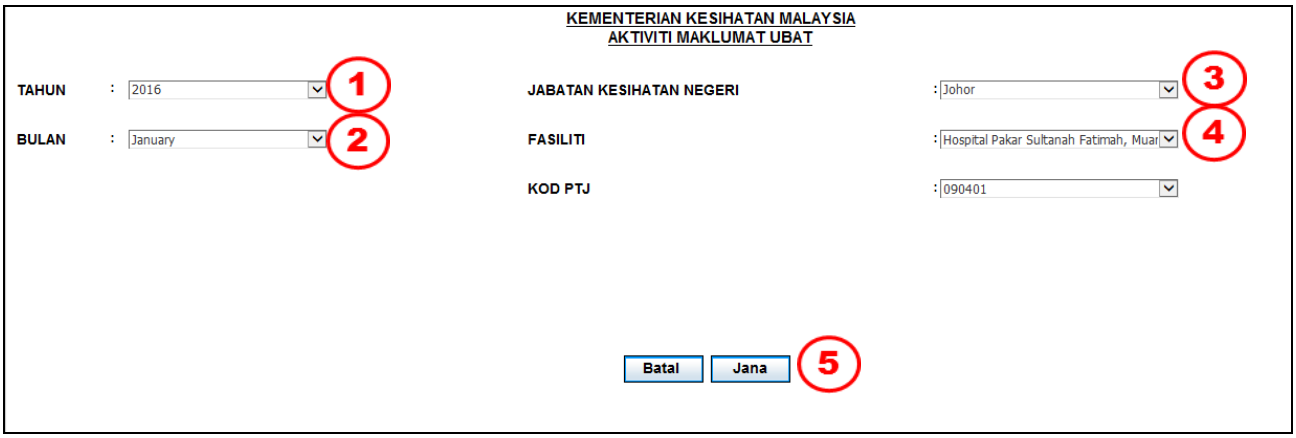

Figure 3.16-1 Akitiviti Pusat Maklumat Ubat

STEP 1
Click on '***Tahun***' dropdown to choose the year

STEP 2
Click on '***Bulan***' dropdown to choose the month(s)

STEP 3
Click on '***Jabatan Kesihatan Negeri',*** dropdown to choose the state

STEP 4
Click on '***Fasiliti***' dropdown to choose the facility

Note
*Each user will have different '**Jabatan Kesihatan Negeri',** '**Fasiliti**' and '**Kod PTJ'.***

STEP 5
Click on the **Jana** button to generate the report

Note
Click on the **Batal** *button to cancel it.*

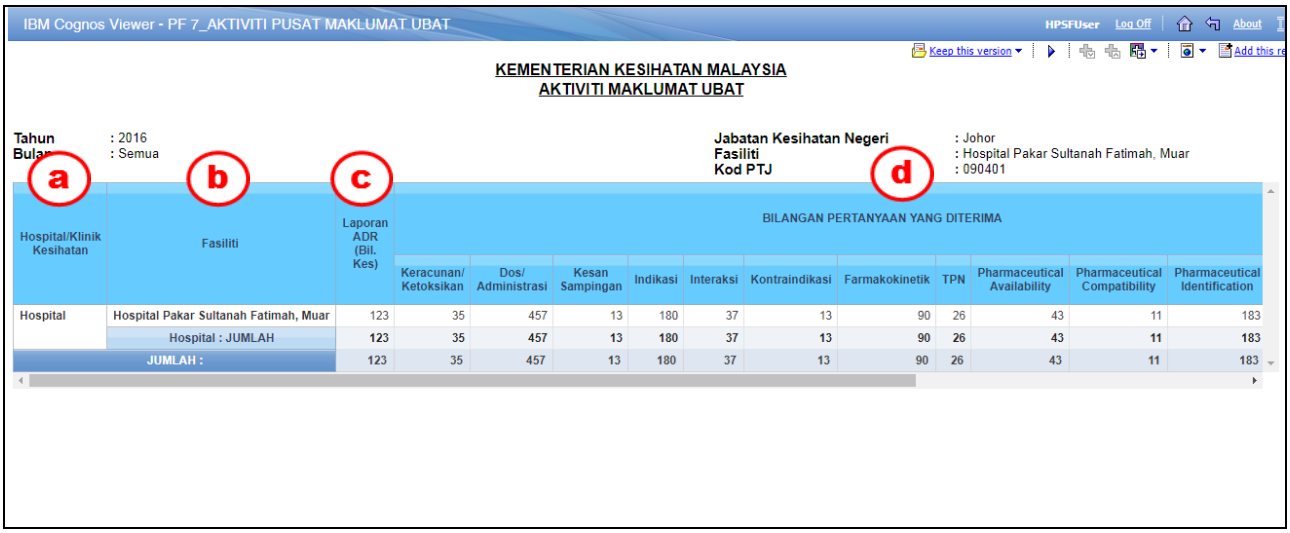

IBM Cognos Viewer - PF 7_AKTIVITI PUSAT MAKLUMAT UBAT

HPSFUser Log Off About

Keep this version Add this re

KEMENTERIAN KESIHATAN MALAYSIA
AKTIVITI MAKLUMAT UBAT

Tahun : 2016
Bulan : Semua

Jabatan Kesihatan Negeri : Johor
Fasiliti : Hospital Pakar Sultanah Fatimah, Muar
Kod PTJ : 090401

a b c d

Hospital/Klinik Kesihatan	Fasiliti	Laporan ADR (Bil. Kes)	BILANGAN PERTANYAAN YANG DITERIMA										
			Keracunan/ Ketoksikan	Dos/ Administrasi	Kesan Sampingan	Indikasi	Interaksi	Kontraindikasi	Farmakokinetik	TPN	Pharmaceutical Availability	Pharmaceutical Compatibility	Pharmaceutical Identification
Hospital	Hospital Pakar Sultanah Fatimah, Muar	123	35	457	13	180	37	13	90	26	43	11	183
	Hospital : JUMLAH	123	35	457	13	180	37	13	90	26	43	11	183
JUMLAH :		123	35	457	13	180	37	13	90	26	43	11	183

Figure 3.16-2 Laporan Akitiviti Pusat Maklumat Ubat

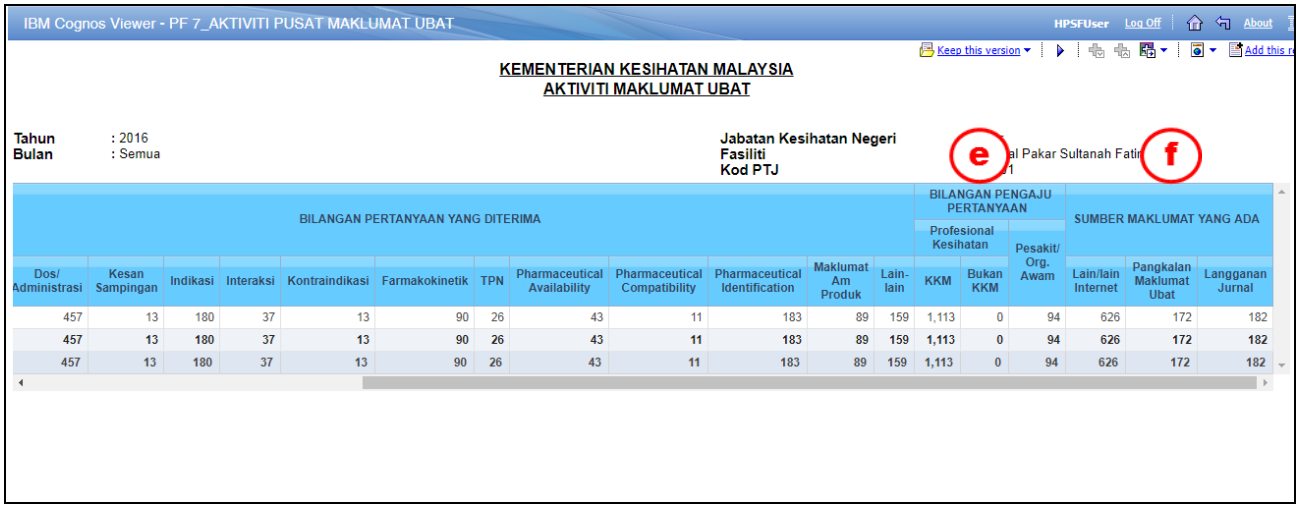

IBM Cognos Viewer - PF 7_AKTIVITI PUSAT MAKLUMAT UBAT

HPSFUser Log Off About

Keep this version Add this re

KEMENTERIAN KESIHATAN MALAYSIA
AKTIVITI MAKLUMAT UBAT

Tahun : 2016
Bulan : Semua

Jabatan Kesihatan Negeri
Fasiliti
Kod PTJ

e al Pakar Sultanah Fati f

BILANGAN PERTANYAAN YANG DITERIMA												BILANGAN PENGAJU PERTANYAAN			SUMBER MAKLUMAT YANG ADA		
												Profesional Kesihatan		Pesakit/ Org. Awam			
Dos/ Administrasi	Kesan Sampingan	Indikasi	Interaksi	Kontraindikasi	Farmakokinetik	TPN	Pharmaceutical Availability	Pharmaceutical Compatibility	Pharmaceutical Identification	Maklumat Am Produk	Lain-lain	KKM	Bukan KKM		Lain/lain Internet	Pangkalan Maklumat Ubat	Langganan Jurnal
457	13	180	37	13	90	26	43	11	183	89	159	1,113	0	94	626	172	182
457	13	180	37	13	90	26	43	11	183	89	159	1,113	0	94	626	172	182
457	13	180	37	13	90	26	43	11	183	89	159	1,113	0	94	626	172	182

Figure 3.16-3 Laporan Akitiviti Pusat Maklumat Ubat

The report for 'Aktiviti Pusat Maklumat Ubat' consist of:

	Field	Description
a	Hospital/ Klinik Kesihatan	It will be based on the facility type. - Hospital - Klinik Kesihatan
b	Fasiliti Nama	Facility name eg: Hospital Sultanah Fatimah Muar
c	Laporan ADR (Bil. Kes)	The number of ADR cases reported
d	Bilangan Pertanyaan Yang Diterima	Number of enquiry by category
	Keracunan/Ketoksikan	Total number of enquiry on Poisoning/ Overdose
	Dos/Administrasi	Total number of enquiry on Dose/ Administration
	Kesan Sampingan	Total number of enquiry on Efficacy
	Indikasi	Total number of enquiry on Indication
	Interaksi	Total number of enquiry on Interaction
	Kontraindikasi	Total number of enquiry on Contraindication
	Farmakokinetik	Total number of enquiry on Pharmacokinetic
	TPN	Total number of enquiry on TPN
	Pharmacuetical Availability	Total number of enquiry on Pharmaceutical Availability
	Pharmacuetical Compatibility	Total number of enquiry on Pharmaceutical Compatibility
	Pharmacuetical Indentification	Total number of enquiry on Pharmaceutical Identification
	Maklumat Am	Total number of enquiry on General Product Information
	Lain-Lain	Total number of enquiry on Others
e	Bilangan Pengaju Pertanyaan	Enquiry By
	Profesional Kesihatan (KKM)	Total number of enquirer by Health professionals (MOH)

	Profesional Kesihatan (Bukan KKM)	Total number of enquirer by Health professionals (Non-MOH)
	Pesakit/Orang Awam	Total number of enquirer by Patients/ Public
f	Sumber Maklumat Yang Ada	Source of Information
	Lain/lain Internet	Sources of Information (Others/ Internet)
	Pangkalan Maklumat Ubat	Sources of Information (Online Database)
	Langganan Jurnal	Sources of Information (Books / Journal)

Table 3.16-1 Akitiviti Pusat Maklumat Ubat

3.17 Aktiviti Keselamatan Pengubatan

Refer to section 3.1 PhIS Pharmacy Reports and follow **STEP 1** and **STEP 2**

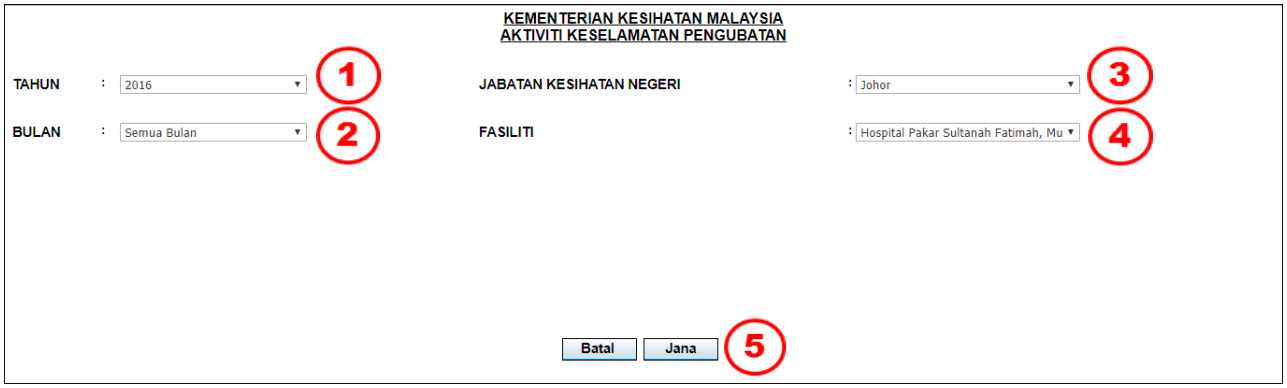

Figure 3.17-1 Akitiviti Keselamatan Pengubatan

STEP 1
Click on '***Tahun***' dropdown to choose the year

STEP 2
Click on '***Bulan***' dropdown to choose the month(s)

STEP 3
Click on '***Jabatan Kesihatan Negeri'*** dropdown to choose the state

STEP 4
Click on '***Fasiliti***' dropdown to choose the facility

Note
*Each user will have different '**Jabatan Kesihatan Negeri'** and **'Fasiliti'.***

STEP 5
Click on the **Jana** button to generate the report

Note
Click on the **Batal** *button to cancel it.*

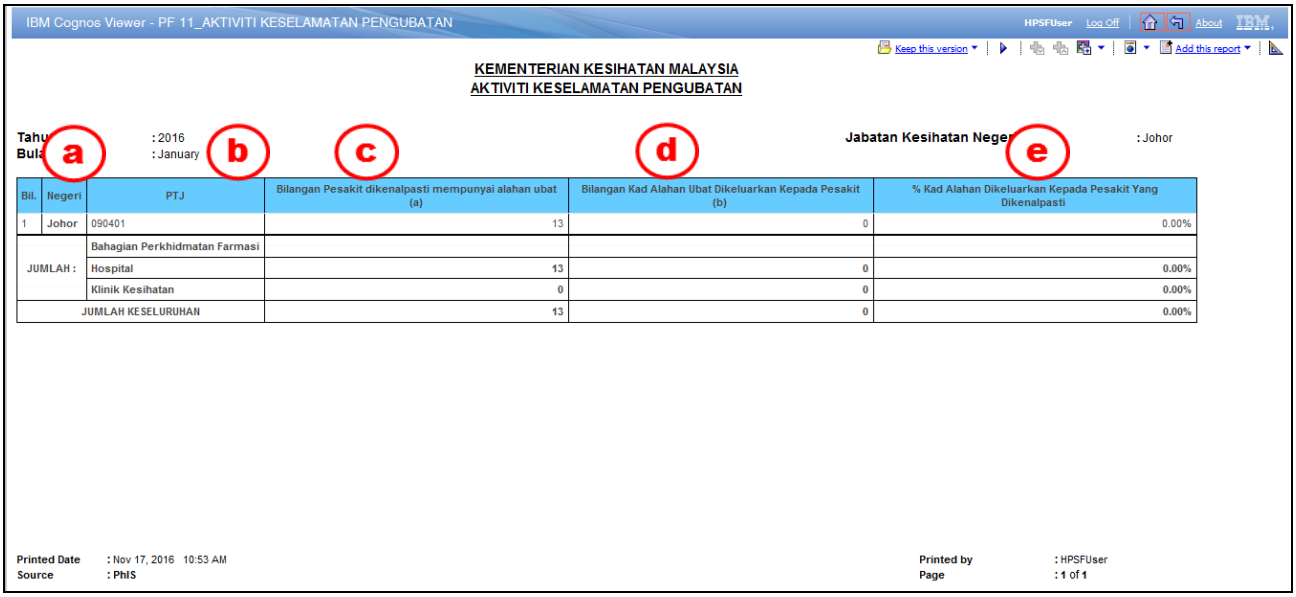

IBM Cognos Viewer - PF 11_AKTIVITI KESELAMATAN PENGUBATAN

KEMENTERIAN KESIHATAN MALAYSIA
AKTIVITI KESELAMATAN PENGUBATAN

Tahun : 2016
Bulan : January

Jabatan Kesihatan Negeri : Johor

Bil.	Negeri	PTJ	Bilangan Pesakit dikenalpasti mempunyai alahan ubat (a)	Bilangan Kad Alahan Ubat Dikeluarkan Kepada Pesakit (b)	% Kad Alahan Dikeluarkan Kepada Pesakit Yang Dikenalpasti
1	Johor	090401	13	0	0.00%
JUMLAH :		Bahagian Perkhidmatan Farmasi			
		Hospital	13	0	0.00%
		Klinik Kesihatan	0	0	0.00%
JUMLAH KESELURUHAN			13	0	0.00%

Printed Date : Nov 17, 2016 10:53 AM
Source : PhIS
Printed by : HPSFUser
Page : 1 of 1

Figure 3.17-2 Laporan Akitiviti Keselamatan Pengubatan

The report for 'Aktiviti Keselamatan Pengubatan' consist of:

No	Field	Description
a	Negeri	The selected state
b	PTJ	The State code and its divided into Bahagian Perkhidmatan Farmasi, Hospital and Klinik Kesihatan
c	Bilangan Pesakit dikenalpasti mempunyai alahan ubat	The number of patient having drug allergy reported
d	Bilangan Kad Alahan Ubat dikeluarkan Kepada Pesakit	The amount of Allergy Cards reported and given to patients
e	% Kad Alahan dikeluarkan Kepada Pesakit Yang dikenalpasti	Percentage of Drug Allergy Card reported and given to patients

Table 3.17-1 Akitiviti Keselamatan Pengubatan

3.18 Aktiviti Bilangan Medication Therapy Adhereance Clinic (MTAC) Yang Dilaksanakan

Refer to section 3.1 PhIS Pharmacy Reports and follow **STEP 1** and **STEP 2**

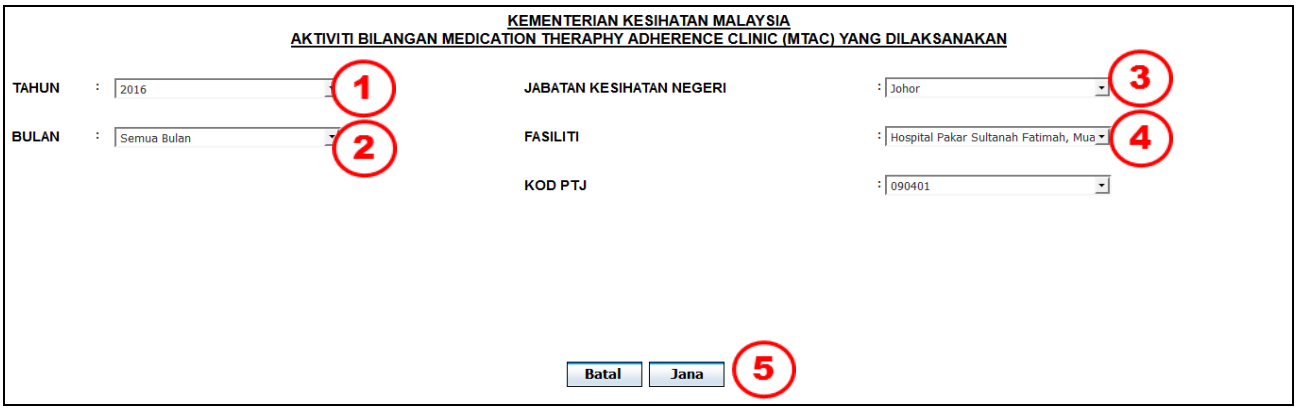

Figure 3.18-1 Aktiviti Bilangan Medication Therapy Adherence Clinic (MTAC) Yang Dilaksanakan

STEP 1
Click on '***Tahun***' dropdown to choose the year

STEP 2
Click on '***Bulan***' dropdown to choose the month

STEP 3
Click on '***Jabatan Kesihatan Negeri'*** dropdown to choose the state

STEP 4
Click on '***Fasiliti***' dropdown to choose the facility

Note
*Each user will have different '**Jabatan Kesihatan Negeri',** '**Fasiliti**' and '**Kod PTJ'.***

STEP 5
Click on the **Jana** button to generate the report

Note
Click on the **Batal** *button to cancel it.*

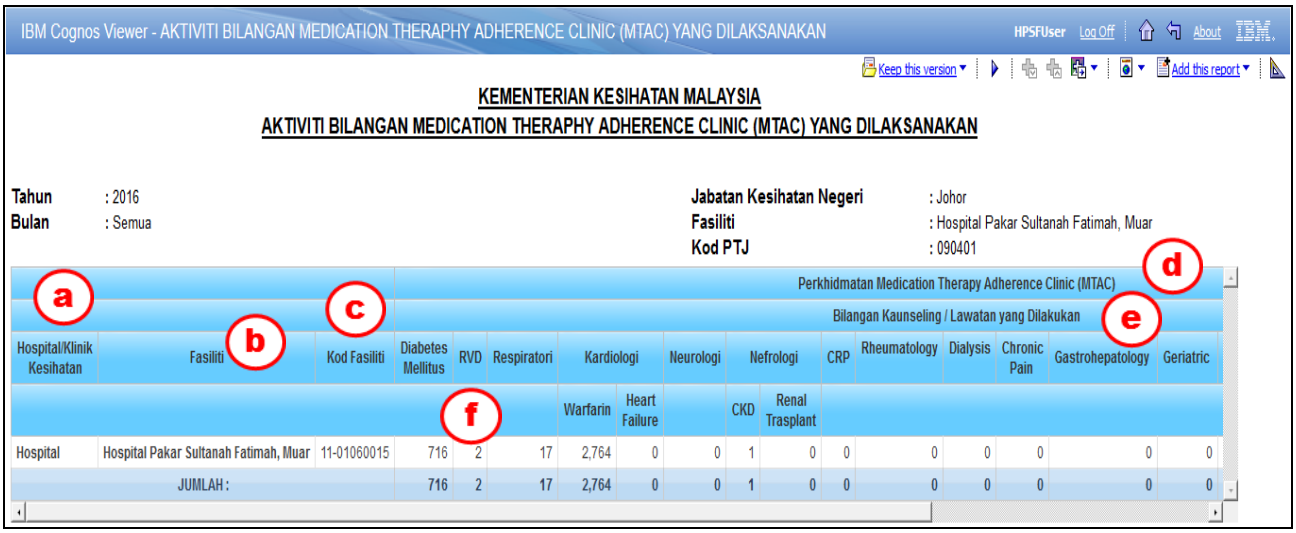

Figure 3.18-2 Laporan Akitiviti Keselamatan Pengubatan

The 'Aktiviti Bilangan Medication Therapy Adherence Clinic (MTAC) Yang Dilaksanakan' consist of:

No	Field	Description
a	Hospital/ Klinik Kesihatan	It will be based on the facility type: - Hospital Klinik Kesihatan
b	Fasiliti	Facility name eg: Hospital Sultanah Fatimah Muar
c	Kod Fasiliti	Each facility has their own facility code
d	Perkhidmatan Medication Therapy Adherence Clinic (MTAC)	MTAC services offered in KKM facility
e	Bilangan Kaunseling / Lawatan yang Dilakukan	No of counselling by specialty and MTAC services according to type of MTAC
f	Jenis MTAC	Type of MTAC offered in Facility i.e. Diebetis Melitus, RVD, Warfarin, Dialysis, Chronic Pain and etc.

Table 3.18-1 Aktiviti Bilangan Medication Therapy Adherence Clinic (MTAC) Yang Dilaksanakan

3.19 Daily/Monthly Statistic of Toxicity Cases Interpreted and Recommendations Communicated to The Requesting Doctor/Unit within 2 Hours

Refer to section 3.1 PhIS Pharmacy Reports and follow **STEP 1** and **STEP 2**

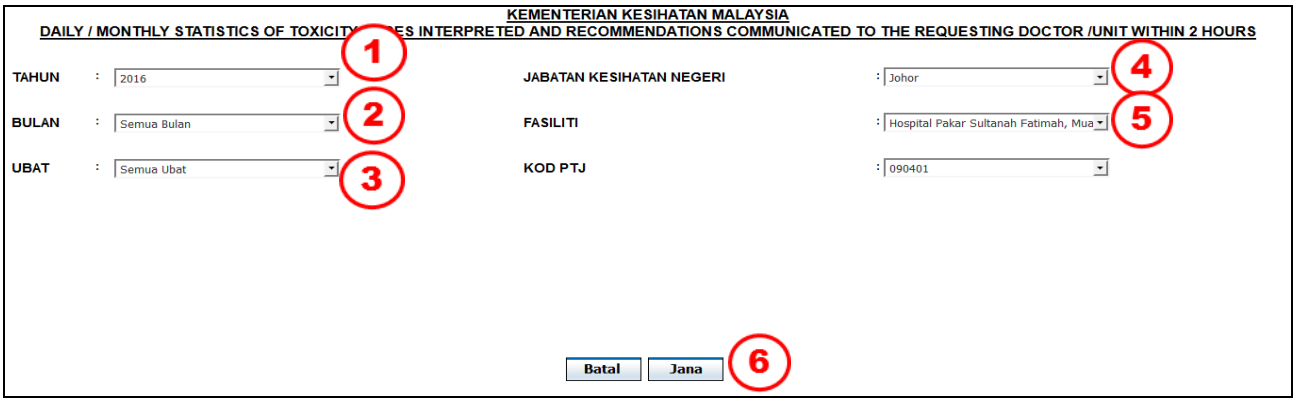

Figure 3.19-1 Daily / Monthly Statistics Of Toxicity Cases Interpreted And Recommendations Communicated To The Requesting Doctor /Unit Within 2 Hours

STEP 1
Click on '***Tahun***' dropdown to choose the year

STEP 2
Click on '***Bulan***' dropdown to choose the month

STEP 3
Click on '***Ubat'*** dropdown to choose the drug

STEP 4
Click on '***Jabatan Kesihatan Negeri'*** dropdown to choose the state

STEP 5
Click on '***Fasiliti***' dropdown to choose the facility

Note
*Each user will have different '**Jabatan Kesihatan Negeri',** '**Fasiliti**' and '**Kod PTJ'.***

STEP 6
Click on the **Jana** button to generate the report

Note
Click on the **Batal** *button to cancel it.*

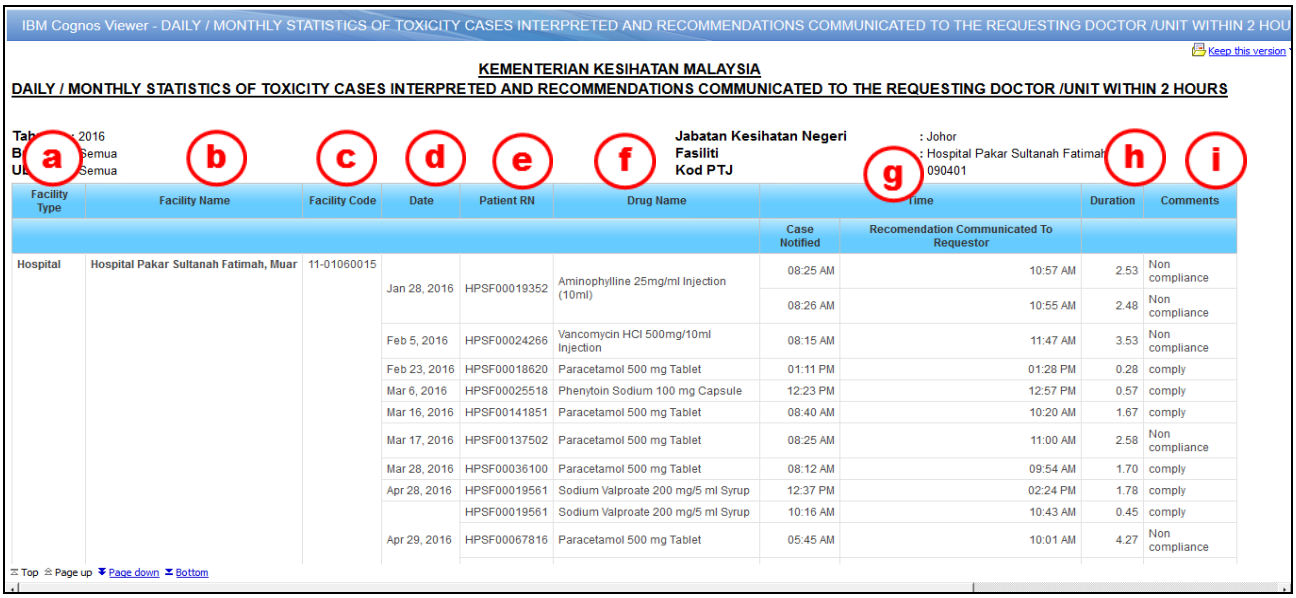

IBM Cognos Viewer - DAILY / MONTHLY STATISTICS OF TOXICITY CASES INTERPRETED AND RECOMMENDATIONS COMMUNICATED TO THE REQUESTING DOCTOR /UNIT WITHIN 2 HOU

Keep this version

KEMENTERIAN KESIHATAN MALAYSIA

DAILY / MONTHLY STATISTICS OF TOXICITY CASES INTERPRETED AND RECOMMENDATIONS COMMUNICATED TO THE REQUESTING DOCTOR /UNIT WITHIN 2 HOURS

Tah : 2016
B Semua
U Semua

Jabatan Kesihatan Negeri : Johor
Fasiliti : Hospital Pakar Sultanah Fatimah
Kod PTJ : 090401

a Facility Type	b Facility Name	c Facility Code	d Date	e Patient RN	f Drug Name	g Time: Case Notified	g Time: Recomendation Communicated To Requestor	h Duration	i Comments
Hospital	Hospital Pakar Sultanah Fatimah, Muar	11-01060015	Jan 28, 2016	HPSF00019352	Aminophylline 25mg/ml Injection (10ml)	08:25 AM	10:57 AM	2.53	Non compliance
						08:26 AM	10:55 AM	2.48	Non compliance
			Feb 5, 2016	HPSF00024266	Vancomycin HCl 500mg/10ml Injection	08:15 AM	11:47 AM	3.53	Non compliance
			Feb 23, 2016	HPSF00018620	Paracetamol 500 mg Tablet	01:11 PM	01:28 PM	0.28	comply
			Mar 6, 2016	HPSF00025518	Phenytoin Sodium 100 mg Capsule	12:23 PM	12:57 PM	0.57	comply
			Mar 16, 2016	HPSF00141851	Paracetamol 500 mg Tablet	08:40 AM	10:20 AM	1.67	comply
			Mar 17, 2016	HPSF00137502	Paracetamol 500 mg Tablet	08:25 AM	11:00 AM	2.58	Non compliance
			Mar 28, 2016	HPSF00036100	Paracetamol 500 mg Tablet	08:12 AM	09:54 AM	1.70	comply
			Apr 28, 2016	HPSF00019561	Sodium Valproate 200 mg/5 ml Syrup	12:37 PM	02:24 PM	1.78	comply
				HPSF00019561	Sodium Valproate 200 mg/5 ml Syrup	10:16 AM	10:43 AM	0.45	comply
			Apr 29, 2016	HPSF00067816	Paracetamol 500 mg Tablet	05:45 AM	10:01 AM	4.27	Non compliance

Top Page up Page down Bottom

Figure 3.19-2 Daily / Monthly Statistics Of Toxicity Cases Interpreted And Recommendations Communicated To The Requesting Doctor /Unit Within 2 Hours

The 'Daily / Monthly Statistics Of Toxicity Cases Interpreted And Recommendations Communicated To The Requesting Doctor /Unit Within 2 Hours' consist of:

No	Field	Description
a	Hospital/ Klinik Kesihatan	It will be based on the facility type: - Hospital - Klinik Kesihatan
b	Fasiliti	Facility name eg: Hospital Sultanah Fatimah Muar
c	Kod Fasiliti	Each facility has their own facility code
d	Date	Date of cases recorded
e	Patient RN	Patient ID in KKM facility
f	Drug Name	All TDM Order with indication request is alleged overdose/ suspected toxicity with or without signs and symptoms of toxicity
g	Time	
	• Case Notified	The time when the form/ sample received by Pharmacist.

	• Recommendation Communicated To Requestor	The time when results and recommendation are conveyed (either verbally or in written format) to the requesting Doctor / Unit.
h	Duration	To calculate from the time of 'Recommendation Communicated To Requestor' minus the time of 'Case notified'
i	Comments	- 1 – 2 hours = comply - More than 2 hours = Non-compliance

Table 3.19-1 Daily / Monthly Statistics Of Toxicity Cases Interpreted And Recommendations Communicated To The Requesting Doctor /Unit Within 2 Hours

3.20 Data Reten Bulanan Bagi Program Terapi Gantian Dengan Metadon

Refer to section 3.1 PhIS Pharmacy Reports and follow **STEP 1** and **STEP 2**

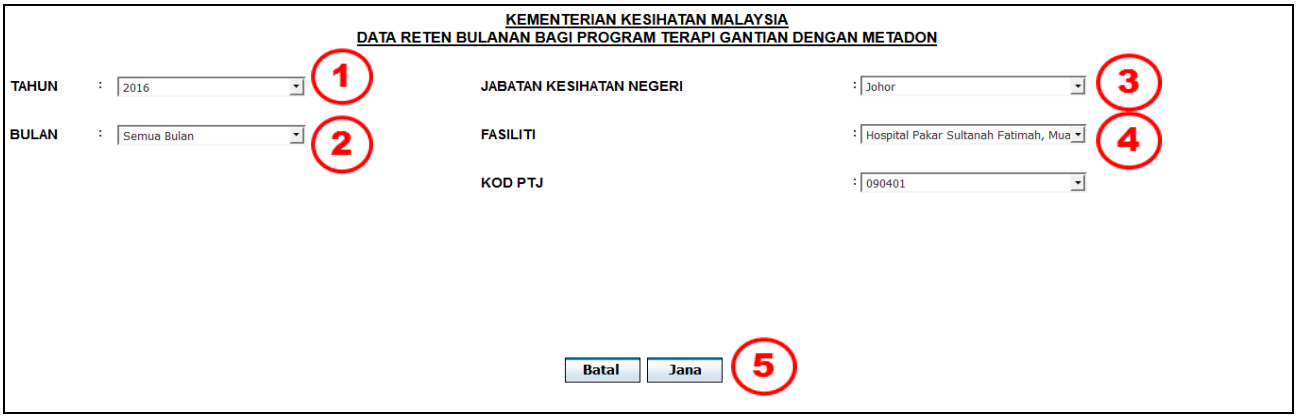

Figure 3.20-1 Data Reten Bulanan Bagi Program Terapi Gantian Dengan Metadon

STEP 1
Click on '***Tahun***' dropdown to choose the year

STEP 2
Click on '***Bulan***' dropdown to choose the month

STEP 3
Click on '***Jabatan Kesihatan Negeri'*** dropdown to choose the state

STEP 4
Click on '***Fasiliti***' dropdown to choose the facility

Note
*Each user will have different '**Jabatan Kesihatan Negeri',** '**Fasiliti**' and '**Kod PTJ'.***

STEP 5
Click on the **Jana** button to generate the report

Note
Click on the **Batal** *button to cancel it.*

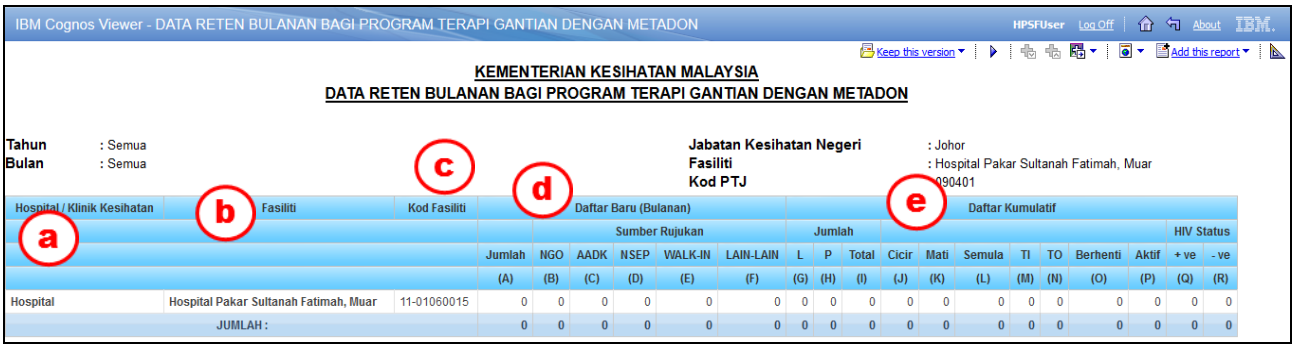

IBM Cognos Viewer - DATA RETEN BULANAN BAGI PROGRAM TERAPI GANTIAN DENGAN METADON

KEMENTERIAN KESIHATAN MALAYSIA
DATA RETEN BULANAN BAGI PROGRAM TERAPI GANTIAN DENGAN METADON

Tahun : Semua
Bulan : Semua

Jabatan Kesihatan Negeri : Johor
Fasiliti : Hospital Pakar Sultanah Fatimah, Muar
Kod PTJ : 090401

Hospital / Klinik Kesihatan (a)	Fasiliti (b)	Kod Fasiliti (c)	Daftar Baru (Bulanan) (d)										Daftar Kumulatif (e)							
			Sumber Rujukan						Jumlah										HIV Status	
			Jumlah	NGO	AADK	NSEP	WALK-IN	LAIN-LAIN	L	P	Total	Cicir	Mati	Semula	TI	TO	Berhenti	Aktif	+ ve	- ve
			(A)	(B)	(C)	(D)	(E)	(F)	(G)	(H)	(I)	(J)	(K)	(L)	(M)	(N)	(O)	(P)	(Q)	(R)
Hospital	Hospital Pakar Sultanah Fatimah, Muar	11-01060015	0	0	0	0	0	0	0	0	0	0	0	0	0	0	0	0	0	0
JUMLAH :			0	0	0	0	0	0	0	0	0	0	0	0	0	0	0	0	0	0

Figure 3.20-2 Data Reten Bulanan Bagi Program Terapi Gantian Dengan Metadon

The 'Data Reten Bulanan Bagi Program Terapi Gantian Dengan Metadon' consist of:

No	Field	Description
a	Hospital/ Klinik Kesihatan	It will be based on the facility type: - Hospital - Klinik Kesihatan
b	Fasiliti	Facility name eg: Hospital Sultanah Fatimah Muar
c	Kod Fasiliti	Each facility has their own facility code
d	Daftar Baru	New registration for Metadone patients
	• Sumber Rujukan	Source of enrolment i.e. : AADK, NGO, NSEP, WALK- IN and LAIN- LAIN
e	Daftar Kumulatif	Total no of cumulative registered patient
	• Jumlah	Total registration by gender Male/Female
	• Cicir	Total for MMT drop-out cases
	• Mati	Total patients which is deceased
	• Semula	Total for returning patients for follow up cases
	• TI	Total for Transfer In patients
	• TO	Total for Transfer Out patients
	• Berhenti	Total of termination of Methadone cases
	• Aktif	Total of currently active patients
	• HIV Status	Total of patient with HIV status +ve or –ve

Table 3.20-1 Data Reten Bulanan Bagi Program Terapi Gantian Dengan Metadon

3.21 Laporan Tempoh Pendispensan Farmasi Pesakit Luar

Refer to section 3.1 PhIS Pharmacy Reports and follow **STEP 1** and **STEP 2**

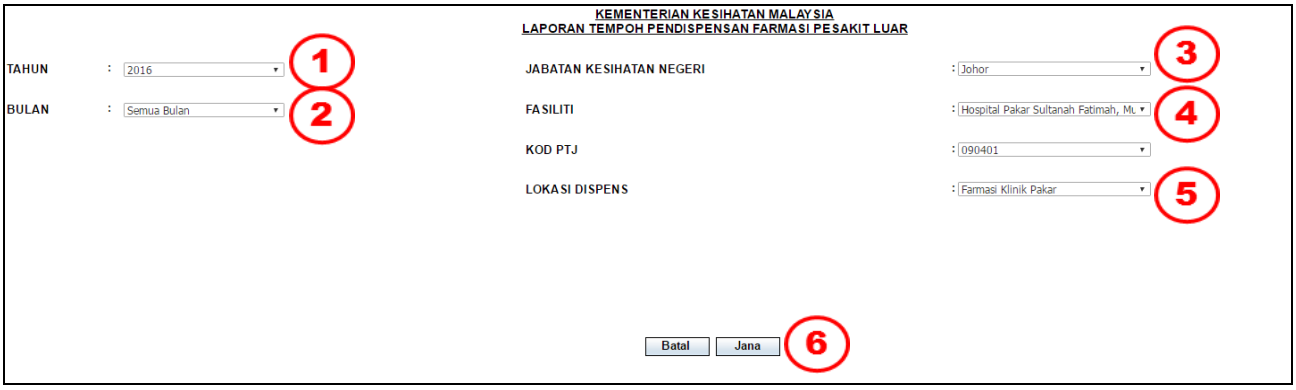

Figure 3.21-1 Laporan Tempoh Pendispensan Farmasi Pesakit Luar

STEP 1
Click on '***Tahun***' dropdown to choose the year

STEP 2
Click on '***Bulan***' dropdown to choose the month

STEP 3
Click on '***Jabatan Kesihatan Negeri'*** dropdown to choose the state

STEP 4
Click on '***Fasiliti***' dropdown to choose the facility

Note
*Each user will have different '**Jabatan Kesihatan Negeri',** '**Fasiliti**' and '**Kod PTJ'.***

STEP 5
Click on '***Lokasi Dispens*** ' dropdown to choose the location to dispens

STEP 6
Click on the **Jana** button to generate the report

Note
Click on the **Batal** *button to cancel it.*

KEMENTERIAN KESIHATAN MALAYSIA
LAPORAN TEMPOH PENDISPENSAN FARMASI PESAKIT LUAR

Tahun : 2016
Bulan : February

Jabatan Kesihatan Negeri : Johor
Fasiliti : Hospital Pakar Sultanah Fatimah, Muar
Kod : 090401
Lokasi Klinik : Semua

Fasiliti	Tarikh	Bil. Anggota Terlibat			Jumlah Preskripsi Diterima	Bil. Perkara Diproses	Pecahan Bilangan Preskripsi Mengikut Tempoh Pembekalan														PurataMasa Menunggu (minit)
		PF	PPF	Bil. Kaunter Pendispensan			1-10 minit		>10-20 minit		>20-30 minit		>30-40 minit		>40-50 minit		>50-60 minit		>60 minit		
							Bil. Rx	%	Bil. Rx	%	Bil. Rx	%	Bil. Rx	%	Bil. Rx	%	Bil. Rx	%	Bil. Rx	%	
akar Sultanah Fatimah, Muar	Feb 1, 2016	0	0	0	1,085	4,166	76	7.00	114	10.51	18	1.66	9	0.83	2	0.18	0	0.00	866	79.82	713.68
	Feb 2, 2016	0	0	0	1,215	4,662	232	19.09	102	8.40	16	1.32	6	0.49	6	0.49	2	0.16	849	69.88	793.14
	Feb 3, 2016	0	0	0	1,037	4,176	69	6.65	87	8.39	14	1.35	6	0.58	4	0.39	4	0.39	852	82.16	1,194.93
	Feb 4, 2016	0	0	0	1,071	3,979	174	16.25	76	7.10	11	1.03	7	0.65	6	0.56	8	0.75	788	73.58	1,216.01
	Feb 5, 2016	0	0	0	434	1,728	6	1.38	22	5.07	24	5.53	8	1.84	0	0.00	0	0.00	374	86.18	643.05
	Feb 6, 2016	0	0	0	447	1,686	104	23.27	22	4.92	5	1.12	3	0.67	1	0.22	1	0.22	310	69.35	399.81
	Feb 7, 2016	0	0	0	708	2,893	246	34.75	144	20.34	45	6.36	38	5.37	45	6.36	19	2.68	171	24.15	45.90
	Feb 8, 2016	0	0	0	395	1,369	185	46.84	13	3.29	6	1.52	3	0.76	5	1.27	1	0.25	182	46.08	151.62
	Feb 9, 2016	0	0	0	427	1,502	20	4.68	9	2.11	4	0.94	3	0.70	4	0.94	5	1.17	382	89.46	723.57
	Feb 10, 2016	0	0	0	820	3,150	132	16.10	54	6.59	20	2.44	5	0.61	4	0.49	3	0.37	602	73.41	1,472.64
	Feb 11, 2016	0	0	0	834	3,295	107	12.83	32	3.84	10	1.20	4	0.48	2	0.24	0	0.00	675	80.94	2,196.56
	Feb 12, 2016	0	0	0	410	1,493	214	52.20	59	14.39	27	6.59	4	0.98	14	3.41	8	1.95	84	20.49	109.74
	Feb 13, 2016	0	0	0	377	1,369	134	35.54	47	12.47	21	5.57	24	6.37	21	5.57	5	1.33	125	33.16	117.11
	Feb 14, 2016	0	0	0	927	3,775	99	10.68	74	7.98	17	1.83	11	1.19	4	0.43	2	0.22	718	77.45	882.09
	Feb 15, 2016	0	0	0	1,334	4,878	316	23.69	148	11.09	18	1.35	1	0.07	14	1.05	0	0.00	835	62.59	348.45
	Feb 16, 2016	0	0	0	1,003	3,869	156	15.55	70	6.98	4	0.40	23	2.29	48	4.79	30	2.99	669	66.70	462.48
	Feb 17, 2016	0	0	0	1,254	4,938	205	16.35	118	9.41	77	6.14	36	2.87	21	1.67	29	2.31	767	61.16	142.50
	Feb 18, 2016	0	0	0	936	3,542	232	24.79	59	6.30	19	2.03	23	2.46	31	3.31	27	2.88	545	58.23	189.81
	Feb 19, 2016	0	0	0	462	1,590	195	42.21	40	8.66	9	1.95	9	1.95	0	0.00	1	0.22	206	44.59	258.99
	Feb 20, 2016	0	0	0	344	1,378	124	36.05	23	6.69	15	4.36	10	2.91	1	0.29	4	1.16	167	48.55	227.61
	Feb 21, 2016	0	0	0	926	3,784	268	28.94	72	7.78	9	0.97	7	0.76	3	0.32	2	0.22	564	60.91	249.19

Figure 3.21-2 Laporan Tempoh Pendispensan Farmasi Pesakit Luar

The 'Laporan Tempoh Pendispensan Farmasi Pesakit Luar' consist of:

No	Field	Description
a	Fasiliti	Facility name eg: Hospital Sultanah Fatimah Muar
b	Tarikh	Date eg : Jan 1 2016
c	Bilangan Anggota Terlibat	The number of staff involved
	• PF	Pharmacist
	• PPF	Assistant Pharmacist
d	Bilangan Kaunter Pendispensan	Dispensing counter number
e	Jumlah Rx	Total number of prescription
f	Bilangan Perkara Dibekal	The number of item supplied
g	Pecahan Bilangan Perskripsi Mengikut Tempoh Pembekalan	According to the fraction of prescription Supply Period
	• 1-10 minit	1-10 minute (based on number of prescription and percentage)
	• >10-20 minit	>10-20 minute (based on number of prescription and percentage)

	• >20-30 minit	>20-30 minute (based on number of prescription and percentage)
	• >30-40 minit	>30-40 minute (based on number of prescription and percentage)
	• >40-50 minit	>40-50 minute (based on number of prescription and percentage)
	• >50-60 minit	>50-60 minute (based on number of prescription and percentage)
	• > 60 minit	more than 60 minutes (based on number of prescription and percentage)
h	Purata masa menunggu (minit)	Average of waiting time in (minutes)
i	% Bekalan < 30 minit	Percentage supply below 30 minutes times

Table 3.21-1 Laporan Tempoh Pendispensan Farmasi Pesakit Luar

3.22 Percentage of Prescription Wrongly Filled and Detected Before Dispensing To the Total Number of Prescriptions Counter-Checked

Refer to section 3.1 PhIS Pharmacy Reports and follow **STEP 1** and **STEP 2**

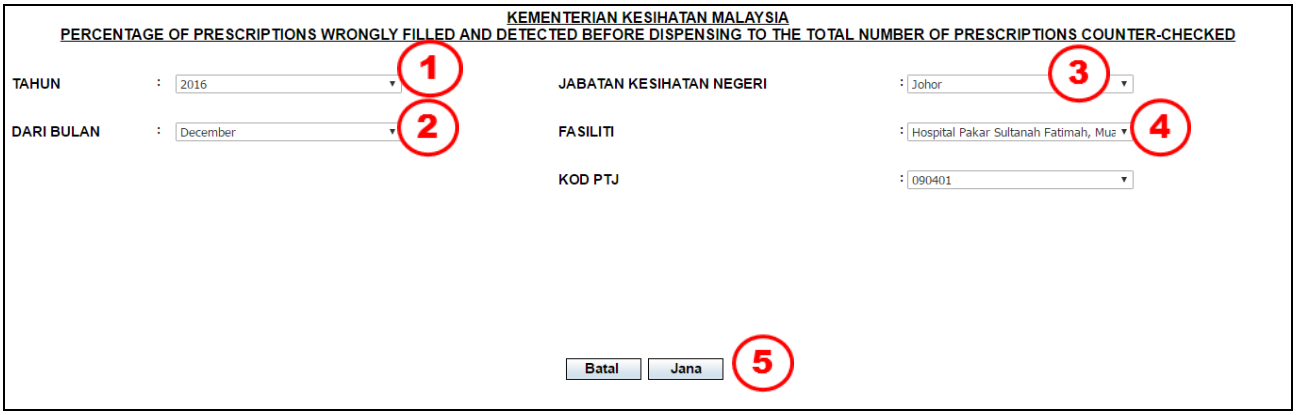

Figure 3.22-1 Percentage Of Prescriptions Wrongly Filled And Detected Before Dispensing To The Total Number Of Prescriptions Counter – Checked

STEP 1
Click on '***Tahun***' dropdown to choose the year

STEP 2
Click on '***Dari Bulan***' dropdown to choose the month

STEP 3
Click on '***Jabatan Kesihatan Negeri'*** dropdown to choose the state

STEP 4
Click on '***Fasiliti***' dropdown to choose the facility

Note
*Each user will have different '**Jabatan Kesihatan Negeri',** '**Fasiliti**' and '**Kod PTJ'.***

STEP 5
Click on the **Jana** button to generate the report

Note
Click on the **Batal** *button to cancel it.*

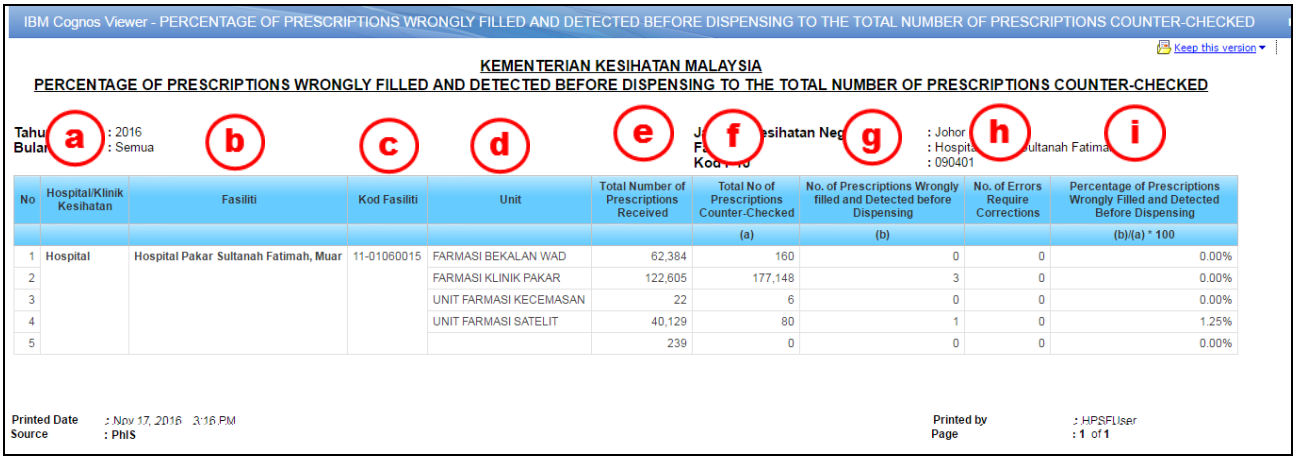

IBM Cognos Viewer - PERCENTAGE OF PRESCRIPTIONS WRONGLY FILLED AND DETECTED BEFORE DISPENSING TO THE TOTAL NUMBER OF PRESCRIPTIONS COUNTER-CHECKED

Keep this version

KEMENTERIAN KESIHATAN MALAYSIA

PERCENTAGE OF PRESCRIPTIONS WRONGLY FILLED AND DETECTED BEFORE DISPENSING TO THE TOTAL NUMBER OF PRESCRIPTIONS COUNTER-CHECKED

Tahu a : 2016
Bulan : Semua
b c d e f g h i
J esihatan Neg : Johor
F : Hospita ultanah Fatima
Kod : 090401

No	Hospital/Klinik Kesihatan	Fasiliti	Kod Fasiliti	Unit	Total Number of Prescriptions Received	Total No of Prescriptions Counter-Checked	No. of Prescriptions Wrongly filled and Detected before Dispensing	No. of Errors Require Corrections	Percentage of Prescriptions Wrongly Filled and Detected Before Dispensing
						(a)	(b)		(b)/(a) * 100
1	Hospital	Hospital Pakar Sultanah Fatimah, Muar	11-01060015	FARMASI BEKALAN WAD	62,384	160	0	0	0.00%
2				FARMASI KLINIK PAKAR	122,605	177,148	3	0	0.00%
3				UNIT FARMASI KECEMASAN	22	6	0	0	0.00%
4				UNIT FARMASI SATELIT	40,129	80	1	0	1.25%
5					239	0	0	0	0.00%

Printed Date : Nov 17, 2016 3:16 PM
Source : PhIS
Printed by : HPSFUser
Page : 1 of 1

Figure 3.22-2 Percentage Of Prescriptions Wrongly Filled And Detected Before Dispensing To The Total Number Of Prescriptions Counter – Checked

The 'Percentage Of Prescriptions Wrongly Filled And Detected Before Dispensing To The Total Number Of Prescriptions Counter – Checked' consist of:

No	Field	Description
a	Hospital/Klinik Kesihatan	It will be based on the facility type: - Hospital - Klinik Kesihatan
b	Fasiliti	Facility name • eg: Hospital Sultanah Fatimah Muar
c	Kod Fasiliti	Each facility has their own facility code
d	Unit	Location – Inpatient Pharmacy/ Outpatient Pharmacy Group by dispensed location
e	Total Number of Prescription Received	Total number of prescription received from farmasi bekalan wad, famasi klinik pakar, unit farmasi kecemasan and unit farmasi satelit
f	Total No of Prescription Counter-Checked	The total of prescriptions prepared by a pharmacist or pharmacist assistant for that month
g	No.Of Prescription Wrongly Filled and Detected before Dispensing	Multiple errors in one prescription are counted as one prescription with error
h	No.Of Errors Require Correction	The total of prescriptions that checked and needs correction
i	Percentage of Prescription Wrongly Filled and Detected Before Dispensing	The total of prescriptions prepared by a pharmacist or pharmacist assistant for that month that been detected to have correction

Table 3.22-1 Percentage Of Prescriptions Wrongly Filled And Detected Before Dispensing To The Total Number Of Prescriptions Counter – Checked

3.23 Percentage of Toxicity Cases Interpreted & Recommendations Communicated Within 2 Hours to Requesting Doctor

Refer to section 3.1 PhIS Pharmacy Reports and follow **STEP 1** and **STEP 2**

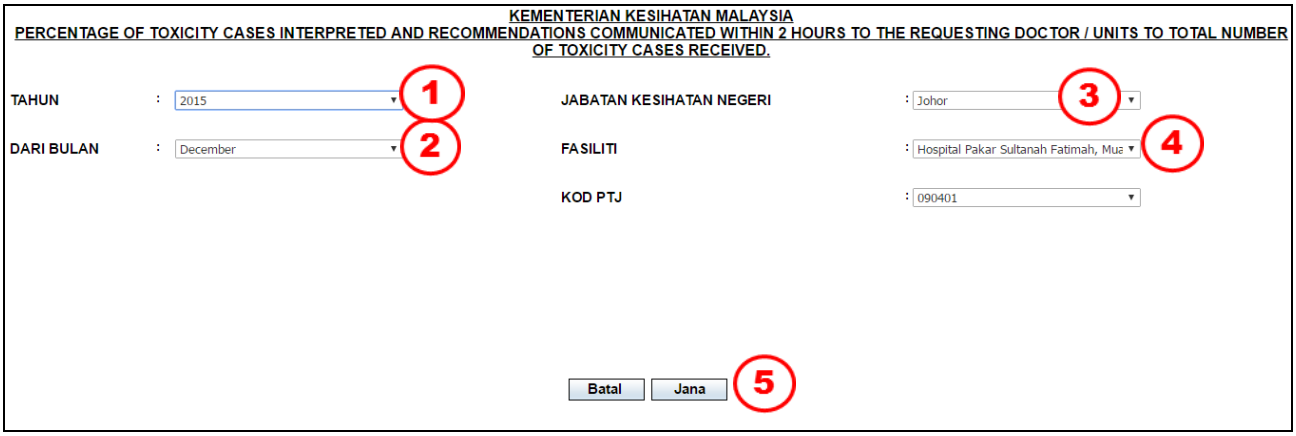

Figure 3.23-1 Percentage Of Toxicity Cases Interpreted & Recommendations Communicated Within 2 Hours To Requesting Doctor

STEP 1
Click on '***Tahun***' dropdown to choose the year

STEP 2
Click on '***Dari Bulan***' dropdown to choose the month

STEP 3
Click on '***Jabatan Kesihatan Negeri'*** dropdown to choose the state

STEP 4
Click on '***Fasiliti***' dropdown to choose the facility

Note
*Each user will have different '**Jabatan Kesihatan Negeri',** '**Fasiliti**' and '**Kod PTJ'.***

STEP 5
Click on the **Jana** button to generate the report

Note
Click on the **Batal** *button to cancel it.*

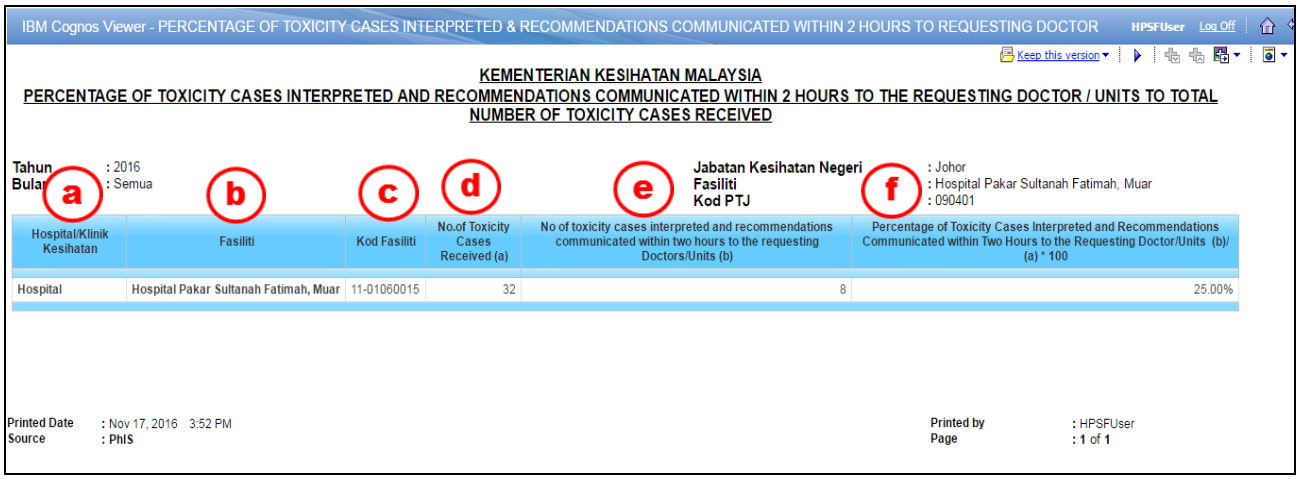

IBM Cognos Viewer - PERCENTAGE OF TOXICITY CASES INTERPRETED & RECOMMENDATIONS COMMUNICATED WITHIN 2 HOURS TO REQUESTING DOCTOR HPSFUser Log Off

Keep this version

KEMENTERIAN KESIHATAN MALAYSIA

PERCENTAGE OF TOXICITY CASES INTERPRETED AND RECOMMENDATIONS COMMUNICATED WITHIN 2 HOURS TO THE REQUESTING DOCTOR / UNITS TO TOTAL NUMBER OF TOXICITY CASES RECEIVED

Tahun : 2016
Bulan : Semua

Jabatan Kesihatan Negeri : Johor
Fasiliti : Hospital Pakar Sultanah Fatimah, Muar
Kod PTJ : 090401

a Hospital/Klinik Kesihatan	b Fasiliti	c Kod Fasiliti	d No.of Toxicity Cases Received (a)	e No of toxicity cases interpreted and recommendations communicated within two hours to the requesting Doctors/Units (b)	f Percentage of Toxicity Cases Interpreted and Recommendations Communicated within Two Hours to the Requesting Doctor/Units (b)/(a) * 100
Hospital	Hospital Pakar Sultanah Fatimah, Muar	11-01060015	32	8	25.00%

Printed Date : Nov 17, 2016 3:52 PM
Source : PhIS

Printed by : HPSFUser
Page : 1 of 1

Figure 3.23-2 Percentage Of Toxicity Cases Interpreted & Recommendations Communicated Within 2 Hours To Requesting Doctor

The 'Percentage Of Toxicity Cases Interpreted & Recommendations Communicated Within 2 Hours To Requesting Doctorconsist' of:

No	Field	Description
a	Hospital/Klinik Kesihatan	It will be based on the facility type: - Hospital - Klinik Kesihatan
b	Fasiliti	Facility name eg: Hospital Sultanah Fatimah Muar
c	Kod Fasiliti	Each facility has their own facility code
d	No. of Toxicity Cases Received (a)	All TDM Order with indication request is alleged overdose/ suspected toxicity with or without signs and symptoms of toxicity.
e	No of toxicity cases interpreted and recommendations communicated within two hours to the requesting Doctors/Unit (b)	The time when the form/ sample received by pharmacist until the time when results and recommendation are conveyed (either verbally or in written format) to the requesting Doctor / Unit.
f	Percentage of Toxicity Cases Interpreted and Recommendation communicated within two hours to the requesting Doctors/Unit (b)/(a)*100	100% of the toxicity cases recommendations communicated to the requesting Doctor/ unit within 2 hours.

Table 3.23-1 Percentage Of Toxicity Cases Interpreted & Recommendations Communicated Within 2 Hours To Requesting Doctor

3.24 Prescription Dispensed Report

Refer to section 3.1 PhIS Pharmacy Reports and follow **STEP 1** and **STEP 2**

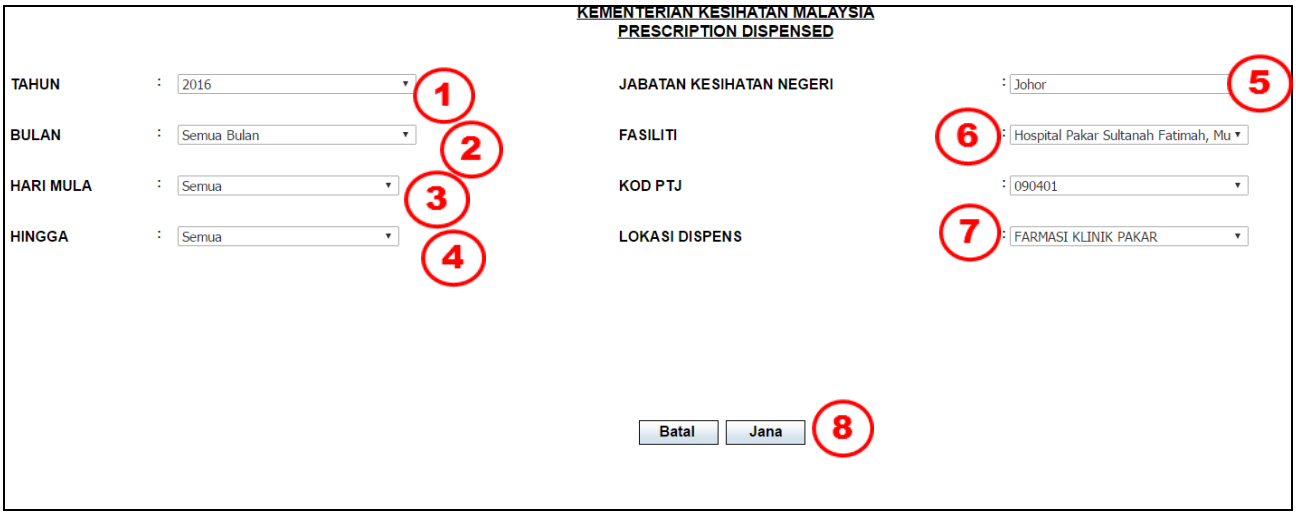

Figure 3.24-1 Prescription Dispensed

STEP 1
Click on '***Tahun***' dropdown to choose the year

STEP 2
Click on '***Bulan***' dropdown to choose the month

STEP 3
Click on '***Hari Mula***' dropdown to choose the date

STEP 4
Click on '**Hingga**' dropdown to choose the end date

STEP 5
Click on '***Jabatan Kesihatan Negeri'*** dropdown to choose the state

STEP 6
Click on '***Fasiliti***' dropdown to choose the facility

Note
*Each user will have different '**Jabatan Kesihatan Negeri',** '**Fasiliti**' and '**Kod PTJ'.***

STEP 7
Click on '***Lokasi Dispens*** ' dropdown to choose the location to dispens

STEP 8
Click on the **Jana** button to generate the report

Note
Click on the **Batal** *button to cancel it.*

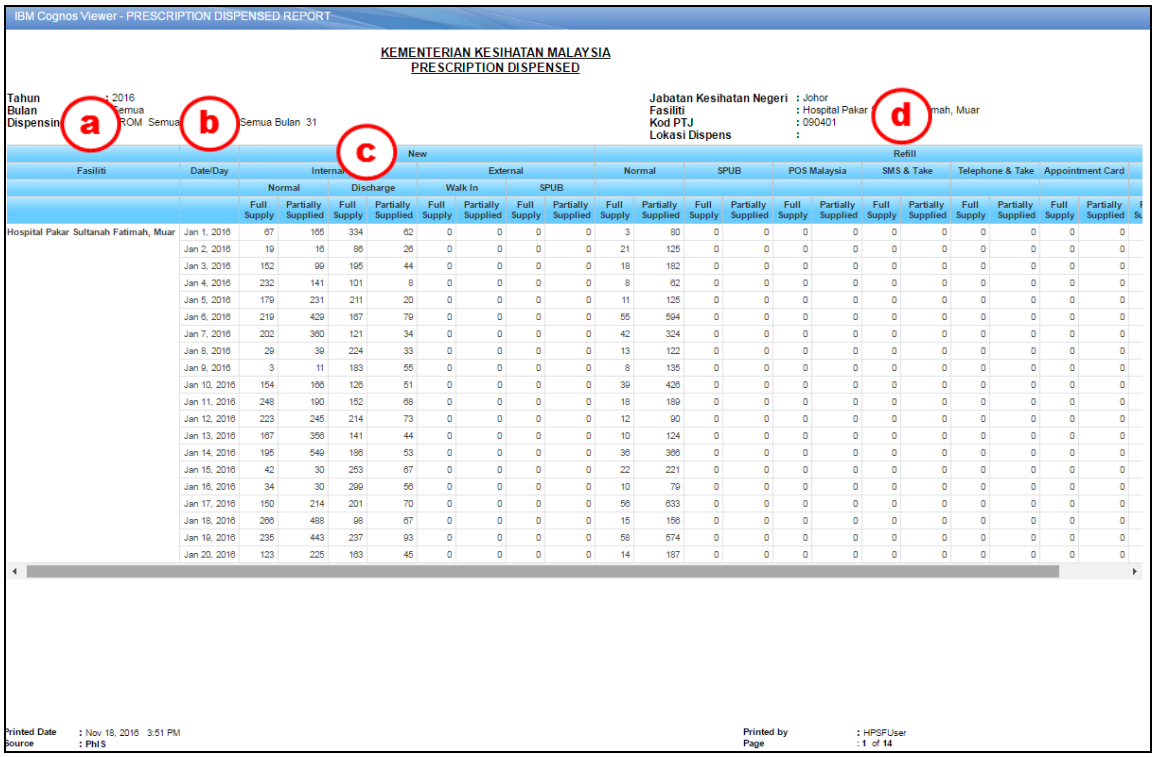

IBM Cognos Viewer - PRESCRIPTION DISPENSED REPORT

KEMENTERIAN KESIHATAN MALAYSIA
PRESCRIPTION DISPENSED

Tahun : 2016
Bulan : Semua
Dispensing : FROM Semua Semua Bulan 31

Jabatan Kesihatan Negeri : Johor
Fasiliti : Hospital Pakar Sultanah Fatimah, Muar
Kod PTJ : 090401
Lokasi Dispens :

Fasiliti	Date/Day	New								Refill											
		Internal				External				Normal		SPUB		POS Malaysia		SMS & Take		Telephone & Take		Appointment Card	
		Normal		Discharge		Walk In		SPUB													
		Full Supply	Partially Supplied	Full Supply	Partially Supplied	Full Supply	Partially Supplied	Full Supply	Partially Supplied	Full Supply	Partially Supplied	Full Supply	Partially Supplied	Full Supply	Partially Supplied	Full Supply	Partially Supplied	Full Supply	Partially Supplied	Full Supply	Partially Supplied
Hospital Pakar Sultanah Fatimah, Muar	Jan 1, 2016	67	165	334	62	0	0	0	0	3	80	0	0	0	0	0	0	0	0	0	0
	Jan 2, 2016	19	16	86	26	0	0	0	0	21	125	0	0	0	0	0	0	0	0	0	0
	Jan 3, 2016	152	99	195	44	0	0	0	0	18	182	0	0	0	0	0	0	0	0	0	0
	Jan 4, 2016	232	141	101	8	0	0	0	0	8	62	0	0	0	0	0	0	0	0	0	0
	Jan 5, 2016	179	231	211	20	0	0	0	0	11	125	0	0	0	0	0	0	0	0	0	0
	Jan 6, 2016	219	429	167	79	0	0	0	0	55	594	0	0	0	0	0	0	0	0	0	0
	Jan 7, 2016	202	360	121	34	0	0	0	0	42	324	0	0	0	0	0	0	0	0	0	0
	Jan 8, 2016	29	39	224	33	0	0	0	0	13	122	0	0	0	0	0	0	0	0	0	0
	Jan 9, 2016	3	11	183	55	0	0	0	0	8	135	0	0	0	0	0	0	0	0	0	0
	Jan 10, 2016	154	166	126	51	0	0	0	0	39	426	0	0	0	0	0	0	0	0	0	0
	Jan 11, 2016	248	190	152	68	0	0	0	0	18	189	0	0	0	0	0	0	0	0	0	0
	Jan 12, 2016	223	245	214	73	0	0	0	0	12	90	0	0	0	0	0	0	0	0	0	0
	Jan 13, 2016	167	356	141	44	0	0	0	0	10	124	0	0	0	0	0	0	0	0	0	0
	Jan 14, 2016	195	549	186	53	0	0	0	0	36	366	0	0	0	0	0	0	0	0	0	0
	Jan 15, 2016	42	30	253	67	0	0	0	0	22	221	0	0	0	0	0	0	0	0	0	0
	Jan 16, 2016	34	30	299	56	0	0	0	0	10	79	0	0	0	0	0	0	0	0	0	0
	Jan 17, 2016	150	214	201	70	0	0	0	0	56	633	0	0	0	0	0	0	0	0	0	0
	Jan 18, 2016	266	488	98	67	0	0	0	0	15	156	0	0	0	0	0	0	0	0	0	0
	Jan 19, 2016	235	443	237	93	0	0	0	0	58	574	0	0	0	0	0	0	0	0	0	0
	Jan 20, 2016	123	225	163	45	0	0	0	0	14	187	0	0	0	0	0	0	0	0	0	0

Printed Date : Nov 18, 2016 3:51 PM
Source : PhIS
Printed by : HPSFUser
Page : 1 of 14

Figure 3.24-2 Prescription Dispensed

The 'Prescription Dispensed' consist of:

No	Field	Description
a	Fasiliti	Facility name eg: Hospital Sultanah Fatimah Muar
b	Date/day	Date and day of prescription dispensed
c	New	
	Internal • full supply • partially supply	New supply for the selected duration including full and partially supply
	Discharge • full supply • partially supply	Discharge medication including full and partially supply
	External	
	Walk in • full supply	Walk in to pharmacy including full and partially supply

	• partially supply	
	SPUB • full supply • partially supply	SPUB from other facility including full and partially supply
d	Refill	
	• Normal	Prescription dispensed at pharmacy counter for previous partially supply
	• SPUB	SPUB from other facility including full and partially supply
	• Pos Malaysia	The medication will be sent by post
	• SMS & Take	Patient request to collect their medications via SMS and collection can be done through counter or drive through
	• Telephone & Take	Patients request to collect their medications via phone call ad collection can be done through counter or drive through
	• Appointment Card	Patient take medication based on appointment card
	• Other	Prescription taken other than the above method

Table 3.24-1 Prescription Dispensed

4.0 PhIS Inventory Reports

Overview

PhIS Inventory Reports allows user to perform and generate statistic, analysis reports and enquiries based on the available data cubes and dimensions. This report module shall include the management and operational data management of Hospital/Clinic, Jabatan Kesihatan Negeri(JKN) and Headquarters(HQ).

User Group

This module is for:

a) HQ user – Able to view summary and details (if required) report for all state
b) State user – Able to view summary and details report for all facility within the sate
c) Facility user – View summary and details report for their facility only
d) PKD user – Able to view summary and details report for all facility within the PKD

Functional Diagram

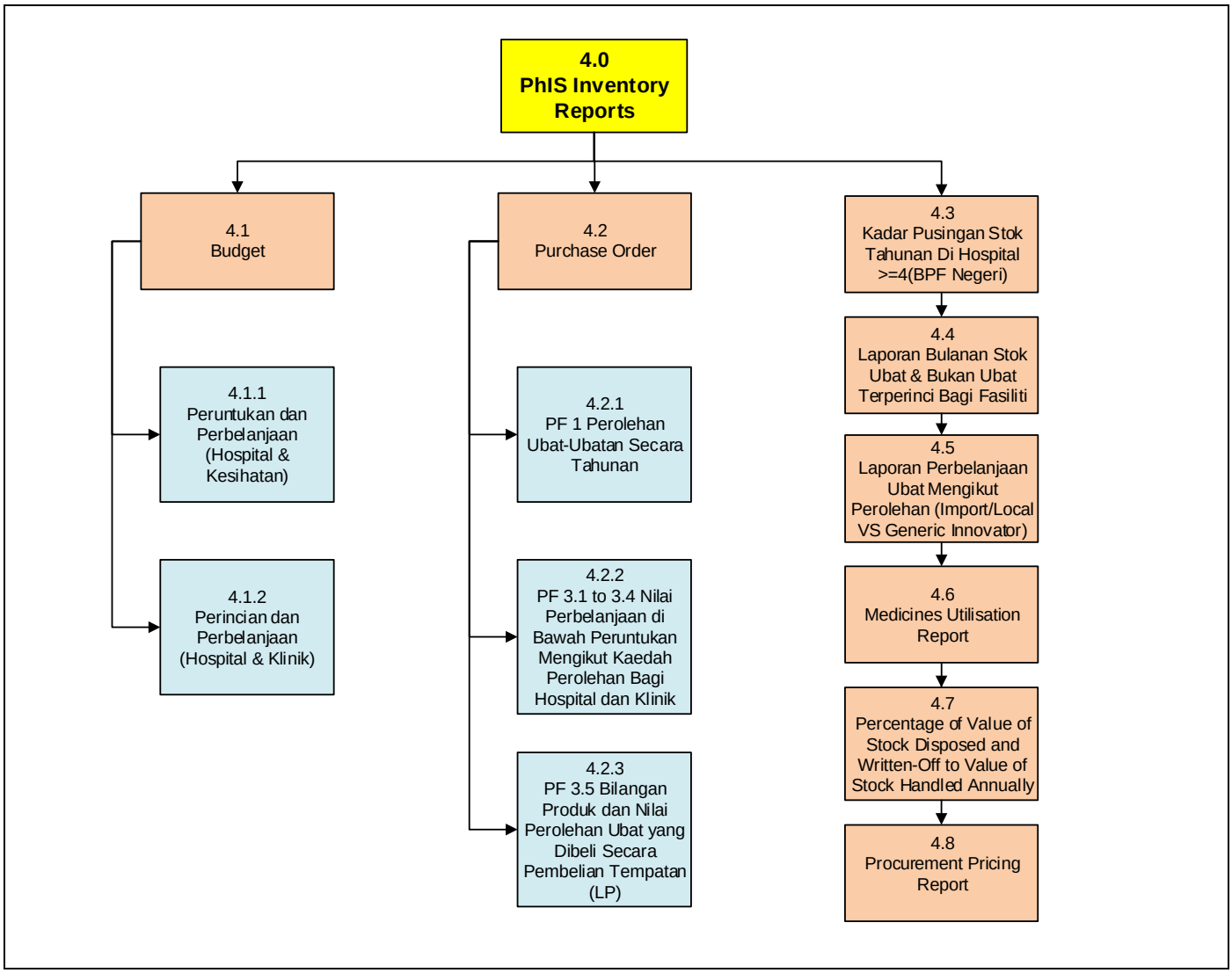

Figure 4.0

Functional Description

PhIS Inventory Reports consist of two (2) main modules:

- **Budget**
  There are two (2) reports under Budget modules:
  a) Peruntukan dan Perbelanjaan (Hospital & Kesihatan)
  b) Perincian dan Perbelanjaan (Hospital & Klinik)

- **Purchase Order**
  There are three (3) reports under Purchase Order modules:
  a) PF 1 Perolehan Ubat-Ubatan Secara Tahunan
  b) PF 3.1 to 3.4 Nilai Perbelanjaan Di Bawah Peruntukan Mengikut Kaedah Perolehan Bagi Hospital dan Klinik
  c) PF 3.5 Bilangan Produk dan Nilai Perolehan Ubat yang Dibeli Secara Pembelian Tempatan (LP)

- **Kadar Pusingan Stok Tahunan Di Hospital >=4(BPF Negeri)**

- **Laporan Bulanan Stok Ubat & Bukan Ubat Terperinci Bagi Fasiliti**

- **Laporan Perbelanjaan Ubat Mengikut Perolehan (Import/Local VS Generic Innovator)**

- **Medicines Utilisation Report**

- **Percentage of Value of Stock Disposed and Written-Off to Value of Stock Handled Annually**

- **Procurement Pricing Report**

4.1 Budget

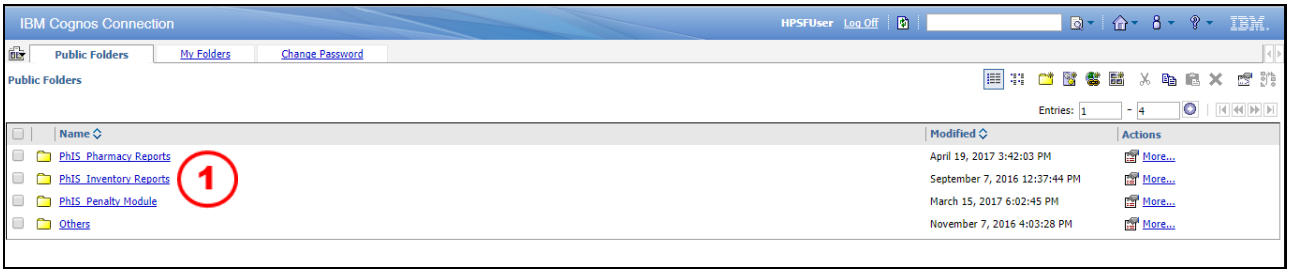

Figure 4.1-1 IBM Cognos Connection: PhIS Inventory Reports

STEP 1

Click on the ***PhIS Inventory Reports*** folder and new screen will be displayed as Figure 4.1-2

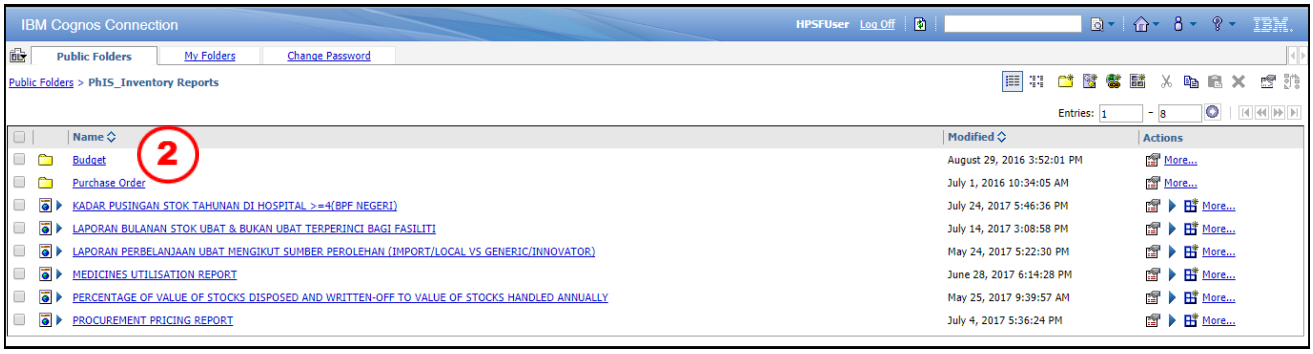

Figure 4.1-2 IBM Cognos Connection: Budget

STEP 2

Click on the ***Budget*** folder and new screen will be displayed as Figure 4.1-3

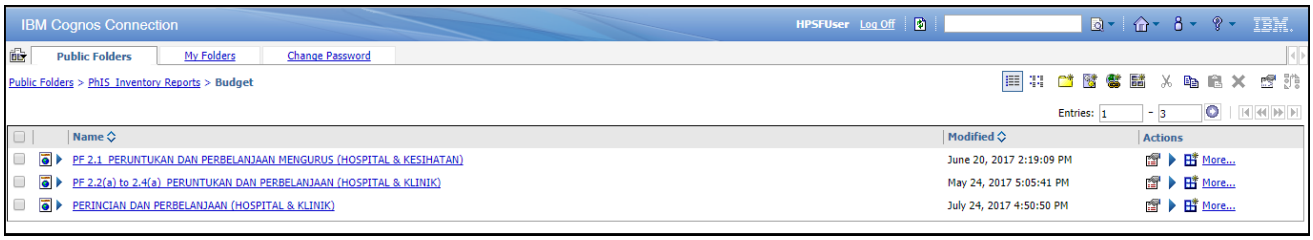

Figure 4.1-3 IBM Cognos Connection: Budget

Note

There are two (2) reports under Budget section:

- *Peruntukan dan Perbelanjaan (Hospital & Kesihatan)*
- *Perincian dan Perbelanjaan (Hospital & Klinik)*

4.1.1 Peruntukan dan Perbelanjaan (Hospital & Kesihatan)

Refer to section 4.1 Budget and follow **STEP 1** to **STEP 2**

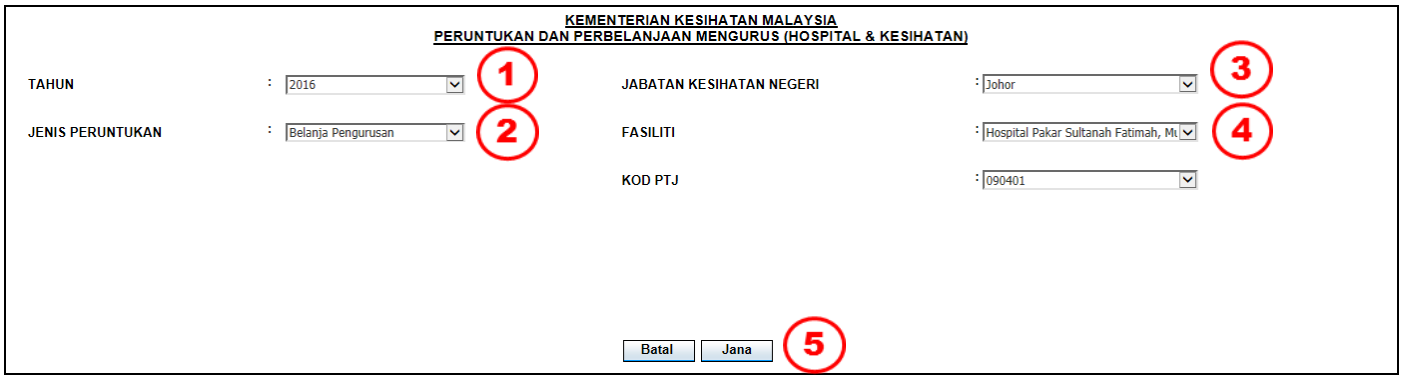

Figure 4.1.1-1 Peruntukan dan Perbelanjaan (Hospital & Kesihatan*)*

STEP 1
Click on ***'Tahun'*** dropdown to choose the year

STEP 2
Click on ***'Jenis Peruntukan'*** dropdown:
- *Semua Jenis Peruntukan*
- *Belanja Pengurusan*

STEP 3
Click on ***'Jabatan Kesihatan Negeri'*** dropdown to choose the state

STEP 4
Click on ***'Fasiliti'*** dropdown to choose the facility

Note
*Each user will have different '**Jabatan Kesihatan Negeri',** '**Fasiliti**' and '**Kod PTJ'.***

STEP 5
Click on the **Jana** button to generate the report

Note
- *Report will be generated as Figure 4.1.1-2.*
- *Click on the* **Batal** *button to cancel it.*

KEMENTERIAN KESIHATAN MALAYSIA
PERUNTUKAN DAN PERBELANJAAN MENGURUS (HOSPITAL & KESIHATAN)

Tahun : 2016
Jenis P a n : Belanja Peng b
c
d
Jabatan Kesihatan e
Fasiliti f
Kod PTJ g
h

HOSPITAL / KESIHATAN	JENIS PERUNTUKAN	OBJEK LANJUT	PERUNTUKAN YANG DILULUSKAN (RM)			PENDING LPO	PERBELANJAAN BERSIH	TANGGUNGAN	BAKI PERUNTUKAN
						PERUNTUKAN MENGURUS (OPERATING PROVISIONS)			
			ET (a) (RM)	TAMBAHAN /PINDAHAN (b)(RM)	JUMLAH PERUNTUKAN (c) (a+b = c) (RM)	(d) (RM)	(e) (RM)	(f) (RM)	g=(c-d-e-f) (RM)
Hospital Pakar Sultanah Fatimah, Muar	Belanja Mengurus	27401	9,967,279.00	10,986,600.00	20,953,879.00	455,064.10	3,967,422.13	12,113,149.15	4,418,243.62
		27404	4,000.00	2,000.00	6,000.00	0.00	2,784.00	1,794.65	1,421.35
		DRUG - JUMLAH	9,971,279.00	10,988,600.00	20,959,879.00	455,064.10	3,970,206.13	12,114,943.80	4,419,664.97
		27402	660,000.00	85,000.00	745,000.00	11,700.00	0.00	179,764.60	553,535.40
		27403	1,887,900.00	1,690,600.00	3,578,500.00	3,292.00	18,683.50	56,464.48	3,500,060.02
		27499	5,417,400.00	1,328,801.00	6,746,201.00	228,787.56	1,764,349.13	1,431,966.38	3,321,097.93
		27501	80,000.00	0.00	80,000.00	17,997.40	43,569.60	1,510.90	16,922.10
		NON-DRUG - JUMLAH	8,045,300.00	3,104,401.00	11,149,701.00	261,776.96	1,826,602.23	1,669,706.36	7,391,615.45
JUMLAH :			18,016,579.00	14,093,001.00	32,109,580.00	716,841.06	5,796,808.36	13,784,650.16	11,811,280.42

Printed Date : Jan 13, 2017 10:57 AM
Source : PhIS
Printed by : HPSFUser
Page : 1 of 1

Figure 4.1.1-2 Peruntukan dan Perbelanjaan (Hospital & Kesihatan)

The 'Peruntukan dan Perbelanjaan (Hospital & Kesihatan)' consist of:

No	Field	Description
a	Hospital / Kesihatan	Facility name that belongs to the selected State/PTJ Code/Facility.
b	Jenis Peruntukan	Type of the allocation
c	Objek Lanjut	• Filter by all active vote code with budget allocation based on selected budget type, financial year and facility.. • Display Object Code that has performed allocation (First Allocation + Additional Allocation) / virement (+Virement In / –Virement out) / deduction (-deduction) transaction for the selected facility.
d	Peruntukan yang Diluluskan (RM)	
	• ET (a) (RM)	• Opening allocation named as First allocation of all vote code group by object code for selected budget type and facility. • Accumulated amount of allocation for the respective object code that have been approved only. • Transaction will be retrieved from budget table based on selected financial year.
	• Tambahan/Pindahan (b) (RM)	• Calculate (+ additional Allocation), (- Deduction) and Virement (+ Virement in / –Virement out). • Calculated based on selected facility and group by object code.

		• Transaction will be retrieved from budget table based on selected financial year.
	• Jumlah Peruntukan (c) (a+b=c)	• Calculated based on selected facility and group by object code for all active vote code. • Jumlah Peruntukan = (ET) + (+ Tambahan / + Pindahan masuk / - Pindahan keluar)
e	Pending LPO (d) (RM)	• Accumulated amount of Pending Amount from active vote code for the respective object code. • Transaction will be retrieved from budget table based on selected financial year.
f	Perbelanjaan Bersih (e) (RM)	• Accumulated amount of Utilized Amount from active vote code for the respective object code. • Transaction will be retrieved from budget table based on selected financial year.
g	Tanggungan (f) (RM)	• Accumulated amount of Liability Amount from active vote code for the respective object code. • Transaction will be retrieved from budget table based on selected financial year.
h	Baki Peruntukan g=(c-d-e-f) (RM)	• Culculated by selected facility and group by object code of all active vote code. • Baki Peruntukan = (Jumlah Peruntukan) – (Pending LPO) – (Perbelanjaan Bersih) – (Tanggungan)

Table 4.1.1-1 Peruntukan dan Perbelanjaan (Hospital & Kesihatan)

4.1.2 Perincian dan Perbelanjaan (Hospital & Klinik)

Refer to section 4.1 Budget and follow **STEP 1** to **STEP 2**

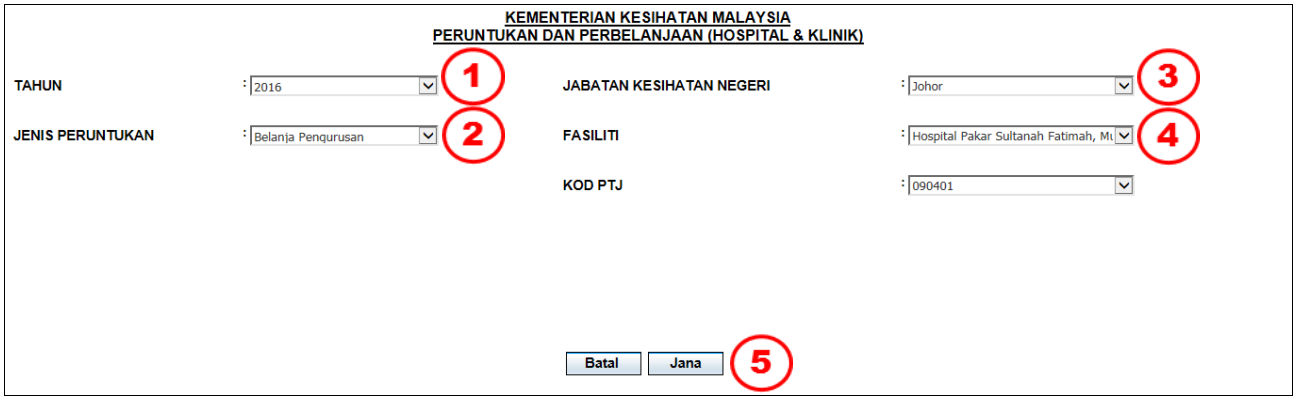

Figure 4.1.2-1 Peruntukan dan Perbelanjaan (Hospital & Klinik)

STEP 1
Click on ***'Tahun'*** dropdown to choose the year

STEP 2
Click on ***'Jenis Peruntukan'*** dropdown:

- *Semua Jenis Peruntukan*
- *Belanja Pengurusan*
- *Dasar Baru*
- One Off
- *Pembangunan*

STEP 3
Click on ***'Jabatan Kesihatan Negeri'*** dropdown to choose the state

STEP 4
Click on ***'Fasiliti'*** dropdown to choose the facility

Note
*Each user will have different '**Jabatan Kesihatan Negeri'**, '**Fasiliti**' and '**Kod PTJ'**.*

STEP 5
Click on the **Jana** button to generate the report

Note
Click on the **Batal** *button to cancel it.*

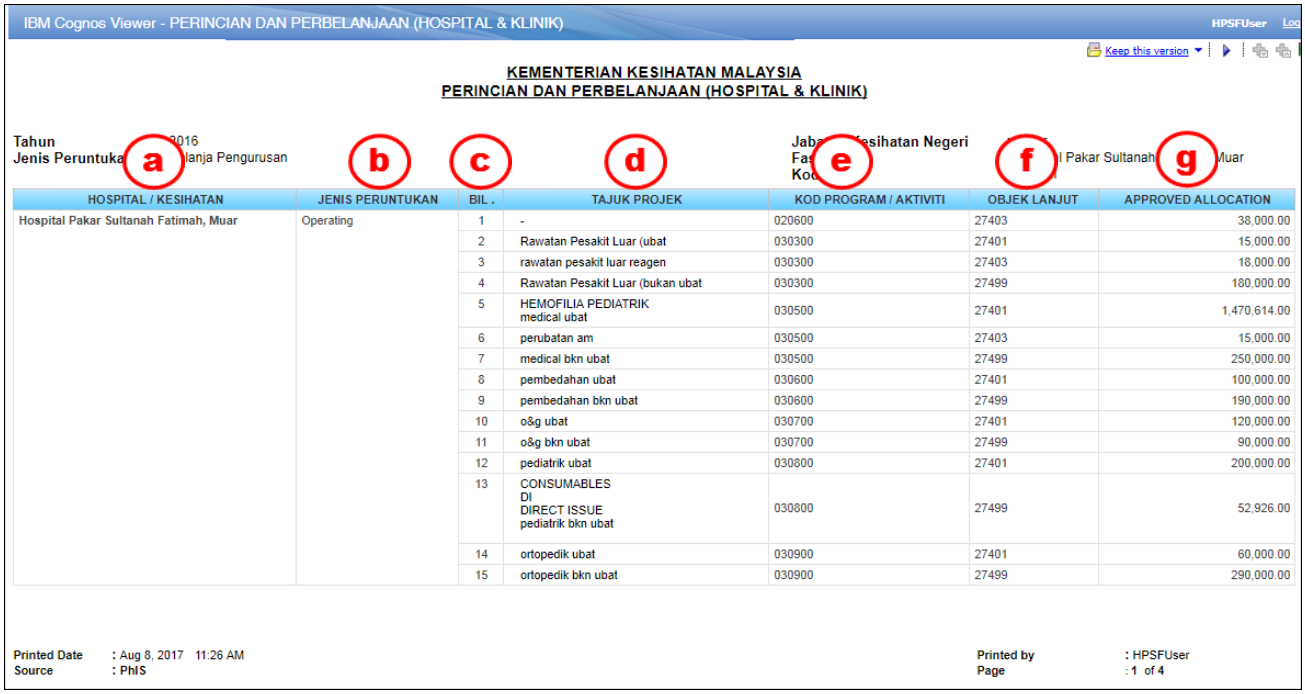

IBM Cognos Viewer - PERINCIAN DAN PERBELANJAAN (HOSPITAL & KLINIK)

KEMENTERIAN KESIHATAN MALAYSIA
PERINCIAN DAN PERBELANJAAN (HOSPITAL & KLINIK)

Tahun 2016
Jenis Peruntuka a lanja Pengurusan b c d
Jaba esihatan Negeri
Fa e f l Pakar Sultanah g Muar
Kod

HOSPITAL / KESIHATAN	JENIS PERUNTUKAN	BIL .	TAJUK PROJEK	KOD PROGRAM / AKTIVITI	OBJEK LANJUT	APPROVED ALLOCATION
Hospital Pakar Sultanah Fatimah, Muar	Operating	1	-	020600	27403	38,000.00
		2	Rawatan Pesakit Luar (ubat	030300	27401	15,000.00
		3	rawatan pesakit luar reagen	030300	27403	18,000.00
		4	Rawatan Pesakit Luar (bukan ubat	030300	27499	180,000.00
		5	HEMOFILIA PEDIATRIK medical ubat	030500	27401	1,470,614.00
		6	perubatan am	030500	27403	15,000.00
		7	medical bkn ubat	030500	27499	250,000.00
		8	pembedahan ubat	030600	27401	100,000.00
		9	pembedahan bkn ubat	030600	27499	190,000.00
		10	o&g ubat	030700	27401	120,000.00
		11	o&g bkn ubat	030700	27499	90,000.00
		12	pediatrik ubat	030800	27401	200,000.00
		13	CONSUMABLES DI DIRECT ISSUE pediatrik bkn ubat	030800	27499	52,926.00
		14	ortopedik ubat	030900	27401	60,000.00
		15	ortopedik bkn ubat	030900	27499	290,000.00

Printed Date : Aug 8, 2017 11:26 AM
Source : PhIS
Printed by : HPSFUser
Page : 1 of 4

Figure 4.1.2-2 Perincian dan Perbelanjaan (Hospital & Klinik)

The 'Peruntukan dan Perbelanjaan (Hospital & Klinik)' consist of:

No	Field	Description
a	Hospital / Kesihatan	Facility name that belongs to the selected State/PTJ Code/Facility.
b	Jenis Peruntukan	Type of the allocation.
c	Bil	Running number or sequence number.
d	Tajuk Projek	• Project Title for each budget allocation, deducation and virement transaction. • Filter by all active vote code with budget allocation based on selected budget type, financial year, quarterly and facility.
e	Kod Program / Aktiviti	• Activity code are from vote code • Filter by all active vote code with budget allocation based on selected budget type, financial year, quarterly and facility.
f	Objek Lanjut	• Object code are from vote code • Filter by all active vote code with budget allocation based on selected budget type, financial year, quarterly and facility.

g	Approved Allocation	• Calculated First Allocation (+ Opening Budget), (+ Additional allocation), (- Deduction) and Virement (+ Virement in / -Virement out). • Culculated based on selected budget type, facility and group by object code and activity code of all active vote code.

Table 4.1.2-1 Perincian dan Perbelanjaan (Hospital & Klinik)

4.2 Purchase Order

4.2.1 PF 1 Perolehan Ubat-Ubatan Secara Tahunan

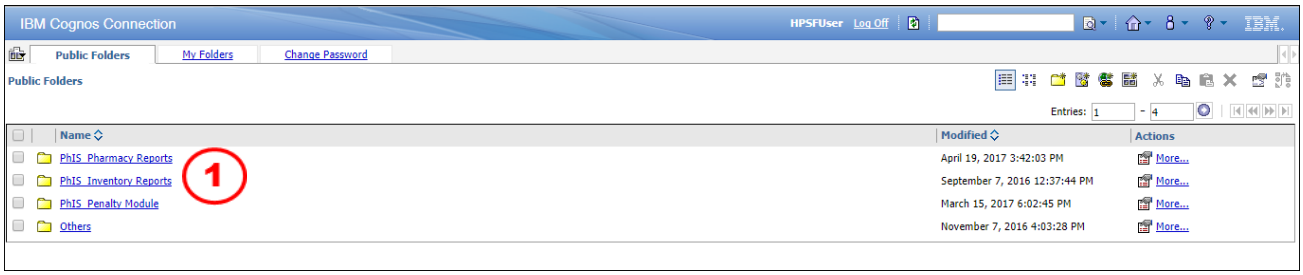

Figure 4.2.1-1 IBM Cognos Connection: PhIS Inventory Reports

STEP 1

Click on ‘***PhIS Inventory Reports***’ folder and new screen will be displayed as Figure 4.2.1-2

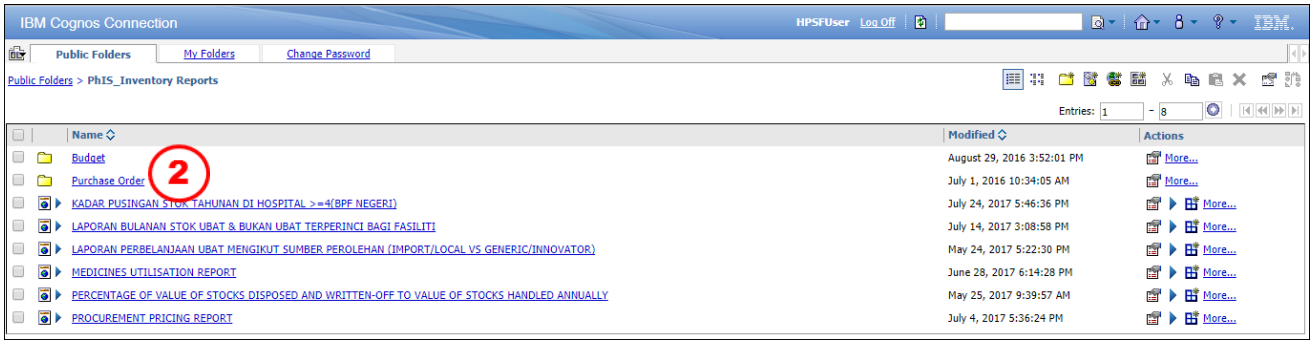

Figure 4.2.1-2 PF 1 IBM Cognos Connection: Purchase Order

STEP 2

Click on ‘***Purchase Order***’ folder and new screen will be displayed as Figure 4.2.1-3

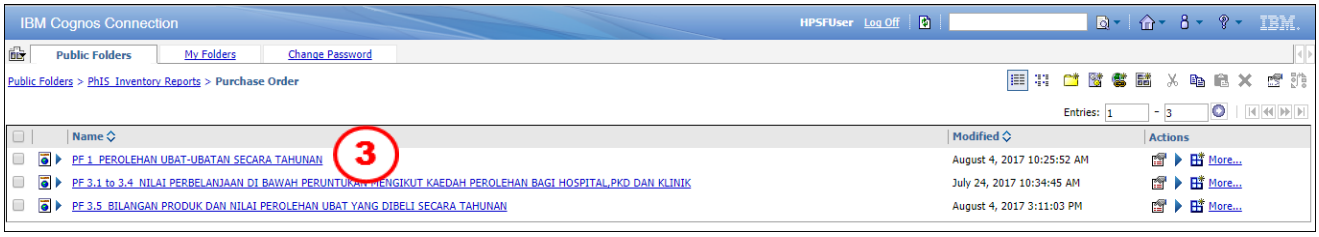

Figure 4.2.1-3 PF 1 Perolehan Ubat-Ubatan Secara Tahunan

STEP 3

Click on ‘***PF_1 Perolehan Ubat-Ubatan Secara Tahunan’***

Note
There are three (3) reports under Purchase Order section:

- *PF 1 Perolehan Ubat-Ubatan Secara Tahunan*
- *PF 3.1 to 3.4 Nilai Perbelanjaan Di Bawah Peruntukan Mengikut Kaedah Perolehan Bagi Hospital, PKD dan Klinik*
- *PF 3.5 Bilangan Produk dan Nilai Perolehan Ubat Yang Dibeli Secara Tahunan*

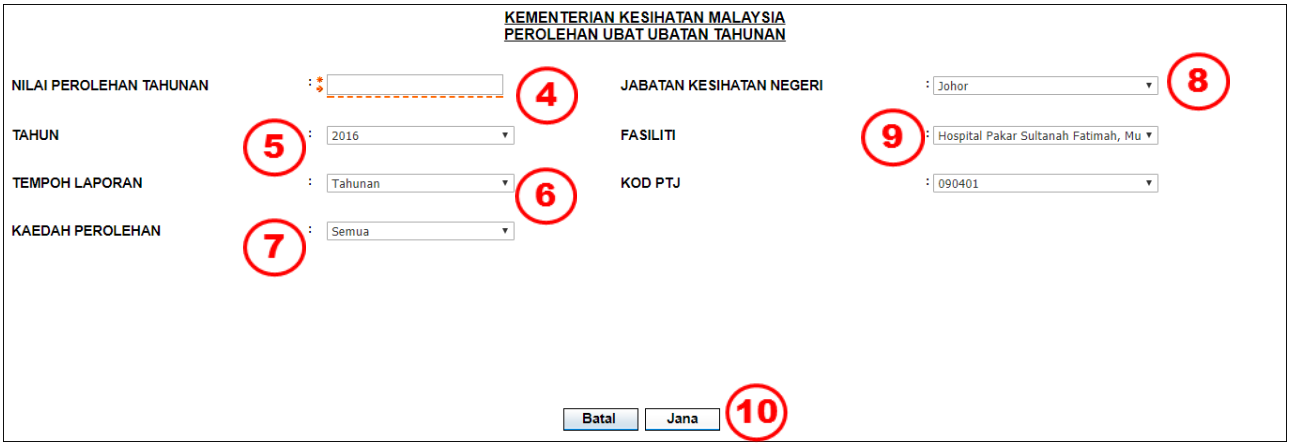

Figure 4.2.1-4 PF 1 Perolehan Ubat-Ubatan Secara Tahunan

STEP 4
Enter value in '***Nilai Perolehan Tahunan***'

STEP 5
Click on '***Tahun'*** dropdown to choose the year

STEP 6
Click on '***Tempoh Laporan'*** dropdown to choose either Yearly, First Half Year or Second Half Year

STEP 7
Click on '***Kaedah Perolehan'*** dropdown to choose either Semua, Konsesi, Kontrak or Pembelian Tempatan

STEP 8
Click on '***Jabatan Kesihatan Negeri'*** dropdown to choose the state

STEP 9
Click on '***Fasiliti'*** dropdown to choose the facility

Note
*Each user will have different '**Jabatan Kesihatan Negeri'**, '**Fasiliti**' and '**Kod PTJ'**.*

STEP 10
Click on the [Jana] button to generate the report

Note
Click on the [Batal] button to cancel it.

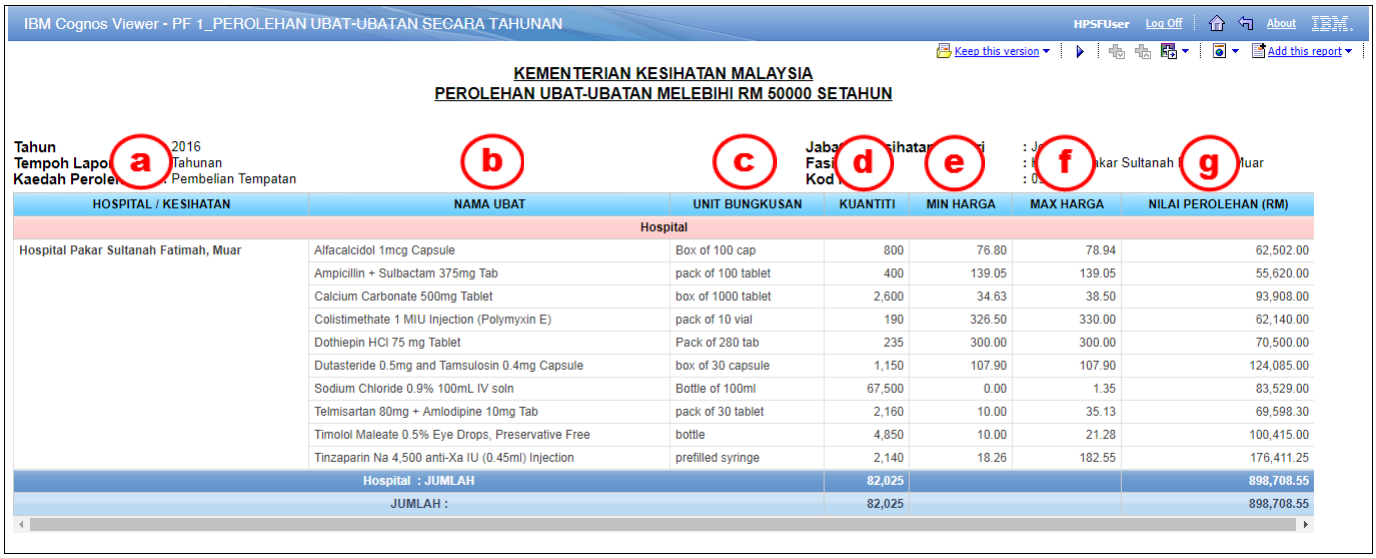

HOSPITAL / KESIHATAN	NAMA UBAT	UNIT BUNGKUSAN	KUANTITI	MIN HARGA	MAX HARGA	NILAI PEROLEHAN (RM)
Hospital						
Hospital Pakar Sultanah Fatimah, Muar	Alfacalcidol 1mcg Capsule	Box of 100 cap	800	76.80	78.94	62,502.00
	Ampicillin + Sulbactam 375mg Tab	pack of 100 tablet	400	139.05	139.05	55,620.00
	Calcium Carbonate 500mg Tablet	box of 1000 tablet	2,600	34.63	38.50	93,908.00
	Colistimethate 1 MIU Injection (Polymyxin E)	pack of 10 vial	190	326.50	330.00	62,140.00
	Dothiepin HCl 75 mg Tablet	Pack of 280 tab	235	300.00	300.00	70,500.00
	Dutasteride 0.5mg and Tamsulosin 0.4mg Capsule	box of 30 capsule	1,150	107.90	107.90	124,085.00
	Sodium Chloride 0.9% 100mL IV soln	Bottle of 100ml	67,500	0.00	1.35	83,529.00
	Telmisartan 80mg + Amlodipine 10mg Tab	pack of 30 tablet	2,160	10.00	35.13	69,598.30
	Timolol Maleate 0.5% Eye Drops, Preservative Free	bottle	4,850	10.00	21.28	100,415.00
	Tinzaparin Na 4,500 anti-Xa IU (0.45ml) Injection	prefilled syringe	2,140	18.26	182.55	176,411.25
Hospital : JUMLAH			82,025			898,708.55
JUMLAH :			82,025			898,708.55

Figure 4.2.1-5 Nilai PF 1_Perolehan Ubat-Ubatan Secara Tahunan

The 'Nilai PF 1 Perolehan Ubat-Ubatan Secara Tahunan' consist of:

No	Field	Description
a	Hospital/ Klinik Kesihatan	Facility name that belongs to the selected State/PTJ Code/Facility
b	Nama Ubat	Item name
c	Unit Bungkusan	Packaging Description of Item
d	Kuantiti	Accumulative quantity purchased
e	Min Harga	Min unit price have been purchase.
f	Max Harga	Max unit price have been purchase.
g	Nilai Perolehan	• Display accumulated purchase amount of item purchase type = APPL with status = eP approved for the respective object code and budget • For item purchase type = LP and Contract, displays accumulated of order amount for the respective year and period is more than value entered in "Nilai Perolehan" • PO status = eP Approved and Item is not "Reject" or "Cancel"

Table 4.2.1-1 PF 1 Perolehan Ubat-Ubatan Secara Tahunan

4.2.2 PF 3.1 to 3.4 Nilai Perbelanjaan Di Bawah Peruntukan Mengikut Kaedah Perolehan Bagi Hospital, PKD dan Klinik

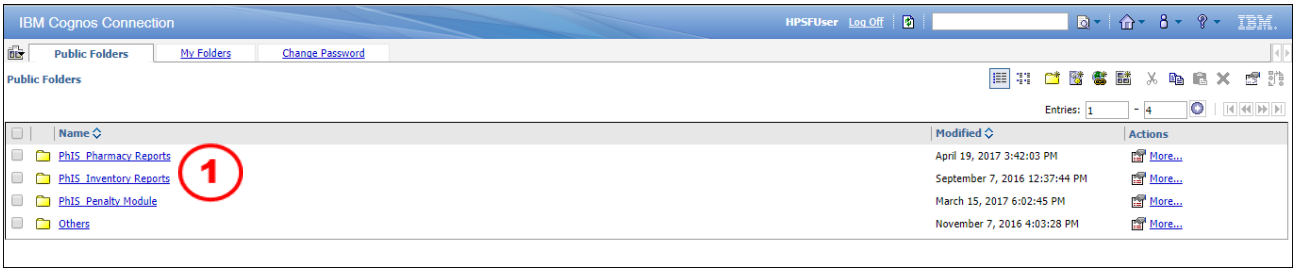

Figure 4.2.2-1 IBM Cognos Connection: PhIS Inventory Reports

STEP 1

Click on ‘***PhIS Inventory Reports***’ folder and new screen will be displayed as Figure 4.2.2-2

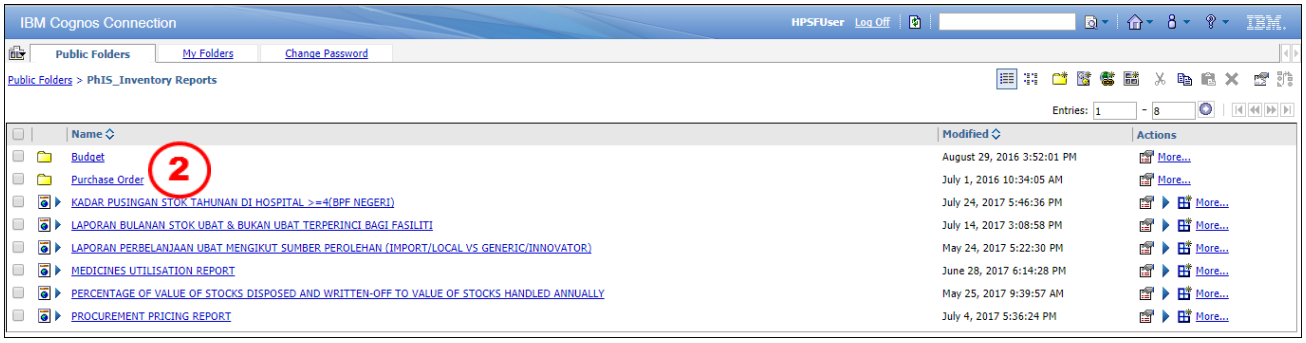

Figure 4.2.2-2 IBM Cognos Connection: Purchase Order

STEP 2

Click on ‘***Purchase Order***’ folder and new screen will be displayed as Figure 4.2.2-3

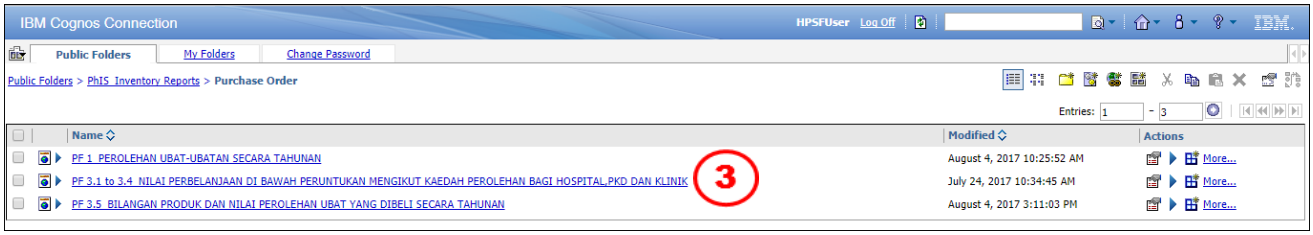

Figure 4.2.2-3 PF 3.1 to 3.4 Nilai Perbelanjaan Di Bawah Peruntukan Mengikut Kaedah Perolehan Bagi Hospital, PKD dan Klinik

STEP 3

Click on ‘***PF 3.1 to 3.4 Nilai Perbelanjaan Di Bawah Peruntukan Mengikut Kaedah Perolehan Bagi Hospital, PKD dan Klinik***’

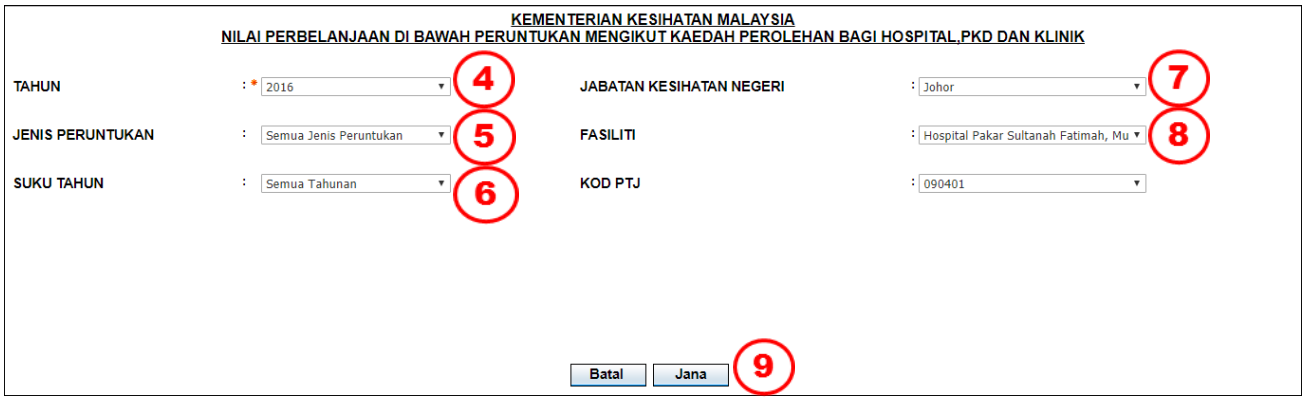

Figure 4.2.2-4 Nilai Perbelanjaan Di Bawah Peruntukan Mengikut Kaedah Perolehan Bagi Hospital, PKD dan Klinik

STEP 4
Click on '***Tahun***' dropdown to choose the year

STEP 5
Click on '***Jenis Peruntukan'*** dropdown to choose type of budget

Note
User can choose from Semua Peruntukan, Dasar Baru, Belanja Pengurusan, One Off and Pembangunan.

STEP 6
Click on '***Suku Tahun'*** dropdown to choose the quarter

Note
User can choose from either Yearly, First Quarter, Second Quarter, Third Quarter and Fourth Quarter from the dropdown menu.

STEP 7
Click on '***Jabatan Kesihatan Negeri'*** dropdown to choose the state

STEP 8
Click on '***Fasiliti'*** dropdown to choose the facility

Note
*Each user will have different '**Jabatan Kesihatan Negeri'**, '**Fasiliti**' and '**Kod PTJ'**.*

STEP 9
Click on the [Jana] button to generate the report

Note
Click on the [Batal] button to cancel it.

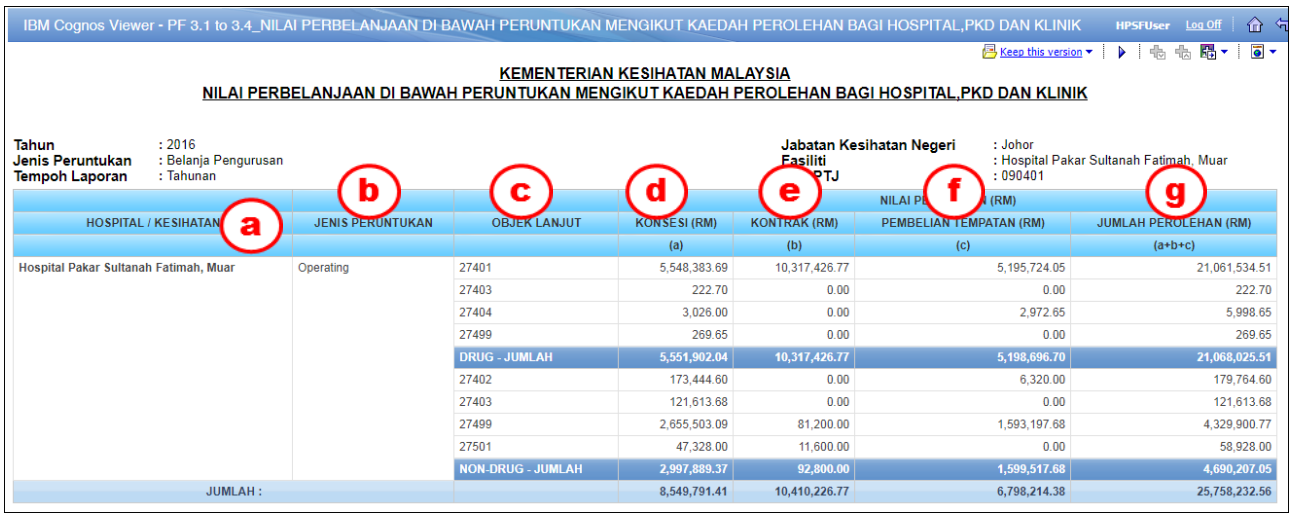

IBM Cognos Viewer - PF 3.1 to 3.4_NILAI PERBELANJAAN DI BAWAH PERUNTUKAN MENGIKUT KAEDAH PEROLEHAN BAGI HOSPITAL,PKD DAN KLINIK

KEMENTERIAN KESIHATAN MALAYSIA
NILAI PERBELANJAAN DI BAWAH PERUNTUKAN MENGIKUT KAEDAH PEROLEHAN BAGI HOSPITAL,PKD DAN KLINIK

Tahun : 2016
Jenis Peruntukan : Belanja Pengurusan
Tempoh Laporan : Tahunan

Jabatan Kesihatan Negeri : Johor
Fasiliti : Hospital Pakar Sultanah Fatimah, Muar
PTJ : 090401

HOSPITAL / KESIHATAN (a)	JENIS PERUNTUKAN (b)	OBJEK LANJUT (c)	KONSESI (RM) (d)	KONTRAK (RM) (e)	PEMBELIAN TEMPATAN (RM) (f)	JUMLAH PEROLEHAN (RM) (g)
			(a)	(b)	(c)	(a+b+c)
Hospital Pakar Sultanah Fatimah, Muar	Operating	27401	5,548,383.69	10,317,426.77	5,195,724.05	21,061,534.51
		27403	222.70	0.00	0.00	222.70
		27404	3,026.00	0.00	2,972.65	5,998.65
		27499	269.65	0.00	0.00	269.65
		DRUG - JUMLAH	5,551,902.04	10,317,426.77	5,198,696.70	21,068,025.51
		27402	173,444.60	0.00	6,320.00	179,764.60
		27403	121,613.68	0.00	0.00	121,613.68
		27499	2,655,503.09	81,200.00	1,593,197.68	4,329,900.77
		27501	47,328.00	11,600.00	0.00	58,928.00
		NON-DRUG - JUMLAH	2,997,889.37	92,800.00	1,599,517.68	4,690,207.05
JUMLAH :			8,549,791.41	10,410,226.77	6,798,214.38	25,758,232.56

Figure 4.2.2-5 Nilai Perbelanjaan Di Bawah Peruntukan Mengikut Kaedah Perolehan Bagi Hospital, PKD dan Klinik

The 'Nilai Perbelanjaan Di Bawah Peruntukan Mengikut Kaedah Perolehan Bagi Hospital, PKD dan Klinik' consist of:

No	Field	Description
a	Hospital/ Klinik Kesihatan	Facility name that belongs to the selected State/PTJ Code/Facility
b	Jenis Peruntukan	Type of budget that performed transaction for the selected facility
c	Objek Lanjut	• Display Object Code that have allocation transaction for the selected facility. • Distinct the vote code list further the purchase order details by selected budget type against budget master table
d	Konsesi(a)	Display the accumulated purchase amount item purchase type = APPL & eP status = eP approved for the respective object code and budget type
e	Kontrak(b)	Display the accumulated purchase amount item purchase type = Contract & eP status = eP approved for the respective object code and budget type
f	Pembelian Tempatan(c)	Display the accumulated purchase amount item purchase type = LP & eP status = eP approved for the respective object code and budget type

g	Jumlah Perolehan	Display total amount, X = ((a) Konsesi) + ((b) Kontrak) + ((c) Pembelian Tempatan)

Table 4.2.2-1 Nilai Perbelanjaan Di Bawah Peruntukan Mengikut Kaedah Perolehan Bagi Hospital. PKD dan Klinik

4.2.3 PF 3.5 Bilangan Produk dan Nilai Perolehan Ubat yang Dibeli Secara Tahunan

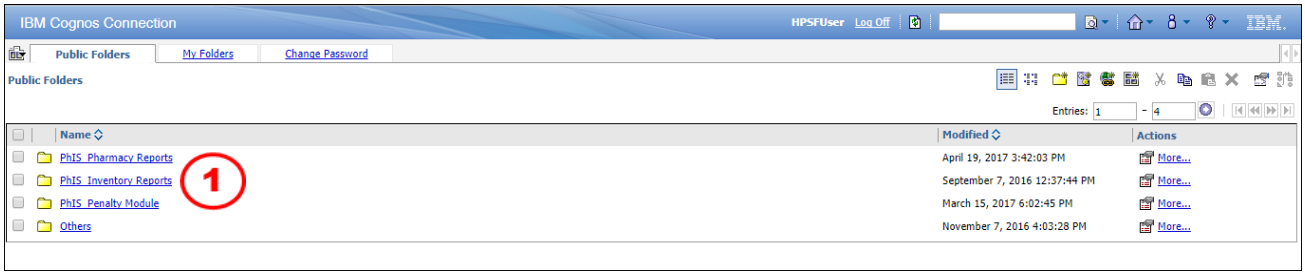

Figure 4.2.3-1 IBM Cognos Connection: PhIS Inventory Reports

STEP 1

Click on ‘***PhIS Inventory Reports***’ folder and new screen will be displayed as Figure 4.2.3-2

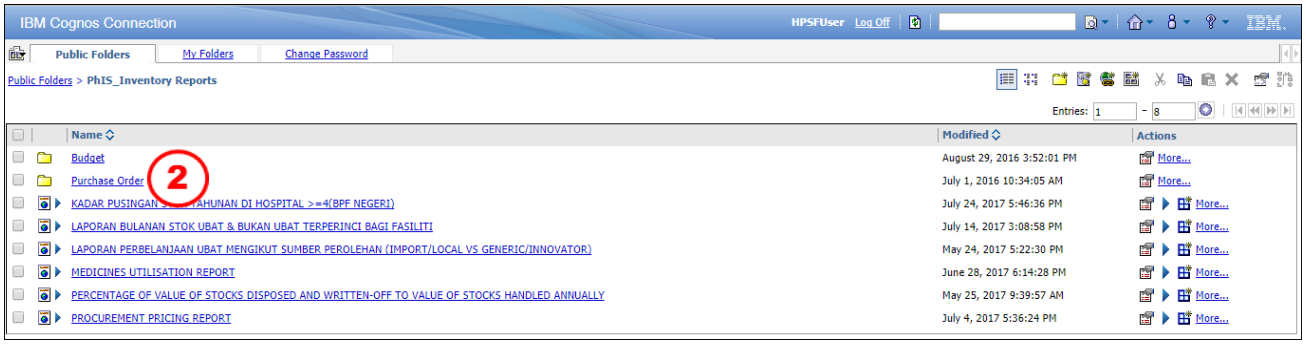

Figure 4.2.3-2 PF 3.5 IBM Cognos Connection: Purchase Order

STEP 2

Click on ‘***Purchase Order***’ folder and new screen will be displayed as Figure 4.2.3-3

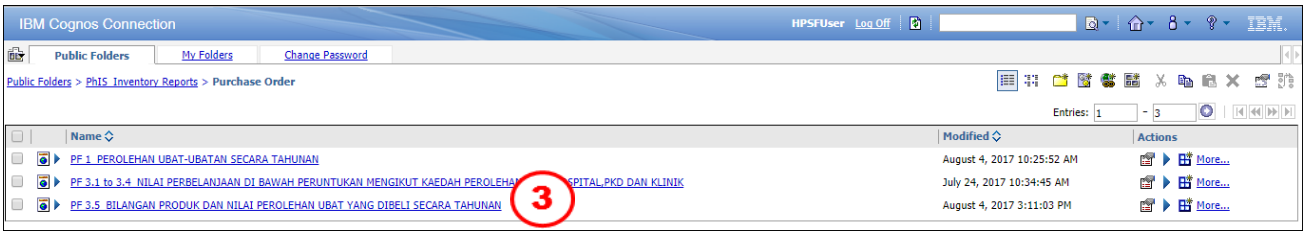

Figure 4.2.3-3 PF 3.5 Bilangan Produk Dan Nilai Perolehan Ubat Yang DiBeli Secara Tahunan

STEP 3

Click on ‘***PF 3.5 Bilangan Produk Dan Nilai Perolehan Ubat Yang DiBeli Secara Tahunan’***

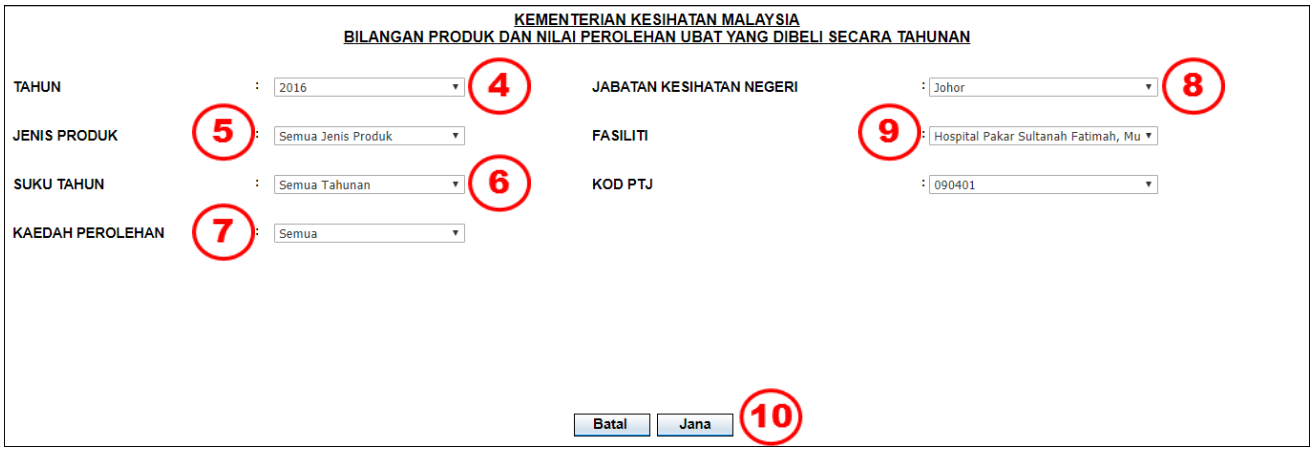

Figure 4.2.3-4 *PF 3.5* Bilangan Produk Dan Nilai Perolehan Ubat Yang DiBeli Secara Tahunan

STEP 4
Click on '***Tahun'*** dropdown to choose the year

STEP 5
Click on '***Jenis Produk'*** dropdown to choose the year

STEP 6
Click on '***Suku Tahun'*** dropdown to choose the quarter

Note
User can choose from either Yearly, First Quarter, Second Quarter, Third Quarter and Fourth Quarter from the dropdown menu.

STEP 7
Click on '***Kaedah Perolehan'*** dropdown to choose from either *Semua, Konsesi, Kontrak* and *Pembelian Tempatan*

STEP 8
Click on '***Jabatan Kesihatan Negeri'*** dropdown to choose the state

STEP 9
Click on '***Fasiliti'*** dropdown to choose the facility

Note
*Each user will have different '**Jabatan Kesihatan Negeri'**, '**Fasiliti**' and '**Kod PTJ'**.*

STEP 10
Click on the Jana button to generate the report

Note
Click on the Batal *button to cancel it.*

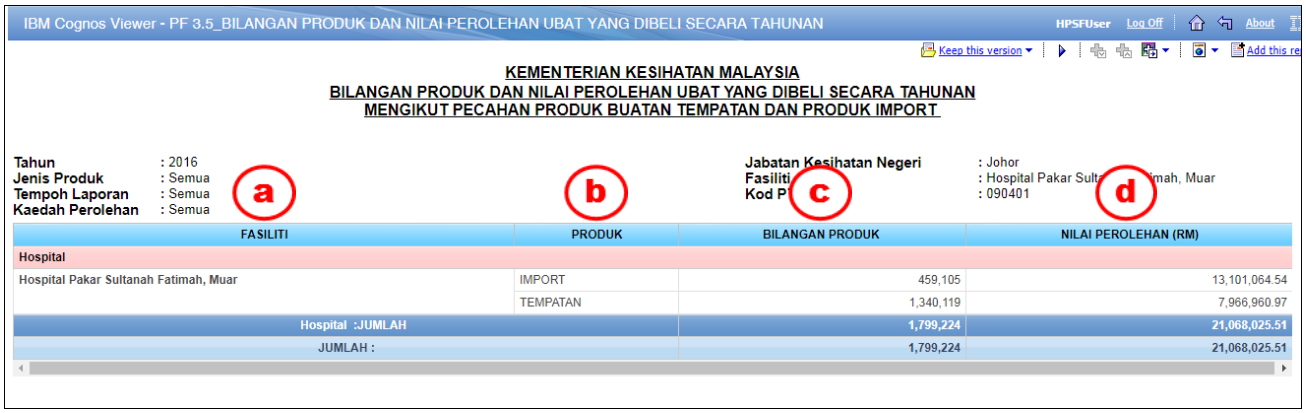

Figure 4.2.3-5 ***PF 3.5 Bilangan Produk Dan Nilai Perolehan Ubat Yang DiBeli Secara Tahunan***

The 'PF 3.5 Bilangan Produk Dan Nilai Perolehan Ubat Yang DiBeli Secara Tahunan' consist of:

No	Field	Description
a	Fasiliti	Facility name eg: Hospital Sultanah Fatimah Muar
b	Produk	Describe based on Generic, Innovator or Tidak Berkenaan
c	Bilangan Produk	Calculate or sum the quantity of "Import" and "Tempatan" :- 1. Total purchase quantity of all items based on selected Year, Product Type, Quarterly, State, PTJ and Facility. 2. Then, filter the list by using item brand of each purchased item cross reference to Item Master to know Manufacturer 3. From Manufacturer, retrieve the country from Manufacturer 4. If Country = Malaysia, group under "Tempatan" or else group under "Import" For those with blank "Country", all will park under "Tempatan"
d	Nilai Perolehan	Sum the total amount of (quantity * unit price) of "Import" and "Tempatan":- 1. Total purchase amount of all items based on selected Year, Product Type, Quarterly, State, PTJ and Facility. 2. Then, filter the list by using item brand of each purchased item cross reference to Item Master to know Manufacturer 3. From Manufacturer, retrieve the country from

		Manufacturer 4. If Country = Malaysia, it will be in group of "Tempatan" others will be under "Import" For those with blank "Country", all will park under "Tempatan"

Table 4.2.3-1 PF 3.5 Bilangan Produk dan Nilai Perolehan Ubat yang Dibeli Secara Tahunan

4.3 Kadar Pusingan Stok Tahunan Di Hospital >= 4(BPF Negeri)

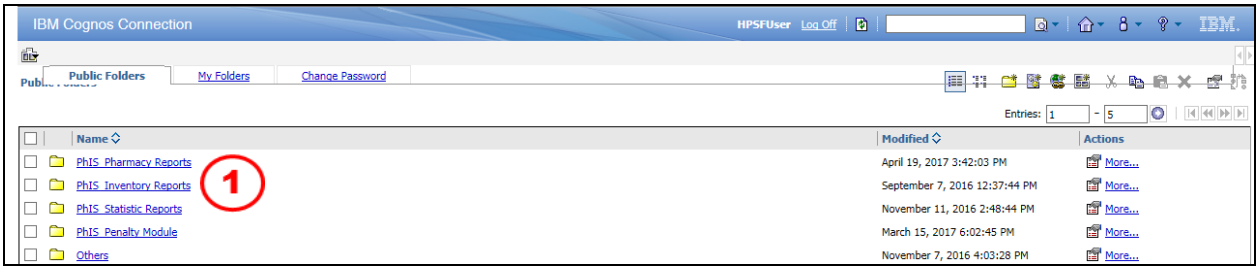

Figure 4.3-1 IBM Cognos Connection: PhIS Inventory Reports

STEP 1

Click on the ***PhIS Inventory Reports*** folder and new screen will be displayed as Figure 4.3-2

Figure 4.3-2 IBM Cognos Connection: PhIS Inventory

STEP 2

Click on the selected report that need to be generate

Note

There are another six (6) reports under PhIS Inventory Reports section:

- *Kadar Pusingan Stok Tahunan Di Hospital >=4(BPF Negeri)*
- *Laporan Bulanan Stok Ubat & Bukan Ubat Terperinci Bagi Fasiliti*
- *Laporan Perbelanjaan Ubat Mengikut Sumber Perolehan (Import/Local Vs Generic/Innovator)*
- *Medicines Utilisation Report*
- *Percentage Of Value Of Stock Dsiposed And Written-Off To Value Of Stocks Handled Annually*
- *Procurement Pricing Report*

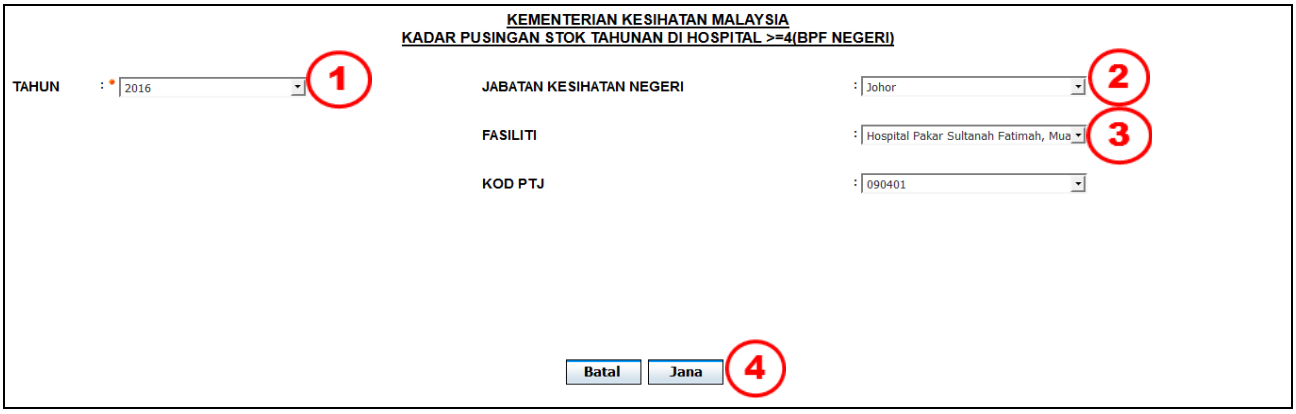

Figure 4.3-3 Kadar Pusingan Stok Tahunan Di Hospital >=4(Bpf Negeri)

STEP 1
Click on '***Tahun***' dropdown to choose the year

STEP 2
Click on '***Jabatan Kesihatan Negeri'*** dropdown to choose the state

STEP 3
Click on '***Fasiliti***' dropdown to choose the facility

Note
*Each user will have different '**Jabatan Kesihatan Negeri',** '**Fasiliti**' and '**Kod PTJ'.***

STEP 4
Click on the **Jana** button to generate the report

Note
Click on the **Batal** *button to cancel it.*

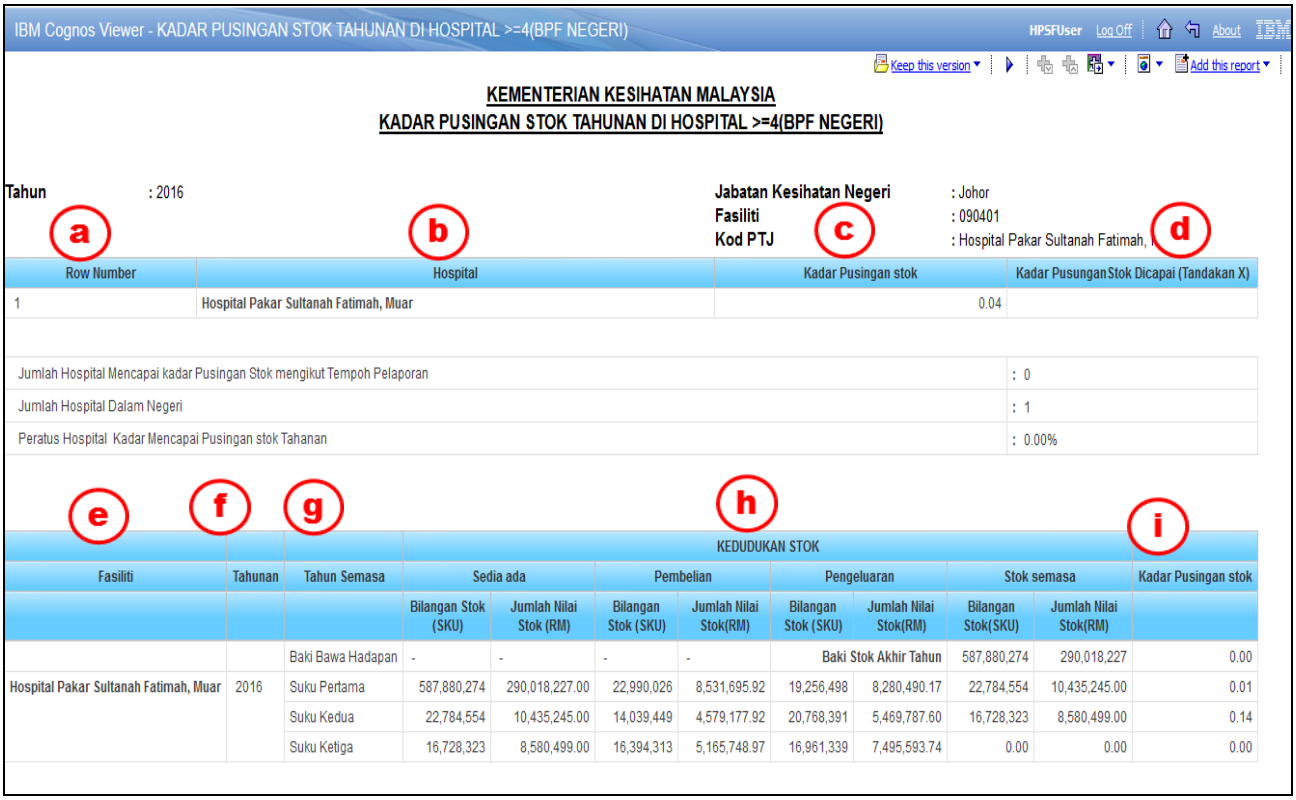

IBM Cognos Viewer - KADAR PUSINGAN STOK TAHUNAN DI HOSPITAL >=4(BPF NEGERI)

HPSFUser Log Off About

Keep this version | Add this report

KEMENTERIAN KESIHATAN MALAYSIA
KADAR PUSINGAN STOK TAHUNAN DI HOSPITAL >=4(BPF NEGERI)

Tahun : 2016

Jabatan Kesihatan Negeri : Johor
Fasiliti : 090401
Kod PTJ : Hospital Pakar Sultanah Fatimah,

a b c d

Row Number	Hospital	Kadar Pusingan stok	Kadar Pusungan Stok Dicapai (Tandakan X)
1	Hospital Pakar Sultanah Fatimah, Muar	0.04	

Jumlah Hospital Mencapai kadar Pusingan Stok mengikut Tempoh Pelaporan	: 0
Jumlah Hospital Dalam Negeri	: 1
Peratus Hospital Kadar Mencapai Pusingan stok Tahanan	: 0.00%

e f g h i

Fasiliti	Tahunan	Tahun Semasa	KEDUDUKAN STOK								Kadar Pusingan stok
			Sedia ada		Pembelian		Pengeluaran		Stok semasa		
			Bilangan Stok (SKU)	Jumlah Nilai Stok (RM)	Bilangan Stok (SKU)	Jumlah Nilai Stok(RM)	Bilangan Stok (SKU)	Jumlah Nilai Stok(RM)	Bilangan Stok(SKU)	Jumlah Nilai Stok(RM)	
		Baki Bawa Hadapan	-	-	-	-	Baki Stok Akhir Tahun		587,880,274	290,018,227	0.00
Hospital Pakar Sultanah Fatimah, Muar	2016	Suku Pertama	587,880,274	290,018,227.00	22,990,026	8,531,695.92	19,256,498	8,280,490.17	22,784,554	10,435,245.00	0.01
		Suku Kedua	22,784,554	10,435,245.00	14,039,449	4,579,177.92	20,768,391	5,469,787.60	16,728,323	8,580,499.00	0.14
		Suku Ketiga	16,728,323	8,580,499.00	16,394,313	5,165,748.97	16,961,339	7,495,593.74	0.00	0.00	0.00

Figure 4.3-4 Kadar Pusingan Stok Tahunan Di Hospital >=4(Bpf Negeri)

The 'Kadar Pusingan Stok Tahunan Di Hospital >=4(Bpf Negeri)' consist of:

No	Field	Description
a	Row Number	Number of row
b	Hospital	Facility name that belongs to the selected State/PTJ Code/Facility
c	Kadar Pusingan Stok	Kadar Pusingan Stok based on the month end process
d	Kadar Pusingan Stock Dicapai (Tandakan X)	X should be displayed once achieve the target value
e	Fasiliti	Facility name eg: Hospital Sultanah Fatimah Muar
f	Tahunan	The selected year
g	Tahun Semasa	Stock calculated by quarterly in a selected year
h	Kedudukan Stok	

	• Sedia ada (a)	Opening stock by quarterly in a month
	• Penerimaan (b)	Receive item from supplier by quarterly in a month
	• Pengeluaran (c)	All type of issue item (except own consumption and dispensing) by quarterly in a month
	• Stok Semasa (d)	• Closing stock by quarterly in a month • Calculate = (Sedia Ada) + (Penerimaan) – (Pengeluaran)
i	Kadar Pusingan Stok	Calculate, x = (Jumlah Nilai Stok Pengeluaran) divide by [(Jumlah Nilai Stok Sedia Ada + Jumlah Nilai Stok Semasa) / 2]

Table 7.4-1 Kadar Pusingan Stok Tahunan Di Hospital >=4(Bpf Negeri)

4.4 Laporan Bulanan Stok Ubat & Bukan Ubat Terperinci Bagi Fasiliti

Refer to section 4.3 Kadar Pusingan Stok Tahunan Di Hospital >= 4(BPF Negeri) and follow **STEP 1** and **STEP 2**

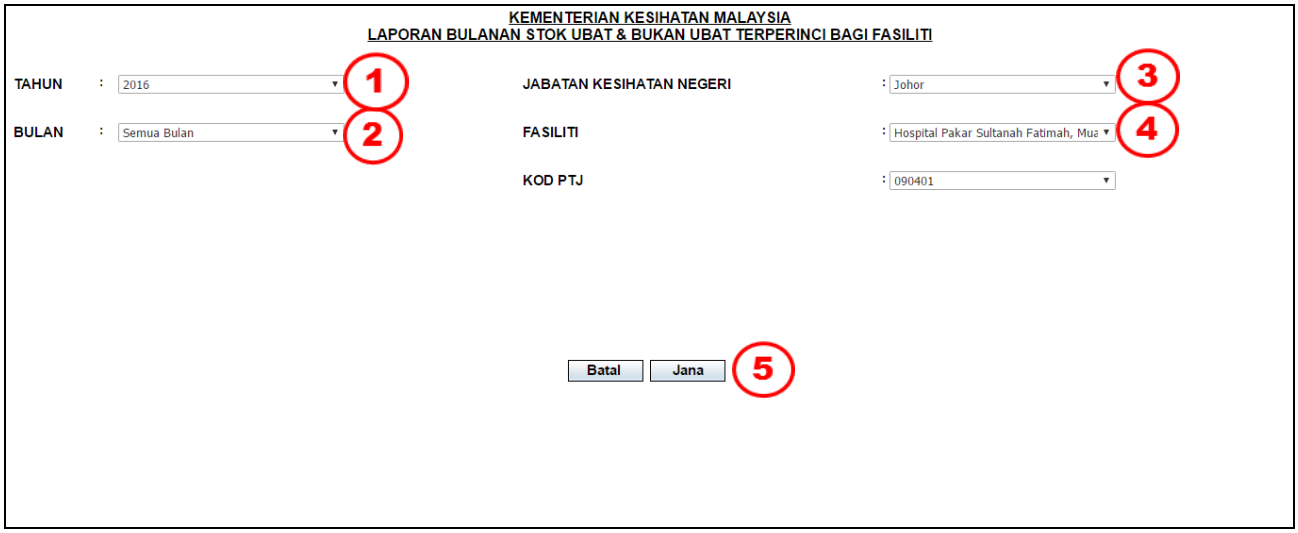

Figure 4.4-1 Laporan Bulanan Stok Ubat & Bukan Ubat Terperinci Bagi Fasiliti

STEP 1
Click on '***Tahun***' dropdown to choose the year

STEP 2
Click on '***Bulan***' dropdown to choose the month

STEP 3
Click on '***Jabatan Kesihatan Negeri'*** dropdown to choose the state

STEP 4
Click on '***Fasiliti***' dropdown to choose the facility

Note
*Each user will have different '**Jabatan Kesihatan Negeri'**, '**Fasiliti**' and '**Kod PTJ'**.*

STEP 5
Click on the Jana button to generate the report

Note
Click on the Batal button to cancel it.

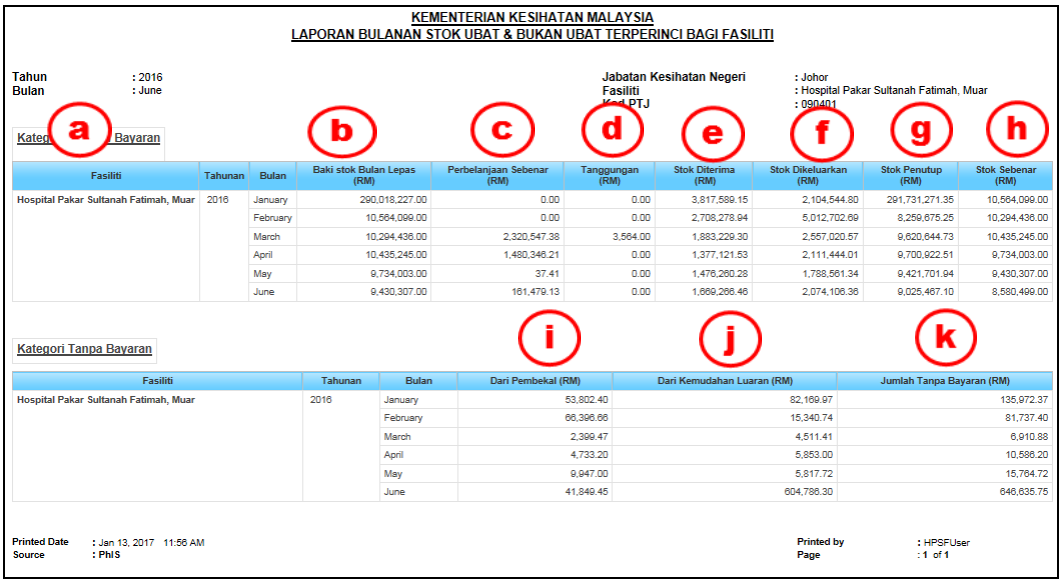

KEMENTERIAN KESIHATAN MALAYSIA
LAPORAN BULANAN STOK UBAT & BUKAN UBAT TERPERINCI BAGI FASILITI

Tahun : 2016
Bulan : June

Jabatan Kesihatan Negeri : Johor
Fasiliti : Hospital Pakar Sultanah Fatimah, Muar
Kod PTJ : 090401

Kategori Tanpa Bayaran

Fasiliti	Tahunan	Bulan	Baki stok Bulan Lepas (RM)	Perbelanjaan Sebenar (RM)	Tanggungan (RM)	Stok Diterima (RM)	Stok Dikeluarkan (RM)	Stok Penutup (RM)	Stok Sebenar (RM)
Hospital Pakar Sultanah Fatimah, Muar	2016	January	290,018,227.00	0.00	0.00	3,817,589.15	2,104,544.80	291,731,271.35	10,564,099.00
		February	10,564,099.00	0.00	0.00	2,708,278.94	5,012,702.69	8,259,675.25	10,294,436.00
		March	10,294,436.00	2,320,547.38	3,564.00	1,883,229.30	2,557,020.57	9,620,644.73	10,435,245.00
		April	10,435,245.00	1,480,346.21	0.00	1,377,121.53	2,111,444.01	9,700,922.51	9,734,003.00
		May	9,734,003.00	37.41	0.00	1,476,260.28	1,788,561.34	9,421,701.94	9,430,307.00
		June	9,430,307.00	161,479.13	0.00	1,669,266.46	2,074,106.36	9,025,467.10	8,580,499.00

Kategori Tanpa Bayaran

Fasiliti	Tahunan	Bulan	Dari Pembekal (RM)	Dari Kemudahan Luaran (RM)	Jumlah Tanpa Bayaran (RM)
Hospital Pakar Sultanah Fatimah, Muar	2016	January	53,802.40	82,169.97	135,972.37
		February	66,396.66	15,340.74	81,737.40
		March	2,399.47	4,511.41	6,910.88
		April	4,733.20	5,853.00	10,586.20
		May	9,947.00	5,817.72	15,764.72
		June	41,849.45	604,786.30	646,635.75

Printed Date : Jan 13, 2017 11:56 AM
Source : PhIS
Printed by : HPSFUser
Page : 1 of 1

Figure 4.4-2 Laporan Bulanan Stok Ubat & Bukan Ubat Terperinci Bagi Fasiliti Report

The 'Laporan Bulanan Stok Ubat & Bukan Ubat Terperinci Bagi Fasiliti' consist of:

No	Field	Description
a	Fasiliti	Facility name eg: Hospital Sultanah Fatimah Muar
b	Baki Stok Bulan Lepas (RM)	Total value of stock balance for previous month i.e sum of total stock qty available * average price of each item
c	Perbelanjaan Sebenar	Total Utilized amount of each month i.e sum of the amount paid for all approved LPO for respective month
d	Tanggungan	Total Liability amount of each month i.e sum of LPO amount of all approved LPO for respective month
e	Stok Diterima (RM) – (b)	Total Receiving amount from Receive from Supplier transaction by month
f	Stok Dikeluarkan (RM) – (c)	Total issue amount of all types of issue transaction by month
g	Stok Penutup (RM)	Closing Stock = Opening Stock (a) + Received Stock (b) – Issue Stock (c)
h	Stok Sebenar (RM)	Total value of stock balance of current month i.e. sum of total stock qty available * average price of

		each item
i	Dari Pembekal (RM) – (d)	Total Receiving amount from FOC transaction
j	Dari Kemudahan Luaran (RM) – (e)	Total Receiving amount from Received Inter Facility transaction
k	Jumlah Tanpa Bayaran (RM)	Jumlah Tanpa Bayaran = Dari Pembekal (d) + Dari Kemudahan Luaran (e)

Table 4.4-1 Laporan Bulanan Stok Ubat & Bukan Ubat Terperinci Bagi Fasiliti Report

4.5 Laporan Perbelanjaan Ubat Mengikut Perolehan (Import/Local VS Generic Innovator)

Refer to section 4.3 Kadar Pusingan Stok Tahunan Di Hospital >= 4(BPF Negeri) and follow **STEP 1** and **STEP 2**

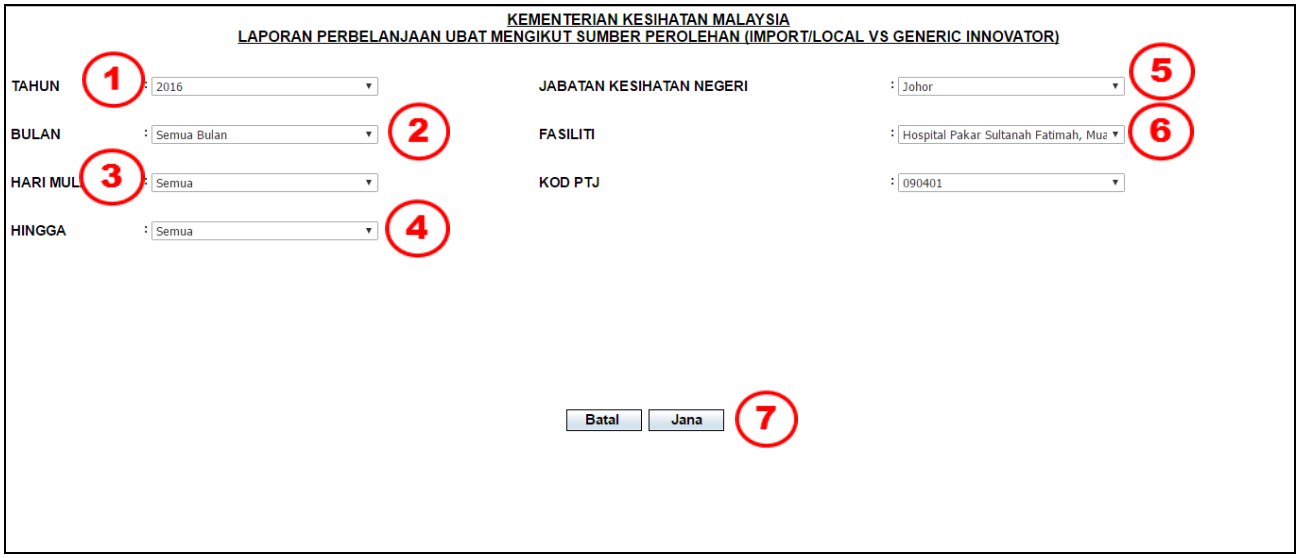

Figure 4.5-1 Laporan Perbelanjaan Ubat Mengikut Sumber Perolehan (Import/Local VS Generic Innovator)

STEP 1
Click on '***Tahun***' dropdown to choose the year

STEP 2
Click on '***Bulan***' dropdown to choose the month

STEP 3
Click on '***Hari Mula***' dropdown to choose the date

STEP 4
Click on '***Hingga***' dropdown to choose the date

STEP 5
Click on '***Jabatan Kesihatan Negeri'*** dropdown to choose the state

STEP 6
Click on '***Fasiliti***' dropdown to choose the facility

Note
*Each user will have different '**Jabatan Kesihatan Negeri',** '**Fasiliti**' and '**Kod PTJ'.***

STEP 7
Click on Jana button to generate the report

Note
Click on Batal *button to cancel it.*

IBM Cognos Viewer - LAPORAN PERBELANJAAN UBAT MENGIKUT SUMBER PEROLEHAN (IMPORT/LOCAL VS GENERIC INNOVATOR)

KEMENTERIAN KESIHATAN MALAYSIA
LAPORAN PERBELANJAAN UBAT MENGIKUT SUMBER PEROLEHAN (IMPORT/LOCAL VS GENERIC / INNOVATOR)

Tahun : 2016
Bulan : Semua
Hari Mula : Semua
Hingga : Semua

Jabatan Kesihatan Negeri : Johor
Fasiliti : Hospital Pakar Sultanah Fatimah, Muar
Kod PTJ : 090401

Type of Product | Country Of Origin | Purchasing Method

State:

Facility: Hospital Pakar Sultanah Fatimah, Muar

a b c d e

Bil	Date Purchased	Item description	Brand	Type of product	Country of origin	Purchasing method	Total purchased (RM)
1	11/01/2016	Bisoprolol Fumarate 2.5 mg Tablet	BISOHEXAL	Generic	Local	Contract	4,500.00
2		Clonazepam 2mg Tab	RIVOPAM	Generic	Local	APPL	1,566.00
3		Cocaine HCl BP Powder	(GENERIC NAME)	Generic	Import	APPL	8,816.00
4		Diazepam 10mg/2ml Inj	DBL	Generic	Import	APPL	450.00
5		Diltiazem HCl 30mg Tab	DILTIZEM	Generic	Import	APPL	5,700.00
6		Fentanyl Citrate 50 mcg / ml in 2 ml Injection	TALGESIL	Generic	Local	APPL	3,900.00
7		Haemodialysis Concentrate Bicarbonate Component Soln (Renacarb K2)	RENACARB	Generic	Local	APPL	16,800.00
8		Heparin Sodium 5,000 IU/ml 5ml Inj	HEPARINOL	Generic	Local	APPL	57,400.00
9		Heparin Sodium 50 unit in 5 ml Sodium Chloride 0.9% Injection	HEPARINOL	Generic	Local	Contract	13,200.00
10		Hepatitis B Vaccine 1 Dose Inj (Paed)	EUVAX-B	Generic	Import	APPL	3,645.00
11		Insuman Comb - Recombinant Synthetic Human Biphasic Isophane Insulin 100iu/ml in 3ml Cartridge	INSUMAN COMB	Generic	Import	Contract	87,520.00
12		Morphine Sulphate 10mg Inj	(GENERIC NAME)	Generic	Local	APPL	24,360.00
13		Omeprazole 20mg Cap	OMETAC	Generic	Local	APPL	31,050.00
14		Paracetamol 500mg Tab	PARACIL	Generic	Local	APPL	5,838.00
15		Simvastatin 20mg Tab	SIVACOL	Generic	Local	APPL	2,784.00
16		Thiopental Sodium 500 mg Injection	PENTOTEX	Generic	Local	APPL	696.00
17	12/01/2016	Acarbose 50 mg Tablet	DIBOSE	Generic	Local	Contract	29,430.00
18		Alfacalcidol 0.25mcg Cap	ALFA-D	Generic	Local	APPL	87,696.00
19		Ampicillin 1g + Sulbactam 500mg Inj	UNASYN	Innovator	Import	Contract	15,750.00
20		Atorvastatin 20 mg Tablet	STORVAS C	Generic	Local	Contract	3,495.00

Printed Date : Nov 18, 2016 11:20 AM
Source : PhIS

Printed by : HPSFUser
Page : 1 of 117

Figure 4.5-2 Laporan Perbelanjaan Ubat Mengikut Sumber Perolehan (Import/Local VS Generic Innovator)

The 'Laporan Perbelanjaan Ubat Mnegikut Sumber Perolehan (Import/Local VS Generic Innovator)' consist of:

No	Field	Description
a	Date Purchase	LPO date with status eP approved
b	Type of product	Item Brand: • Generic • Innovator
c	Country of origin	Country of manufacturer
d	Purchasing method	Item purchase type: • APPL • LP • Contract
e	Total Purchased (RM)	Total amount of items has been purchased

Table 4.5-2 Laporan Perbelanjaan Ubat Mengikut Sumber Perolehan (Import/Local VS Generic Innovator)

4.6 Medicines Utilisation Report

Refer to section 4.3 Kadar Pusingan Stok Tahunan Di Hospital >= 4(BPF Negeri) and follow **STEP 1** and **STEP 2**

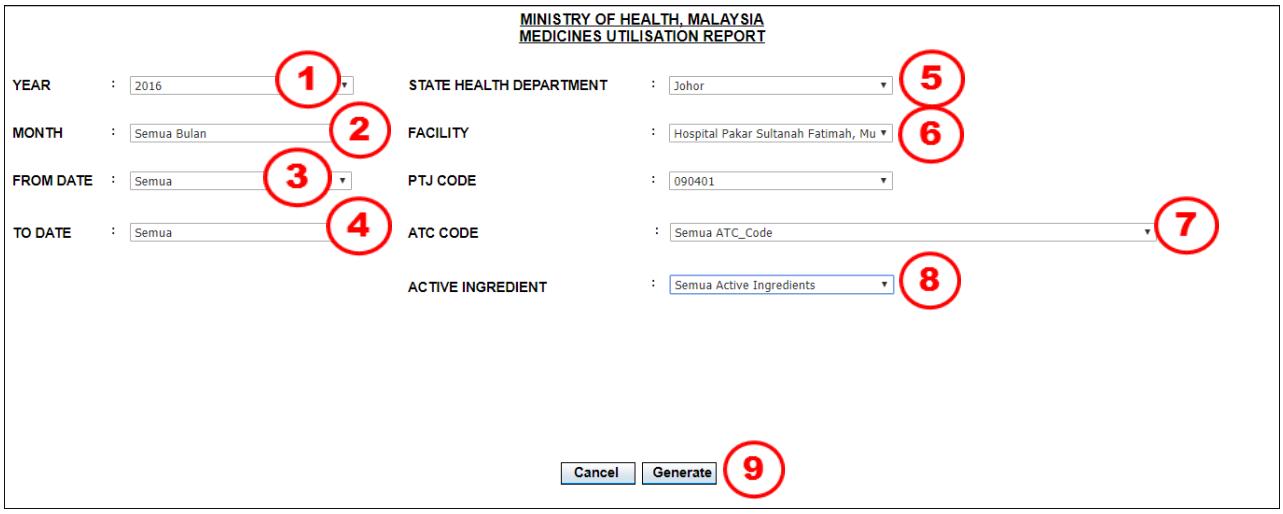

Figure 4.6-1 Medicines Utilisation Report

STEP 1
Click on **'*Year*'** dropdown to choose the year

STEP 2
Click on **'*Month*'** dropdown to choose the month

STEP 3
Click on ***'From Date'*** dropdown to choose the state

STEP 4
Click on ***'To Date'*** dropdown to choose the days

STEP 5
Click on ***'State Health Department'*** dropdown to choose the state

STEP 6
Click on **'*Fasiliti*'** dropdown to choose the facility

STEP 7
Click on ***'ATC Code'*** dropdown to choose the ATC code

STEP 8
Click on ***'Active Ingredient'*** dropdown to choose the active ingredient

Note
*Each user will have different '**Jabatan Kesihatan Negeri**', '**Fasiliti**' and '**Kod PTJ**'.*

STEP 9
Click on the **Generate** button to generate the report

Note

Click on the **Cancel** *button to cancel it.*

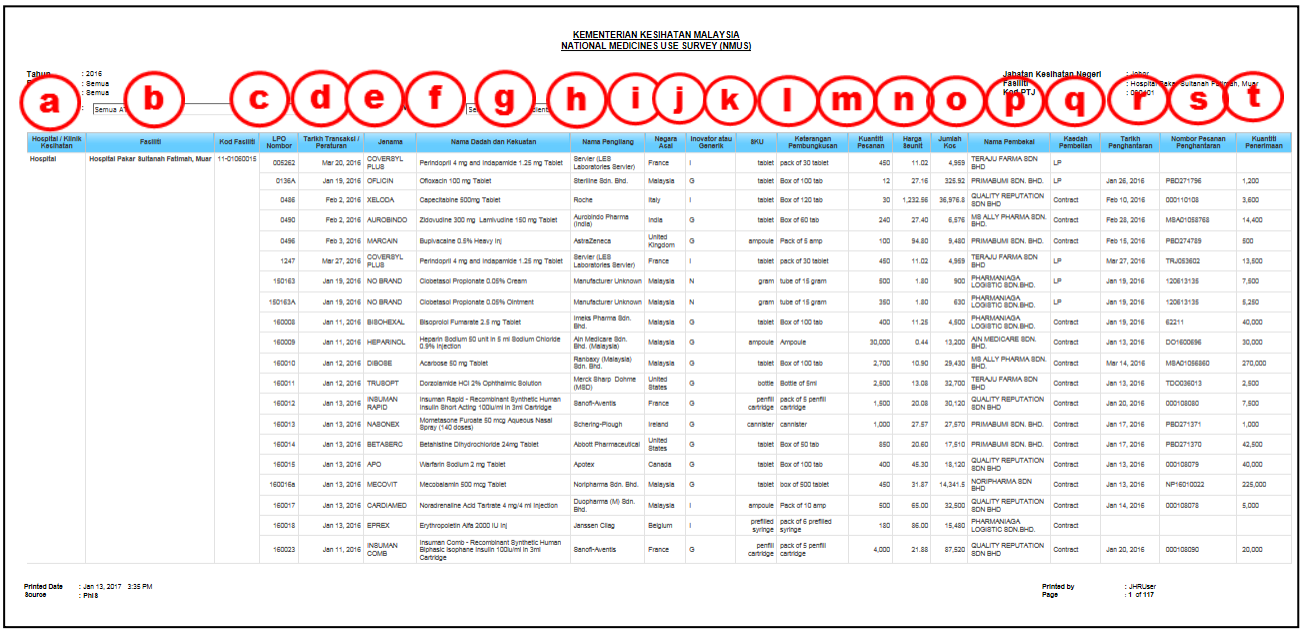

KEMENTERIAN KESIHATAN MALAYSIA
NATIONAL MEDICINES USE SURVEY (NMUS)

Tahun : 2016
: Semua
: Semua
: Semua A

Jabatan Kesihatan Negeri : Johor
Fasiliti : Hospital Pakar Sultanah Fatimah, Muar
Kod DTU : 38400

Hospital / Klinik Kesihatan	Fasiliti	Kod Fasiliti	LPO Nombor	Tarikh Transaksi / Peraturan	Jenama	Nama Dadah dan Kekuatan	Nama Pengilang	Negara Asal	Inovator atau Generik	BKU	Keterangan Pembungkusan	Kuantiti Pesanan	Harga Seunit	Jumlah Kos	Nama Pembekal	Kaedah Pembelian	Tarikh Penghantaran	Nombor Pesanan Penghantaran	Kuantiti Penerimaan
Hospital	Hospital Pakar Sultanah Fatimah, Muar	11-01060015	005262	Mar 20, 2016	COVERSYL-PLUS	Perindopril 4 mg and Indapamide 1.25 mg Tablet	Servier (LES Laboratoires Servier)	France	I	tablet	pack of 30 tablet	450	11.02	4,959	TERAJU FARMA SDN BHD	LP			
			0136A	Jan 19, 2016	OFLICIN	Ofloxacin 100 mg Tablet	Sterline Sdn. Bhd.	Malaysia	G	tablet	Box of 100 tab	12	27.16	325.92	PRIMABUMI SDN. BHD.	LP	Jan 26, 2016	PBD271796	1,200
			0486	Feb 2, 2016	XELODA	Capecitabine 500mg Tablet	Roche	Italy	I	tablet	Box of 120 tab	30	1,232.56	36,976.8	QUALITY REPUTATION SDN BHD	Contract	Feb 10, 2016	000110108	3,600
			0490	Feb 2, 2016	AUROBINDO	Zidovudine 300 mg Lamivudine 150 mg Tablet	Aurobindo Pharma (India)	India	G	tablet	Box of 60 tab	240	27.40	6,576	MB ALLY PHARMA SDN. BHD.	Contract	Feb 28, 2016	MBAD1058768	14,400
			0496	Feb 3, 2016	MARCAIN	Bupivacaine 0.5% Heavy Inj	AstraZeneca	United Kingdom	G	ampoule	Pack of 5 amp	100	94.80	9,480	PRIMABUMI SDN. BHD.	Contract	Feb 15, 2016	PBD274789	500
			1247	Mar 27, 2016	COVERSYL-PLUS	Perindopril 4 mg and Indapamide 1.25 mg Tablet	Servier (LES Laboratoires Servier)	France	I	tablet	pack of 30 tablet	450	11.02	4,959	TERAJU FARMA SDN BHD	LP	Mar 27, 2016	TRJ053602	13,500
			150163	Jan 19, 2016	NO BRAND	Clobetasol Propionate 0.05% Cream	Manufacturer Unknown	Malaysia	N	gram	tube of 15 gram	500	1.80	900	PHARMANIAGA LOGISTIC SDN.BHD.	LP	Jan 19, 2016	120613135	7,500
			150163A	Jan 19, 2016	NO BRAND	Clobetasol Propionate 0.05% Ointment	Manufacturer Unknown	Malaysia	N	gram	tube of 15 gram	350	1.80	630	PHARMANIAGA LOGISTIC SDN.BHD.	LP	Jan 19, 2016	120613135	8,250
			160008	Jan 11, 2016	BIBOHEXAL	Bisoprolol Fumarate 2.5 mg Tablet	Imeks Pharma Sdn. Bhd.	Malaysia	G	tablet	Box of 100 tab	400	11.25	4,500	PHARMANIAGA LOGISTIC SDN.BHD.	Contract	Jan 19, 2016	62211	40,000
			160009	Jan 11, 2016	HEPARINOL	Heparin Sodium 50 unit in 5 ml Sodium Chloride 0.9% Injection	Ajn Medicare Sdn. Bhd. (Malaysia)	Malaysia	G	ampoule	Ampoule	30,000	0.44	13,200	AJN MEDICARE SDN. BHD.	Contract	Jan 13, 2016	DO1600696	30,000
			160010	Jan 12, 2016	DIBOSE	Acarbose 50 mg Tablet	Ranbaxy (Malaysia) Sdn. Bhd.	Malaysia	G	tablet	Box of 100 tab	2,700	10.90	29,430	MB ALLY PHARMA SDN. BHD.	Contract	Mar 14, 2016	MBAD1056960	270,000
			160011	Jan 12, 2016	TRUSOPT	Dorzolamide HCl 2% Ophthalmic Solution	Merck Sharp Dohme (MSD)	United States	G	bottle	Bottle of 5ml	2,500	13.08	32,700	TERAJU FARMA SDN BHD	Contract	Jan 13, 2016	TDO036013	2,500
			160012	Jan 13, 2016	INSULMAN RAPID	Insuman Rapid - Recombinant Synthetic Human Insulin Short Acting 100iu/ml in 3ml Cartridge	Sanofi-Aventis	France	G	penfill cartridge	pack of 5 penfill cartridge	1,500	20.08	30,120	QUALITY REPUTATION SDN BHD	Contract	Jan 20, 2016	000108080	7,500
			160013	Jan 13, 2016	NASONEX	Mometasone Furoate 50 mcg Aqueous Nasal Spray (140 doses)	Schering-Plough	Ireland	G	cannister	cannister	1,000	27.57	27,570	PRIMABUMI SDN. BHD.	Contract	Jan 17, 2016	PBD271371	1,000
			160014	Jan 13, 2016	BETASERC	Betahistine Dihydrochloride 24mg Tablet	Abbott Pharmaceutical	United States	G	tablet	Box of 50 tab	850	20.60	17,510	PRIMABUMI SDN. BHD.	Contract	Jan 17, 2016	PBD271370	42,500
			160015	Jan 13, 2016	APO	Warfarin Sodium 2 mg Tablet	Apotex	Canada	G	tablet	Box of 100 tab	400	45.30	18,120	QUALITY REPUTATION SDN BHD	Contract	Jan 13, 2016	000108079	40,000
			160016a	Jan 13, 2016	MECOVIT	Mecobalamin 500 mcg Tablet	Noripharma Sdn. Bhd.	Malaysia	G	tablet	box of 500 tablet	450	31.57	14,341.5	NORIPHARMA SDN BHD	Contract	Jan 13, 2016	NP16010022	225,000
			160017	Jan 13, 2016	CARDIAMED	Noradrenaline Acid Tartrate 4 mg/4 ml injection	Duopharma (M) Sdn. Bhd.	Malaysia	I	ampoule	Pack of 10 amp	500	65.00	32,500	QUALITY REPUTATION SDN BHD	Contract	Jan 14, 2016	000108078	5,000
			160018	Jan 13, 2016	EPREX	Erythropoietin Alfa 2000 IU inj	Janssen Cilag	Belgium	I	prefilled syringe	pack of 6 prefilled syringe	180	86.00	15,480	PHARMANIAGA LOGISTIC SDN.BHD.	Contract			
			160023	Jan 11, 2016	INSULMAN COMB	Insuman Comb - Recombinant Synthetic Human Biphasic Isophane Insulin 100iu/ml in 3ml Cartridge	Sanofi-Aventis	France	G	penfill cartridge	pack of 5 penfill cartridge	4,000	21.88	87,520	QUALITY REPUTATION SDN BHD	Contract	Jan 20, 2016	000108090	20,000

Printed Date : Jan 13, 2017 3:35 PM
Source : PhIS

Printed by : JHRUser
Page : 1 of 117

Figure 4.6-2 Medicines Utilisation Report

The 'Medicines Utilisation' consist of:

No	Field	Description
a	Hospital/Clinic	It will be based on the facility type: - Hospital - Klinik Kesihatan
b	Facility	Facility name • eg: Hospital Sultanah Fatimah Muar
c	Facility Code	Each facility has their own facility code
d	LPO Number	Purchased order with status = eP approved
e	Transaction Date	LPO Date from LPO with status = eP approved
f	Trade Name	Brand name of the purchased items
g	ATC Code	ATC code for the purchased item
h	Manufacturer	Manufacturer name of the purchased item brand in LPO
i	Country of Origin	Country of manufacturer
j	Innovator or Generic	Item Brand of the purchased item in LPO
k	SKU	Small Keeping Unit of drug
l	Package Description	Packaging description of item
m	Order Quantity	eP Approved Order quantity
n	Unit Price	Unit price (RM) for each item
o	Total Cost (RM)	Total cost (RM) = (Total eP approved quantity) x (unit price)
p	Supplier	Supplier name
q	Mode Of Procurement	Type of item purchase consist of: • APPL • LP • Contract

r	Receiving Date	Date of item has been received by LPO
s	DO Number	Delivery Order Number
t	Quantity Received	Total receive quantity against DO

Table 4.6-1 Medicines Utilisation Report

4.7 Percentage of Value of Stock Disposed and Written-Off to Value of Stock Handled Annually

Refer to section 4.3 Kadar Pusingan Stok Tahunan Di Hospital >= 4(BPF Negeri) and follow **STEP 1** and **STEP 2**

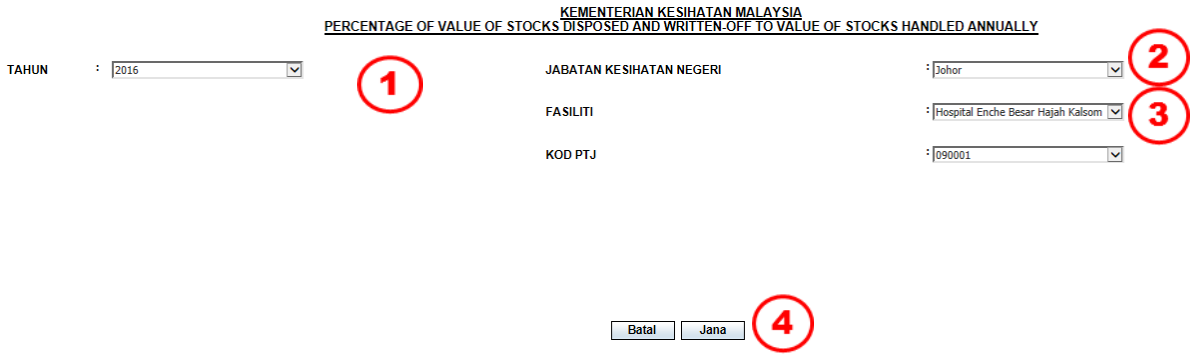

Figure 4.7-1 Percentage Of Value Of Stocks Disposed And Written - Off To Value Of Stocks Handled Annually

STEP 1
Click on '***Tahun***' dropdown to choose the year

STEP 2
Click on '***Jabatan Kesihatan Negeri'*** dropdown to choose the state

STEP 3
Click on '***Fasiliti***' dropdown to choose the facility

Note
*Each user will have different '**Jabatan Kesihatan Negeri'**, '**Fasiliti**' and '**Kod PTJ'**.*

STEP 4
Click on the **Jana** button to generate the report

Note
Click on the **Batal** *button to cancel it.*

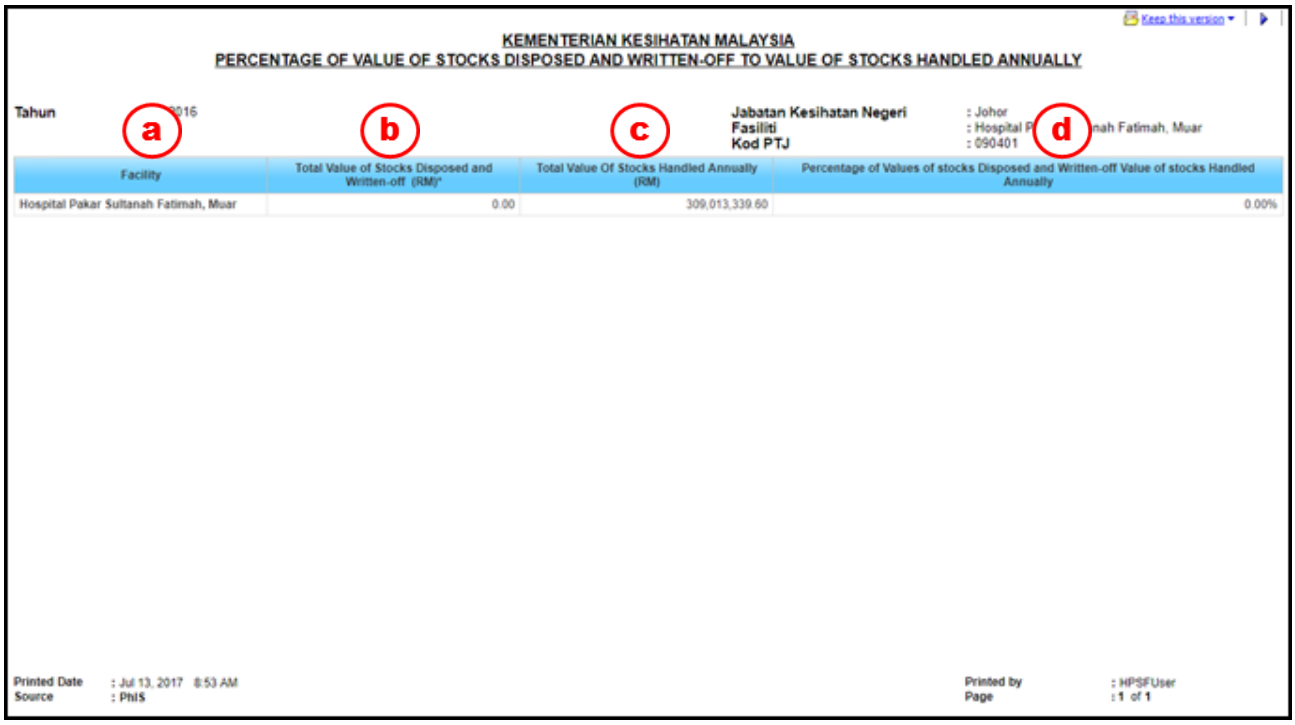

KEMENTERIAN KESIHATAN MALAYSIA
PERCENTAGE OF VALUE OF STOCKS DISPOSED AND WRITTEN-OFF TO VALUE OF STOCKS HANDLED ANNUALLY

Tahun 2016 (a)

Jabatan Kesihatan Negeri : Johor
Fasiliti : Hospital P (d) nah Fatimah, Muar
Kod PTJ : 090401

(b) (c)

Facility	Total Value of Stocks Disposed and Written-off (RM)*	Total Value Of Stocks Handled Annually (RM)	Percentage of Values of stocks Disposed and Written-off Value of stocks Handled Annually
Hospital Pakar Sultanah Fatimah, Muar	0.00	309,013,339.60	0.00%

Printed Date : Jul 13, 2017 8:53 AM
Source : PhIS
Printed by : HPSFUser
Page : 1 of 1

Figure 4.7-2 Percentage Of Value Of Stocks Disposed And Written - Off To Value Of Stocks Handled Annually

The 'Percentage of Value of Stocks Disposed and Writen – Off to Value Of Stock Handled Annually' consist of:

No	Field	Description
a	Fasiliti	Facility name • eg: Hospital Sultanah Fatimah Muar
b	Total value of the stock disposed and written-off (RM)	• With approved status only • Sum the total condemn by Financial Year = Year (select Criteria) for all requester unit
c	Total of the stock handled annually (RM)	a) Value of opening stock = (month end quantity by item for December of selected year) – 1 [(month end table) * (ph.item_information.item_avg_price_sku)] b) Value of stocks received annually = (ph_item_accumulatives. item_ytd_recpt_amt) (Selected Year = Financial Year in ph_item_accumulatives) c) Value closing stock = [month end quantity by item for December of selected year (month end table)] * (ph.item_information.item_avg_price_sku) • current formula = (closing balance of previous year) + (current total receiving amount from supplier for current year) – (closing balance of current year)
d	Percentage of values of stocks Disposed and Written-off Values of stocks Handled Annually	Calculate, x = [(Total value of stock disposed and written-off) divide by (Total value of stock handled annually)] * 100%

Table 4.7-1 Percentage Of Value Of Stocks Disposed And Written – Off To Value Of Stocks Handled

4.8 Procurement Pricing Report

Refer to section 4.3 Kadar Pusingan Stok Tahunan Di Hospital >= 4(BPF Negeri) and follow **STEP 1** and **STEP 2**

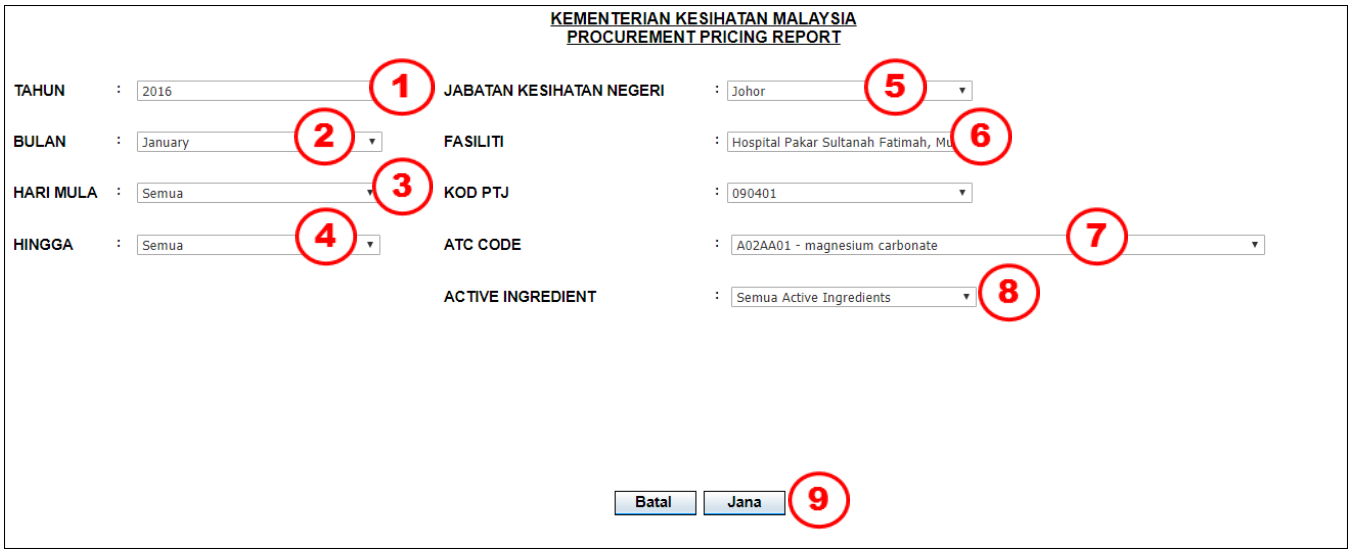

Figure 4.8-1 Procurement Pricing Report

STEP 1
Click on '***Tahun***' dropdown to choose the year

STEP 2
Click on '***Bulan'*** dropdown to choose the month

STEP 3
Click on '***Hari Mula***' dropdown to choose the start date

STEP 4
Click on '***Hingga'*** dropdown to choose the end date

STEP 5
Click on '***Jabatan Kesihatan Negeri***' dropdown to choose the state

STEP 6
Click on '***Fasiliti***' dropdown to choose the facilty

STEP 7
Click on '***ATC Code***' dropdown to choose the ATC code

STEP 8
Click on '***Active Ingredient***' to choose the active ingredient

Note
*Each user will have different '**Jabatan Kesihatan Negeri',** '**Fasiliti**' and '**Kod PTJ'.***

STEP 9

Click on the **Jana** button to generate the report

Note

Click on the **Batal** *button to cancel it.*

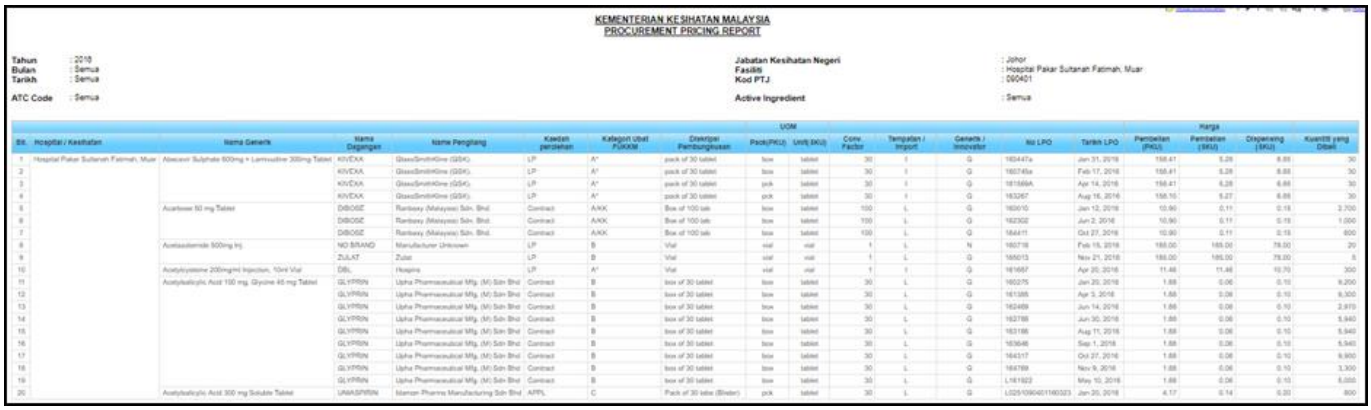

KEMENTERIAN KESIHATAN MALAYSIA
PROCUREMENT PRICING REPORT

Tahun : 2016
Bulan : Semua
Tarikh : Semua

ATC Code : Semua

Jabatan Kesihatan Negeri : Johor
Fasiliti : Hospital Pakar Sultanah Fatimah, Muar
Kod PTJ : 090401

Active Ingredient : Semua

Bil.	Hospital / Kesihatan	Nama Generik	Nama Dagangan	Nama Pengilang	Kaedah perolehan	Kategori Ubat FUKKM	Diskripsi Pembungkusan	UOM Pack(PKU)	UOM Unit(SKU)	Conv. Factor	Tempatan / Import	Generik / Innovator	No LPO	Tarikh LPO	Harga Pembelian (PKU)	Harga Pembelian (SKU)	Harga Dispensing (SKU)	Kuantiti yang Dibeli
1	Hospital Pakar Sultanah Fatimah, Muar	Abacavir Sulphate 600mg + Lamivudine 300mg Tablet	KIVEXA	GlaxoSmithKline (GSK)	LP	A*	pack of 30 tablet	box	tablet	30	I	G	160447a	Jan 31, 2016	158.41	5.28	8.88	30
2			KIVEXA	GlaxoSmithKline (GSK)	LP	A*	pack of 30 tablet	box	tablet	30	I	G	160745a	Feb 17, 2016	158.41	5.28	8.88	30
3			KIVEXA	GlaxoSmithKline (GSK)	LP	A*	pack of 30 tablet	pck	tablet	30	I	G	161569A	Apr 14, 2016	158.41	5.28	8.88	30
4			KIVEXA	GlaxoSmithKline (GSK)	LP	A*	pack of 30 tablet	pck	tablet	30	I	G	163267	Aug 16, 2016	158.10	5.27	8.88	30
5		Acarbose 50 mg Tablet	DIBOSE	Ranbaxy (Malaysia) Sdn. Bhd.	Contract	A/KK	Box of 100 tab	box	tablet	100	L	G	160010	Jan 12, 2016	10.90	0.11	0.18	3,700
6			DIBOSE	Ranbaxy (Malaysia) Sdn. Bhd.	Contract	A/KK	Box of 100 tab	box	tablet	100	L	G	162302	Jun 2, 2016	10.90	0.11	0.18	1,000
7			DIBOSE	Ranbaxy (Malaysia) Sdn. Bhd.	Contract	A/KK	Box of 100 tab	box	tablet	100	L	G	164411	Oct 27, 2016	10.90	0.11	0.18	600
8		Acetazolamide 500mg Inj	NO BRAND	Manufacturer Unknown	LP	B	Vial	vial	vial	1	L	N	160718	Feb 15, 2016	185.00	185.00	78.00	20
9			ZULKT	Zulat	LP	B	Vial	vial	vial	1	L	G	165013	Nov 21, 2016	185.00	185.00	78.00	5
10		Acetylcysteine 200mg/ml Injection, 10ml Vial	DBL	Hospira	LP	A*	Vial	vial	vial	1	I	G	161667	Apr 20, 2016	11.48	11.48	10.70	300
11		Acetylsalicylic Acid 150 mg, Glycine 45 mg Tablet	GLYPRIN	Upha Pharmaceutical Mfg. (M) Sdn Bhd	Contract	B	box of 30 tablet	box	tablet	30	L	G	160275	Jan 29, 2016	1.88	0.06	0.10	9,200
12			GLYPRIN	Upha Pharmaceutical Mfg. (M) Sdn Bhd	Contract	B	box of 30 tablet	box	tablet	30	L	G	161385	Apr 5, 2016	1.88	0.06	0.10	9,300
13			GLYPRIN	Upha Pharmaceutical Mfg. (M) Sdn Bhd	Contract	B	box of 30 tablet	box	tablet	30	L	G	162489	Jun 14, 2016	1.88	0.06	0.10	2,970
14			GLYPRIN	Upha Pharmaceutical Mfg. (M) Sdn Bhd	Contract	B	box of 30 tablet	box	tablet	30	L	G	162788	Jun 30, 2016	1.88	0.06	0.10	5,940
15			GLYPRIN	Upha Pharmaceutical Mfg. (M) Sdn Bhd	Contract	B	box of 30 tablet	box	tablet	30	L	G	163186	Aug 11, 2016	1.88	0.06	0.10	5,940
16			GLYPRIN	Upha Pharmaceutical Mfg. (M) Sdn Bhd	Contract	B	box of 30 tablet	box	tablet	30	L	G	163646	Sep 1, 2016	1.88	0.06	0.10	5,940
17			GLYPRIN	Upha Pharmaceutical Mfg. (M) Sdn Bhd	Contract	B	box of 30 tablet	box	tablet	30	L	G	164317	Oct 27, 2016	1.88	0.06	0.10	5,900
18			GLYPRIN	Upha Pharmaceutical Mfg. (M) Sdn Bhd	Contract	B	box of 30 tablet	box	tablet	30	L	G	164789	Nov 9, 2016	1.88	0.06	0.10	3,300
19			GLYPRIN	Upha Pharmaceutical Mfg. (M) Sdn Bhd	Contract	B	box of 30 tablet	box	tablet	30	L	G	L161922	May 10, 2016	1.88	0.06	0.10	6,000
20		Acetylsalicylic Acid 300 mg Soluble Tablet	UNASPIRIN	Marion Pharma Manufacturing Sdn Bhd	APPL	C	Pack of 30 tabs (Blister)	pck	tablet	30	L	G	L025109040114003	Jan 20, 2016	4.17	0.14	0.20	800

Figure 4.8-2 Procurement Pricing Report

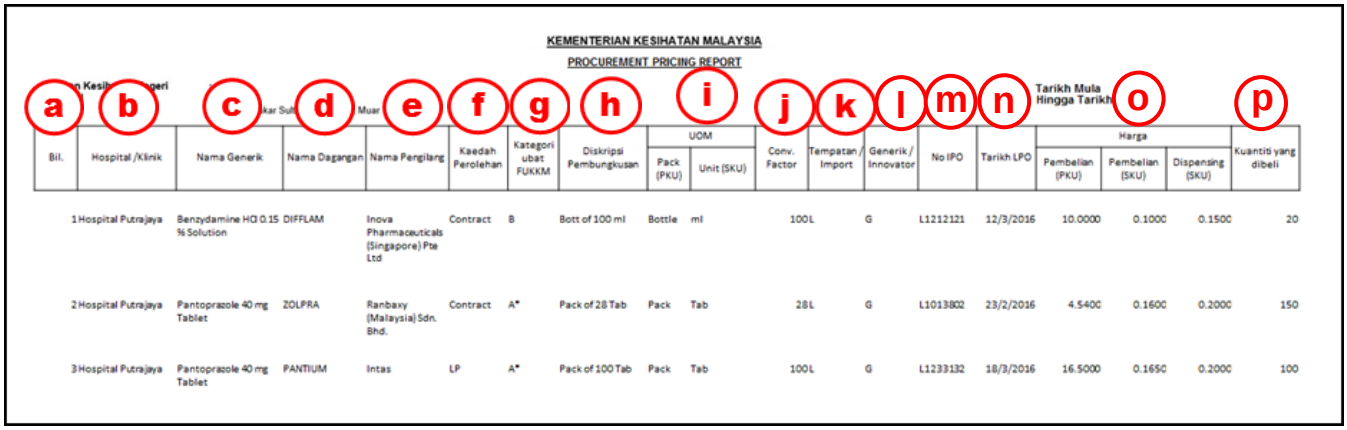

KEMENTERIAN KESIHATAN MALAYSIA
PROCUREMENT PRICING REPORT

a b c d e f g h i j k l m n o p

Tarikh Mula
Hingga Tarikh

Bil.	Hospital /Klinik	Nama Generik	Nama Dagangan	Nama Pengilang	Kaedah Perolehan	Kategori ubat FUKKM	Diskripsi Pembungkusan	UOM Pack (PKU)	UOM Unit (SKU)	Conv. Factor	Tempatan / Import	Generik / Innovator	No IPO	Tarikh LPO	Harga Pembelian (PKU)	Harga Pembelian (SKU)	Harga Dispensing (SKU)	Kuantiti yang dibeli
1	Hospital Putrajaya	Benzydamine HCl 0.15 % Solution	DIFFLAM	Inova Pharmaceuticals (Singapore) Pte Ltd	Contract	B	Bott of 100 ml	Bottle	ml	100L		G	L1212121	12/3/2016	10.0000	0.1000	0.1500	20
2	Hospital Putrajaya	Pantoprazole 40 mg Tablet	ZOLPRA	Ranbaxy (Malaysia) Sdn. Bhd.	Contract	A*	Pack of 28 Tab	Pack	Tab	28L		G	L1013802	23/2/2016	4.5400	0.1600	0.2000	150
3	Hospital Putrajaya	Pantoprazole 40 mg Tablet	PANTIUM	Intas	LP	A*	Pack of 100 Tab	Pack	Tab	100L		G	L1233132	18/3/2016	16.5000	0.1650	0.2000	100

Figure 4.8-3 Procurement Pricing Report

The 'Procurement Pricing Report' consist of:

No	Field	Description
a	Bil	Running No
b	Hospital / Kesihatan	Categorize by Hospital and Clinic
c	Nama Generik	From drug code to retrieve drug name from drug master table
d	Nama Dagangan	Use Brand code from purchase line, retrieve brand name from brand master
e	Name Pengilang	Manufacturer code from purchase line, retrieve manufacturer name from manufacturer master
f	Kaedah perolehan	Refer to purchase type in purchase order header table: 1. APPL

		2. LP 3. Contract
g	Kategori Ubat FUKKM	Use Drug code to retrieve drug category from drug master
h	Diskripsi Pembungkusan	Retrieve from po detail table
i	UOM	
	• Pack (PKU)	Retrieve from po detail table or use item code to retrieve SKU from Item master
	• Pack (SKU)	Retrieve from po detail table or use item code to retrieve SKU from Item master
j	Conv. Factor	Retrieve from po detail table or use item code to retrieve conversion from Item master
k	Tempatan / Import	Use manufacturer code and access to manufacturer table, If country is Malaysia then “L”, else “I”
l	Generik / Innovator	Use Brand code to retrieve type from brand master
m	No LPO	Retrieve from PO header
n	Tarikh LPO	Retrieve from PO header
o	Harga	
	• Pembelian (PKU)	Retrieve from PO detail
	• Pembelian (SKU)	Purchase price (PKU) / Conversion Factor
	• Dispensing (SKU)	Retrieve retail price by SKU from drug master
p	Kuantiti yang Dibeli	Retrieve from PO detail (eP Approved Qty)

Table 4.8-1 Laporan Bulanan Stok Ubat & Bukan Ubat Terperinci Bagi Fasiliti Report

5.0 PhIS Penalty Module

Overview

PhIS Statistic Reports allows user to perform and generate statistic, analysis reports and enquiries based on the available data cubes and dimensions. This report module shall include the management and operational data management of Hospital/Clinic, Jabatan Kesihatan Negeri(JKN) and Headquarters(HQ).

User Group

This module is for:

a) HQ user – Able to view summary and details (if required) report for all state
b) State user – Able to view summary and details report for all facility within the sate
c) Facility user – View summary and details report for their facility only
d) PKD user – Able to view summary and details report for all facility within the PKD

Functional Diagram

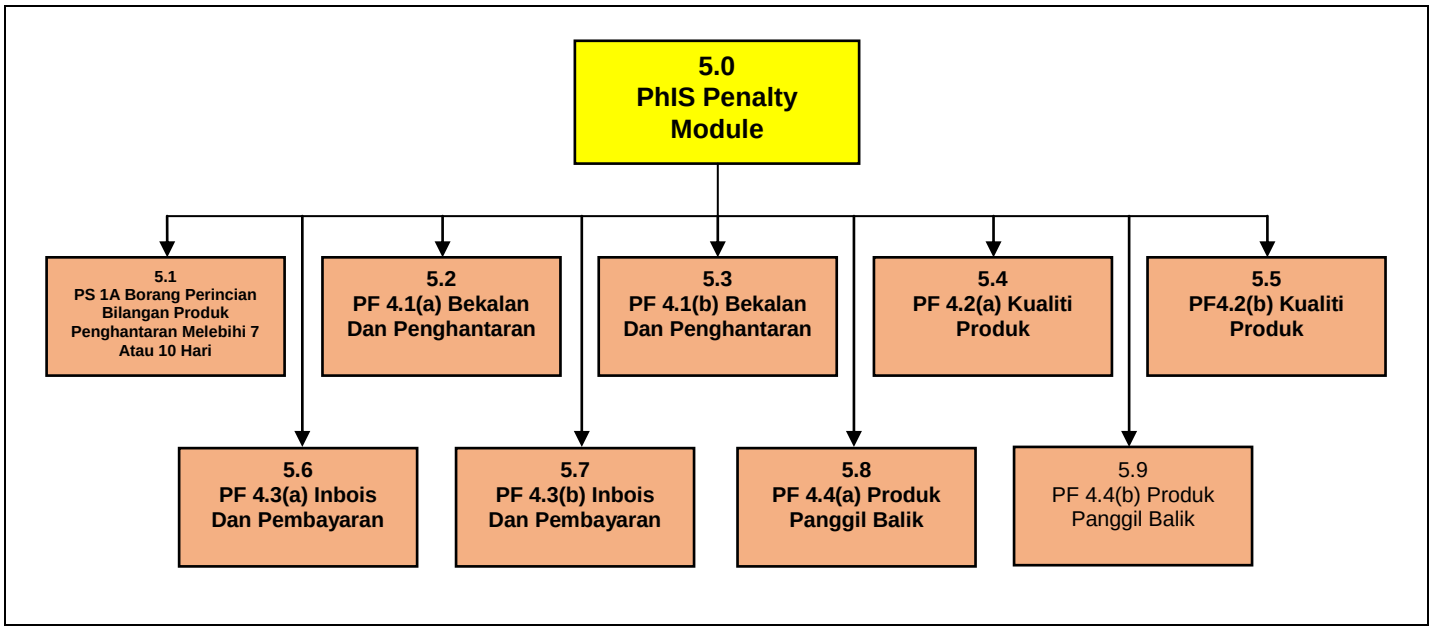

Figure 5.0

Functional Description

PhIS Penalty Module comprises of nine (9) main modules:

- **PS 1A Borang Perincian Bilangan Produk Penghantaran Melebihi 7 Atau 10 Hari**
- **PF 4.1(a) Bekalan Dan Penghantaran**
- **PF 4.1(b) Bekalan Dan Penghantaran**
- **PF 4.2(a) Kualiti Produk**
- **PF 4.2(b) Kualiti Produk**
- **PF 4.3(a) Inbois Dan Pembayaran**
- **PF 4.3(b) Inbois Dan Pembayaran**
- **PF 4.4(a) Produk Panggil Balik**
- **PF 4.4(b) Produk Panggil Balik**

5.1 PS 1A Borang Perincian Bilangan Produk Penghantaran Melebihi 7 Atau 10 Hari

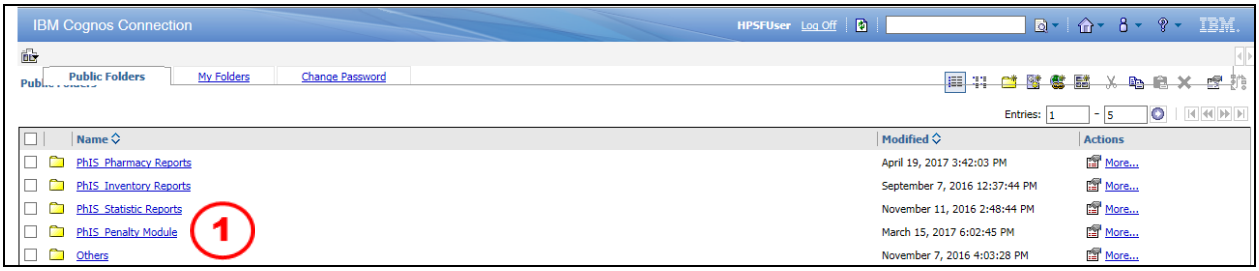

Figure 5.1-1 IBM Cognos Connection: PhIS Penalty Module

STEP 1

Click on the ***PhIS Penalty Module*** folder and new screen will be displayed as Figure 5.1-2

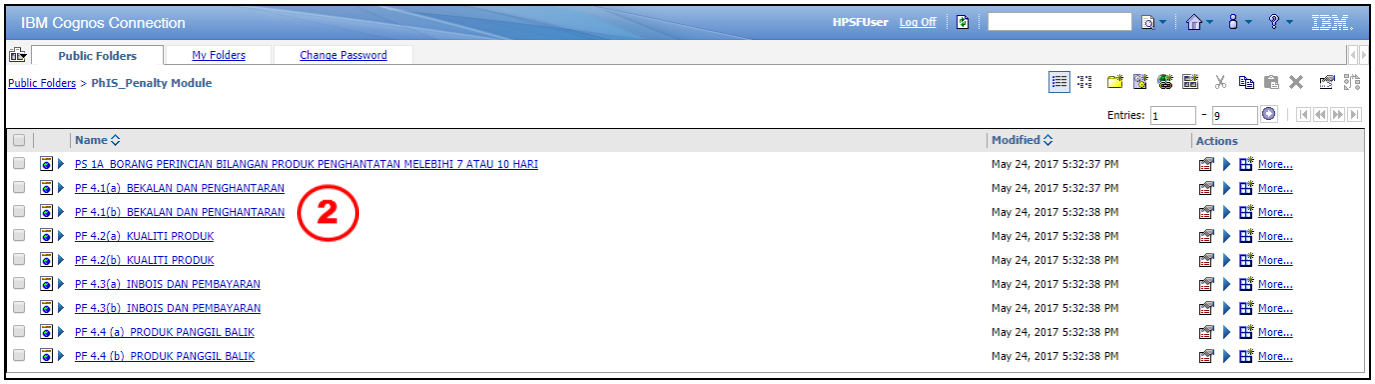

Figure 5.1-2 IBM Cognos Connection: PhIS Penalty Module

STEP 2

Click on the selected report that need to be generate

Note

There are nine (9) reports under PhIS Penalty Module section:

- *PS 1A Borang Perincian Bilangan Produk Penghantaran Melebihi 7 Atau 10 Hari*
- *PF 4.1(a) Bekalan Dan Penghantaran*
- *PF 4.1(b) Bekalan Dan Penghantaran*
- *PF 4.2(a) Kualiti Produk*
- *PF 4.2(b) Kualiti Produk*
- *PF 4.3(a) Inbois Dan Pembayaran*
- *PF 4.3(b) Inbois Dan Pembayaran*
- *PF 4.4(a) Produk Panggil Balik*
- *PF 4.4(b) Produk Panggil Balik*

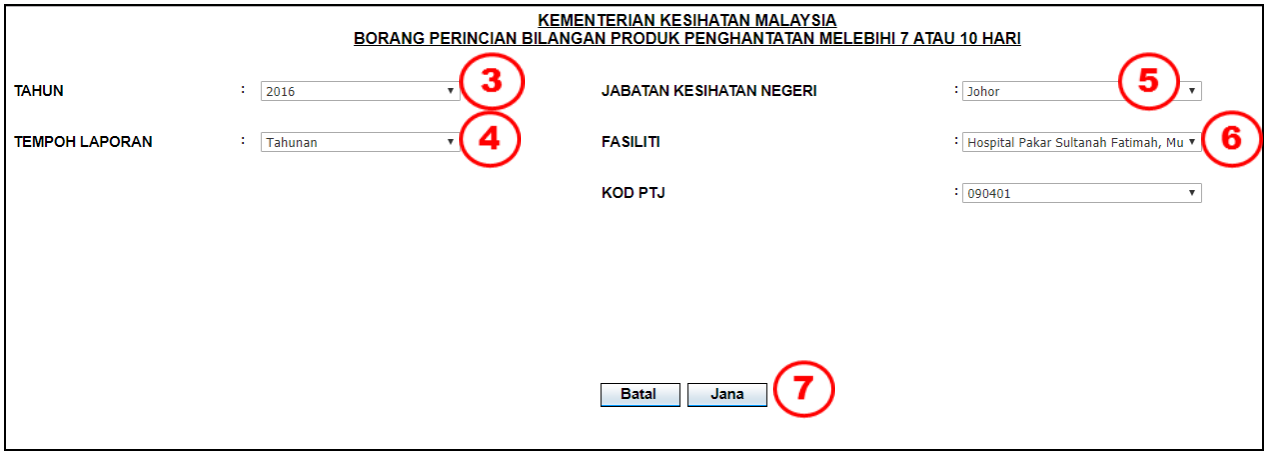

Figure 5.1-3 Borang Perincian Bilangan Produk Penghantaran Melebihi 7 Atatu 10 Hari

STEP 3
Click on '***Tahun***' dropdown to choose the year

STEP 4
Click on '***Bulan***' dropdown to choose the month

STEP 5
Click on '***Jabatan Kesihatan Negeri'*** dropdown to choose the state

STEP 6
Click on '***Fasiliti***' dropdown to choose the facility

Note
*Each facility user will have different '**Jabatan Kesihatan Negeri',** '**Fasiliti**' and '**Kod PTJ'.***

STEP 7
Click on the Jana button to generate the report

Note
Click on the Batal button to cancel it.

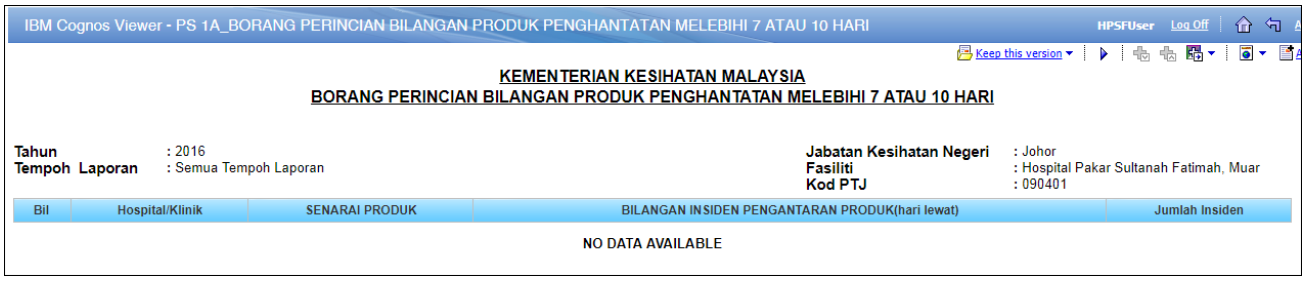

Figure 5.1-4 Borang Perincian Bilangan Produk Penghantaran Melebihi 7 Atau 10 Hari



Figure 5.1-5 Borang Perincian Bilangan Produk Penghantaran Melebihi 7 Atau 10 Hari (Negeri)

BORANG PERINCIAN BILANGAN PRODUK PENGHANTARAN MELEBIHI 7 ATAU 10 HARI

NAMA FASILITI KKM..... j ..... NEGERI..... k

l TEMPOH.....

BIL. m	SENARAI PRODUK n	BILANGAN INSIDEN PENGHANTARAN PRODUK (hari lewat)				JUMLAH INSIDEN t
		1 - 7 hari lewat	8 - 14 hari lewat	15 - 30 hari lewat	Lebih 30 hari lewat	
A - UBAT		o	p	q	r	
					JUMLAH*	0
B - BUKAN UBAT						
					JUMLAH*	0

DISEDIAKAN OLEH

Pegawai Farmasi
Bahagian Perkhidmatan Farmasi Negeri .....

DISEMAK OLEH

Timbalan Pengarah Kesihatan (Farmasi)
Negeri .....

Figure 5.1-6 Borang Perincian Bilangan Produk Penghantaran Melebihi 7 Atau 10 Hari (Fasiliti)

The '*Borang Perincian Bilangan Produk Penghantaran Melebihi 7 Atau 10 Hari'* consist of:

No	Field	Description
a	Negeri	Refer to Reference Table to retrieve State Name
b	Tempoh	1st Quarter = January – March YYYY 2nd Quarter = January – June YYYY 3rd Quarter = January – September YYYY 4th Quarter = January – December YYYY
c	Bil	Running number
d	Hospital / Kesihatan	Refer to Facility Name to retrieve the name of Facility The facility to be printed will be based on input criteria input at Report Filter
e	1-7 Hari Lewat	Retrieve from penalty table with PS 1 and verified status, count incident by transaction by item i.e. 1 incident got 2 items and both also within 1 – 7 days late, the count will be 2
f	8-14 Hari Lewat	Retrieve from penalty table with PS 1 and verified status, count incident by transaction by item i.e. 1 incident got 2 items and both also within 8 – 15 days late, the count will be 2
g	15-30 Hari Lewat	Retrieve from penalty table with PS 1 and verified status, count incident by transaction by item i.e. 1 incident got
h	Lebih 30 Hari Lewat	Retrieve from penalty table with PS 1 and verified status, count incident by transaction by item i.e. 1 incident got 2 items and both also more than 30 days late, the count will be 2
i	Jumlah Incident	Total all incidents by facility, duration period, and item group
j	Nama Fasiliti KKM	Refer to Facility Name to retrieve the name of Facility The facility to be printed will be based on input criteria input at Report Filter
k	Negeri	Refer to Reference Table to retrieve State Name
l	Tempoh	t Quarter = January – March YYYY 2nd Quarter = January – June YYYY 3rd Quarter = January – September YYYY

		4th Quarter = January – December YYYY
m	Bil	Running No
n	Senarai Produk	Based on item code in Penalty table and retrieve description from item master
o	1-7 Hari Lewat	Retrieve from penalty table with PS 1 and verified status, count incident by transaction by item i.e. 1 incident got 2 items and both also within 1 – 7 days late, the count will be 2
p	8-14 Hari Lewat	Retrieve from penalty table with PS 1 and verified status, count incident by transaction by item i.e. 1 incident got 2 items and both also within 8 – 15 days late, the count will be 2
q	15-30 Hari Lewat	Retrieve from penalty table with PS 1 and verified status, count incident by transaction by item i.e. 1 incident got 2 items and both also within 15 – 30 days late, the count will be 2
r	Lebih 30 Hari Lewat	Retrieve from penalty table with PS 1 and verified status, count incident by transaction by item i.e. 1 incident got 2 items and both also more than 30 days late, the count will be 2
t	Jumlah Incident	Total all incidents by facility, duration period, and item group

Table 5.1-1 Borang Perincian Bilangan Produk Penghantaran Melebihi 7 Atau 10 Hari

5.2 PF 4.1(a) Bekalan Dan Penghantaran Mengikut Produk

Refer to section 5.1 PS 1A Borang Perincian Bilangan Produk Penghantaran Melebihi 7 Atau 10 Hari and follow **STEP 1** and **STEP 2**

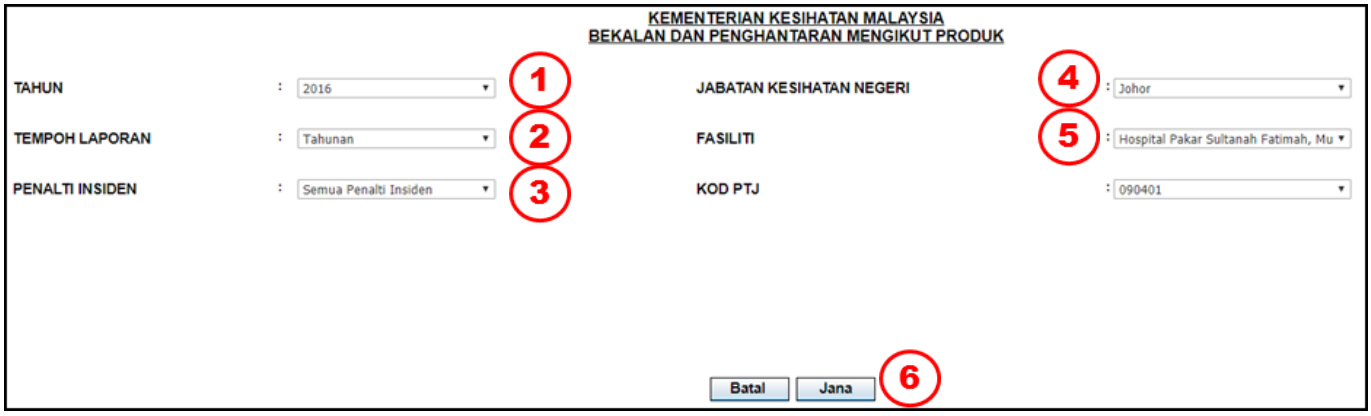

Figure 5.2-1 Laporan Bekalan Dan Penghantaran Mengikut Produk

STEP 1
Click on '***Tahun***' dropdown to choose the year

STEP 2
Click on '***Tempoh Laporan***' dropdown to choose the report period

STEP 3
Click on '***Penalty Insiden'*** dropdown to choose the penalty incidents

STEP 4
Click on '***Jabatan Kesihatan Negeri'*** dropdown to choose the state

STEP 5
Click on '***Fasiliti***' dropdown to choose the facility

Note
*Each user will have different '**Jabatan Kesihatan Negeri',** '**Fasiliti**' and '**Kod PTJ'.***

STEP 6
Click on the **Jana** button to generate the report

Note
Click on the **Batal** *button to cancel it.*

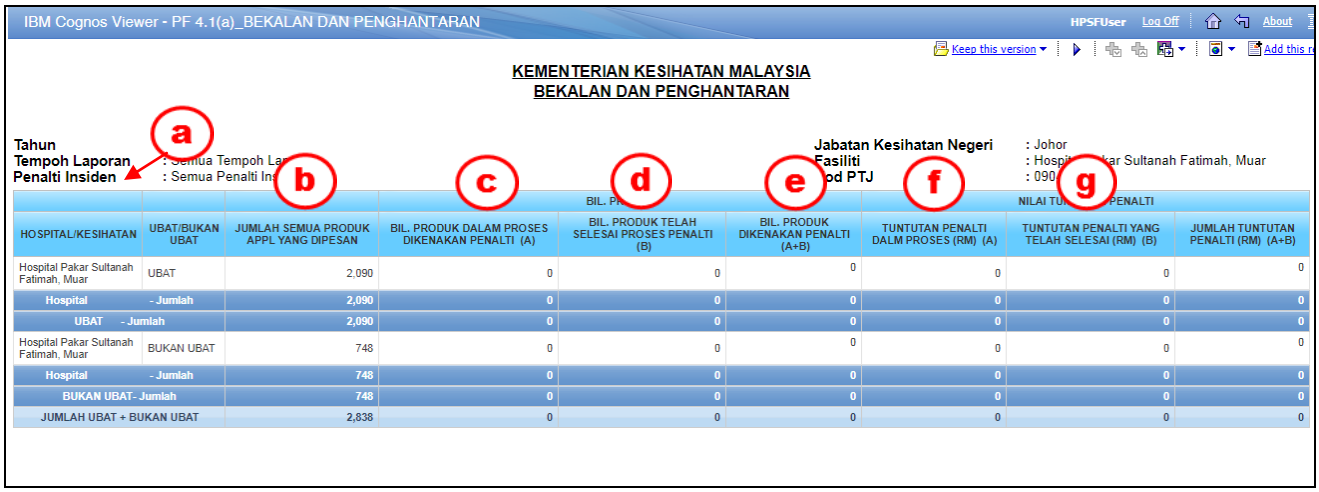

HOSPITAL/KESIHATAN	UBAT/BUKAN UBAT	JUMLAH SEMUA PRODUK APPL YANG DIPESAN	BIL. PRODUK DALAM PROSES DIKENAKAN PENALTI (A)	BIL. PRODUK TELAH SELESAI PROSES PENALTI (B)	BIL. PRODUK DIKENAKAN PENALTI (A+B)	TUNTUTAN PENALTI DALM PROSES (RM) (A)	TUNTUTAN PENALTI YANG TELAH SELESAI (RM) (B)	JUMLAH TUNTUTAN PENALTI (RM) (A+B)
Hospital Pakar Sultanah Fatimah, Muar	UBAT	2,090	0	0	0	0	0	0
Hospital	- Jumlah	2,090	0	0	0	0	0	0
UBAT	- Jumlah	2,090	0	0	0	0	0	0
Hospital Pakar Sultanah Fatimah, Muar	BUKAN UBAT	748	0	0	0	0	0	0
Hospital	- Jumlah	748	0	0	0	0	0	0
BUKAN UBAT- Jumlah		748	0	0	0	0	0	0
JUMLAH UBAT + BUKAN UBAT		2,838	0	0	0	0	0	0

Figure 5.2-2 Laporan Bekalan Dan Penghantaran Mengikut Produk

The 'Laporan Bekalan Dan Penghantaran Mengikut Produk' consist of:

No	Field	Description
a	Penalti Insiden	Base on: • PS 1 - The Delivery of such order shall be deliver within 7 working days (West Malaysia) 10 days (East Malaysia) • PS 5 - The product shall not be physically damage/obsolete or expired • PS 6 - The product shall be in accordance the specifications • PS 7 - The product shall be in accordance to the description in LPO
b	Jumlah Semua APPL Di Pesan	Retrieve from PO table, count total product by distinct for Hospital/PKD and selected period against LPO date
c	Bilangan Produk Dalam Proses Di Kenakan Penalti (A)	Retrieve from penalty table, count total item by distinct for selected period against verified date with verified status but has not pay
d	Bilangan Produk Telah Selesai Proses Penalti (B)	Retrieve from penalty table, count total item by distinct for selected period against payment date and after payment
e	Bilangan Produk Di Kenakan Penalti (A+B)	Bilangan Produk Di Kenakan Penalti = (A : Bilangan Produk Dalam Proses Di Kenakan Penalti) + (B: Bilangan Produk Telah Selasai Proses Penalti)
f	Tuntutan Dalam Proses Di Kenakan Penalti – RM (A)	Retrieve from penalty table, count total item by distinct for selected period against payment date and after payment

g	Tuntutan Telah Selesai Proses Penalti – RM (B)	Retrieve from penalty table, sum the penalty amount for selected period against payment date and after payment

Table 5.2-1 Laporan Bekalan Dan Penghantaran Mengikut Produk

5.3 PF 4.1(b) Bekalan Dan Penghantaran

Refer to section 5.1 PS 1A Borang Perincian Bilangan Produk Penghantaran Melebihi 7 Atau 10 Hari and follow **STEP 1** and **STEP 2**

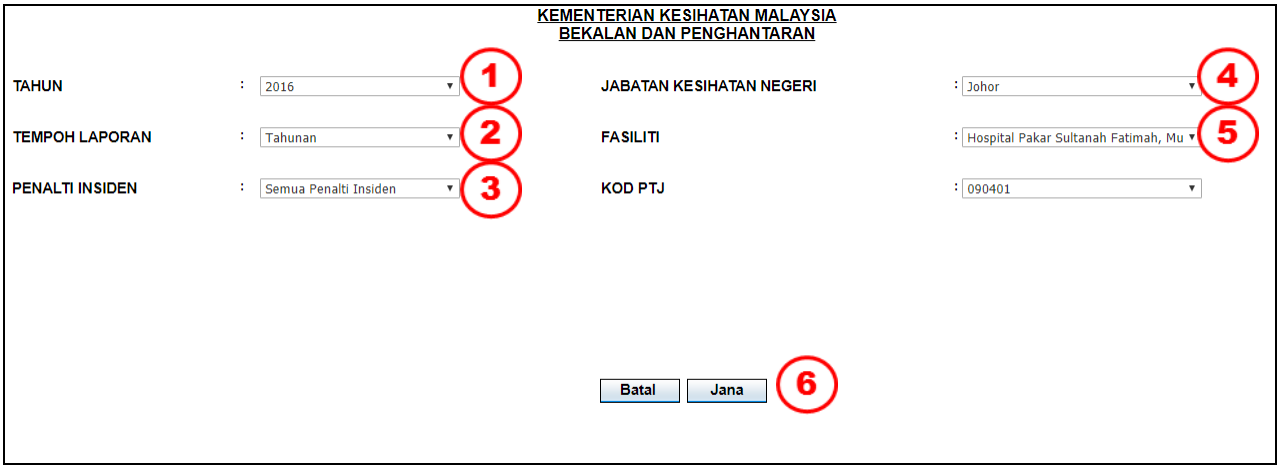

Figure 5.3-1 Bekalan Dan Penghantaran

STEP 1
Click on '***Tahun***' dropdown to choose the year

STEP 2
Click on '***Tempoh Laporan***' dropdown to choose the report period

STEP 3
Click on '***Penalty Insiden'*** dropdown to choose the penalty incidents

STEP 4
Click on '***Jabatan Kesihatan Negeri'*** dropdown to choose the state

STEP 5
Click on '***Fasiliti***' dropdown to choose the facility

Note
*Each user will have different '**Jabatan Kesihatan Negeri',** '**Fasiliti**' and '**Kod PTJ'.***

STEP 6
Click on the **Jana** button to generate the report

Note
Click on the **Batal** *button to cancel it.*

IBM Cognos Viewer - PF 4.1(b)_BEKALAN DAN PENGHANTARAN

HPSFUser Log Off About

Keep this version Add this r

KEMENTERIAN KESIHATAN MALAYSIA
BEKALAN DAN PENGHANTARAN

Tahun : 2016
Tempoh Laporan : Semua Tempoh Laporan
Penalti Insiden : Semua Penalti Insiden

Jabatan Kesihatan Negeri : Johor
Fasiliti : Hospital Pakar Sultanah Fatimah, Muar
Kod PTJ : 090401

		BIL. PRODUK			NILAI TUNTUTAN PENALTI		
HOSPITAL/KESIHATAN	UBAT/BUKAN UBAT	BIL. PRODUK DALAM PROSES DIKENAKAN PENALTI (A)	BIL. PRODUK TELAH SELESAI PROSES PENALTI (B)	BIL. PRODUK DIKENAKAN PENALTI (A+B)	TUNTUTAN PENALTI DALM PROSES (RM) (A)	TUNTUTAN PENALTI YANG TELAH SELESAI (RM) (B)	JUMLAH TUNTUTAN PENALTI (RM) (A+B)

NO DATA AVAILABLE

Figure 5.3-2 Laporan Bekalan Dan Penghantaran

a b c d e f g h i

BEKALAN DAN PENGHANTARAN

Penalti Insiden : **PS Code and Description**
Negeri : **Tempoh:**

HOSPITAL/ KESIHATAN	UBAT / BUKAN UBAT	BIL. INSIDEN DALAM PROSES DIKENAKAN PENALTI (A)	BIL. INSIDEN TELAH SELESAI PROSES PENALTI (B)	BIL. INSIDEN DIKENAKAN PENALTI (A+B)	TUNTUTAN PENALTI DALAM PROSES (RM) (a)	TUNTUTAN PENALTI YANG TELAH SELESAI (RM) (b)	JUMLAH TUNTUTAN PENALTI (RM) (a+b)
HOSPITAL - UBAT							
HOSPITAL 1	UBAT						
HOSPITAL 2	UBAT						
HOSPITAL 3	UBAT						
	JUMLAH HOSPITAL						
KESIHATAN - UBAT							
PKD 1	UBAT						
PKD 2	UBAT						
PKD 3	UBAT						
	JUMLAH PKD						
	JUMLAH UBAT						
HOSPITAL - BUKAN UBAT							
HOSPITAL 1	BUKAN UBAT						
HOSPITAL 2	BUKAN UBAT						
HOSPITAL 3	BUKAN UBAT						
	JUMLAH HOSPITAL						
KESIHATAN - BUKAN UBAT							
PKD 1	UBAT						
PKD 2	UBAT						
PKD 3	UBAT						
	JUMLAH PKD						
	JUMLAH BUKAN UBAT						
	JUMLAH UBAT + BUKAN UBAT						

*** Jika terdapat nilai untuk PS 1 (bilangan produk dikenakan penalti), sila lengkapkan Laporan Perincian Bilangan Produk Penghantaran Melebihi 7 atau 10 Hari (PS1A).**

DISEDIAKAN OLEH

Pegawai Farmasi

DISEMAK OLEH

Timbalan Pengarah Kesihatan (Farmasi)

Figure 5.3-3 Laporan Bekalan Dan Penghantaran

The 'Laporan Bekalan Dan Penghantaran' consist of:

No	Field	Description
a	Penalti Insiden	Base on: • PS 2 - The delivery products shall be made and completed during office hour between 8am to 5pm excluding (lunch hour and Friday prayer) • PS 3 - The delivery shall be door to door basis (different location from the LPO address) • PS 4 - The quantity order not tally with the LPO (more than order quantity)
b	Negeri	Refer to Reference Table to retrieve State Name
c	Tempoh	1st Quarter = January – March YYYY 2nd Quarter = January – June YYYY 3rd Quarter = January – September YYYY 4th Quarter = January – December YYYY
d	Bilangan Insiden Dalam Proses Di Kenakan Penalti (A)	Retrieve from penalty table, count total incident for selected period against verified date with verified status but has not pay
e	Bilangan Insiden Telah Selesai Proses Penalti (B)	Retrieve from penalty table, count total incident for selected period against payment date and after payment
f	Bilangan Insiden Di Kenakan Penalti (A+B)	Bilangan Inside Di Kenakan Penalti = (A : Bilangan Insiden Dalam Proses Di Kenakan Penalti) + (B : Bilangan Insiden Telah Selasai Proses Penalti)
g	Tuntutan Telah Selesai Proses Penalti – RM (A)	Retrieve from penalty table, sum the penalty amount for selected period against verified date with verified status but has not pay
h	Tuntutan Telah Selesai Proses Penalti – RM (B)	Retrieve from penalty table , sum the penalty amount for selected period against payment date and after payment
i	Jumlah Tuntutan Di Kenakan Penalti (A+B)	Jumlah Tuntutan Di Kenakan Penalti = (a : Tuntutan Dalam Proses Di Kenakan Penalti) + (b : Tuntutan Telah Selasai Proses Penalti)

Table 5.3-1 Laporan Bekalan Dan Penghantaran

5.4 PF 4.2(a) Kualiti Produk

Refer to section 5.1 PS 1A Borang Perincian Bilangan Produk Penghantaran Melebihi 7 Atau 10 Hari and follow **STEP 1** and **STEP 2**

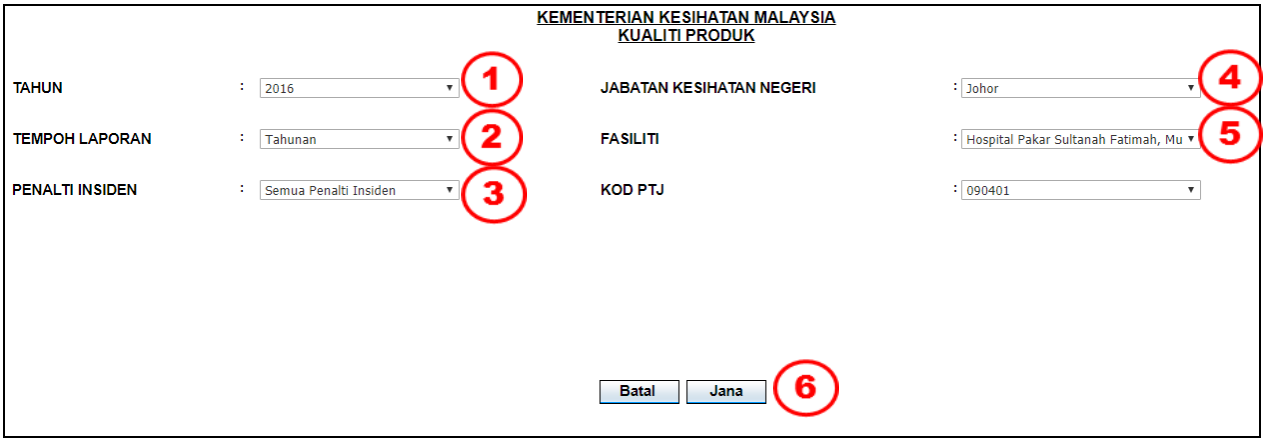

Figure 5.4-1 Kualiti Produk

STEP 1
Click on '***Tahun***' dropdown to choose the year

STEP 2
Click on '***Tempoh Laporan***' dropdown to choose the report period

STEP 3
Click on '***Penalty Insiden'*** dropdown to choose the penalty incidents

STEP 4
Click on '***Jabatan Kesihatan Negeri'*** dropdown to choose the state

STEP 5
Click on '***Fasiliti***' dropdown to choose the facility

Note
*Each user will have different '**Jabatan Kesihatan Negeri',** '**Fasiliti**' and '**Kod PTJ'.***

STEP 6
Click on the **Jana** button to generate the report

Note
Click on the **Batal** *button to cancel it*

IBM Cognos Viewer - PF 4.2(a)_KUALITI PRODUK

HPSFUser Log Off About

Keep this version Add this r

KEMENTERIAN KESIHATAN MALAYSIA
KUALITI PRODUK

Tahun : 2016
Tempoh Laporan : Semua Tempoh Laporan
Penalti Insiden : Semua Penalti Insiden

Jabatan Kesihatan Negeri : Johor
Fasiliti : Hospital Pakar Sultanah Fatimah, Muar
Kod PTJ : 090401

		BIL. PRODUK			NILAI TUNTUTAN PENALTI		
HOSPITAL/KESIHATAN	UBAT/BUKAN UBAT	BIL. PRODUK DALAM PROSES DIKENAKAN PENALTI (A)	BIL. PRODUK TELAH SELESAI PROSES PENALTI (B)	BIL. PRODUK DIKENAKAN PENALTI (A+B)	TUNTUTAN PENALTI DALM PROSES (RM) (A)	TUNTUTAN PENALTI YANG TELAH SELESAI (RM) (B)	JUMLAH TUNTUTAN PENALTI (RM) (A+B)

NO DATA AVAILABLE

Figure 5.4-2 Laporan Kualiti Produk

a b c d e f g h i j

KUALITI PRODUK

Penalti Insiden : PS Code and Description
Negeri :
Tempoh:

			BIL. PRODUK			NILAI TUNTUTAN PENALTI		
HOSPITAL/ KESIHATAN	UBAT / BUKAN UBAT	JUMLAH SEMUA PRODUK APPL YANG DIPESAN	BIL. PRODUK DALAM PROSES DIKENAKAN PENALTI (A)	BIL. PRODUK TELAH SELESAI PROSES PENALTI (B)	BIL. PRODUK DIKENAKAN PENALTI (A+B) *	TUNTUTAN PENALTI DALAM PROSES (RM) (a)	TUNTUTAN PENALTI YANG TELAH SELESAI (RM) (b)	JUMLAH TUNTUTAN PENALTI (RM) (a+b)
HOSPITAL - UBAT								
HOSPITAL 1	UBAT							
HOSPITAL 2	UBAT							
HOSPITAL 3	UBAT							
	JUMLAH HOSPITAL	0						
KESIHATAN - UBAT								
PKD 1	UBAT							
PKD 2	UBAT							
PKD 3	UBAT							
	JUMLAH PKD	0						
	JUMLAH UBAT	0						
HOSPITAL - BUKAN UBAT								
HOSPITAL 1	BUKAN UBAT							
HOSPITAL 2	BUKAN UBAT							
HOSPITAL 3	BUKAN UBAT							
	JUMLAH HOSPITAL	0						
KESIHATAN - BUKAN UBAT								
PKD 1	UBAT							
PKD 2	UBAT							
PKD 3	UBAT							
	JUMLAH PKD	0						
	JUMLAH BUKAN UBAT	0						
	JUMLAH UBAT + BUKAN UBAT	0						

DISEDIAKAN OLEH

Pegawai Farmasi
Bahagian Perkhidmatan Farmasi Negeri .....

DISEMAK OLEH

Timbalan Pengarah Kesihatan (Farmasi)
Negeri .....

Figure 5.4-3 Laporan Kualiti Produk

The 'Laporan Kualiti Produk' consist of:

No	Field	Description
a	Penalti Insiden	Base on: • PS 9 - Non Vaccine - The product delivered must have at least 2/3 of the shelf life • PS 11 - Vaccine - The vaccine must have at least six (6) months of the shelf life
b	Negeri	Refer to Reference Table to retrieve State Name
c	Tempoh	1st Quarter = January – March YYYY 2nd Quarter = January – June YYYY 3rd Quarter = January – September YYYY 4th Quarter = January – December YYYY
d	Jumlah Semua APPL Di Pesan	Retrieve from PO table, count total product by distinct for Hospital/PKD and selected period against LPO date
e	Bilangan Produk Dalam Proses Di Kenakan Penalti (A)	Retrieve from penalty table , count total item by distinct for selected period against verified date with verified status but has not pay
f	Bilangan Produk Telah Selesai Proses Penalti (B)	Retrieve from penalty table, count total item by distinct for selected period against payment date and after payment
g	Bilangan Produk Di Kenakan Penalti (A+B)	Bilangan Produk Di Kenakan Penalti = (A : Bilangan Produk Dalam Proses Di Kenakan Penalti) + (B : Bilangan Produk Telah Selasai Proses Penalti)
h	Tuntutan Dalam Proses Di Kenakan Penalti – RM (A)	Retrieve from penalty table, sum the penalty amount for selected period against verified date with verified status but has not pay
i	Tuntutan Telah Selesai Proses Penalti – RM (B)	Retrieve from penalty table, sum the penalty amount for selected period against payment date and after payment
j	Jumlah Tuntutan Penalti - RM (A+B)	Jumlah Tuntutan Penalti = (a : Tututan Dalam Proses Di Kenakan Penalti) + (b : Tututan Telah Selasai Proses Penalti)

Table 5.4-1 Laporan Kualiti Produk

5.5 PF 4.2(b) Kualiti Produk

Refer to section 5.1 PS 1A Borang Perincian Bilangan Produk Penghantaran Melebihi 7 Atau 10 Hari and follow **STEP 1** and **STEP 2**

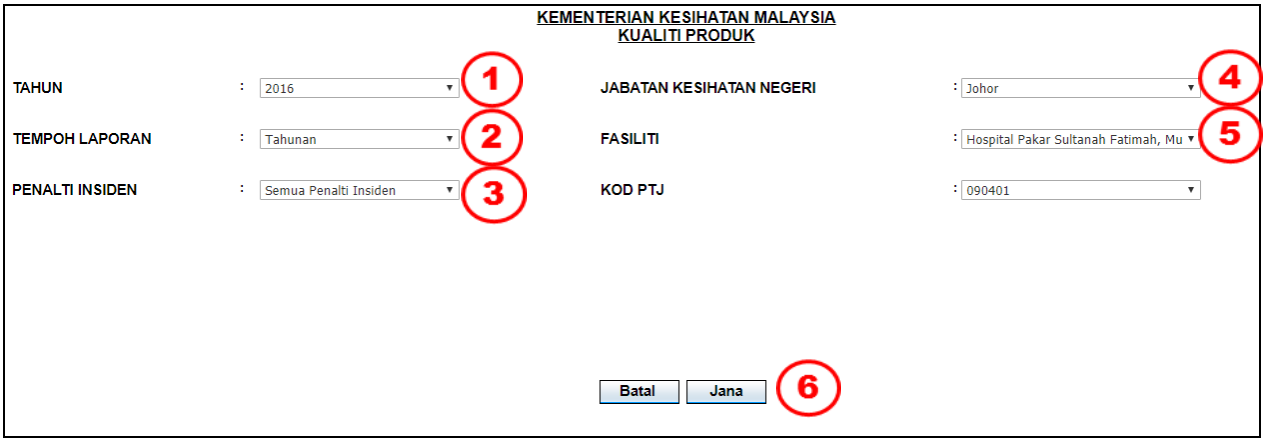

Figure 5.5-1 Kualiti Produk

STEP 1
Click on '***Tahun***' dropdown to choose the year

STEP 2
Click on '***Tempoh Laporan***' dropdown to choose the report period

STEP 3
Click on '***Penalty Insiden'*** dropdown to choose the penalty incidents

STEP 4
Click on '***Jabatan Kesihatan Negeri'*** dropdown to choose the state

STEP 5
Click on '***Fasiliti***' dropdown to choose the facility

Note
*Each user will have different '**Jabatan Kesihatan Negeri',** '**Fasiliti**' and '**Kod PTJ'.***

STEP 6
Click on the **Jana** button to generate the report

Note
Click on the **Batal** *button to cancel it*

IBM Cognos Viewer - PF 4.2(b)_KUALITI PRODUK

HPSFUser Log Off About

Keep this version Add this r

KEMENTERIAN KESIHATAN MALAYSIA
KUALITI PRODUK

Tahun	: 2016	**Jabatan Kesihatan Negeri**	: Johor
Tempoh Laporan	: Semua Tempoh Laporan	**Fasiliti**	: Hospital Pakar Sultanah Fatimah, Muar
Penalti Insiden	: Semua Penalti Insiden	**Kod PTJ**	: 090401

		BIL. PRODUK			NILAI TUNTUTAN PENALTI		
HOSPITAL/KESIHATAN	UBAT/BUKAN UBAT	BIL. PRODUK DALAM PROSES DIKENAKAN PENALTI (A)	BIL. PRODUK TELAH SELESAI PROSES PENALTI (B)	BIL. PRODUK DIKENAKAN PENALTI (A+B)	TUNTUTAN PENALTI DALM PROSES (RM) (A)	TUNTUTAN PENALTI YANG TELAH SELESAI (RM) (B)	JUMLAH TUNTUTAN PENALTI (RM) (A+B)

NO DATA AVAILABLE

Figure 5.5-2 Laporan Kualiti Produk

a

KUALITI PRODUK

c

Penalti Insiden : **PS Code and Description** **Tempoh:**

Negeri : b

		d	e	f	g	h	i
		BIL. INSIDEN			NILAI TUNTUTAN PENALTI		
HOSPITAL/ KESIHATAN	**UBAT / BUKAN UBAT**	**BIL. INSIDEN DALAM PROSES DIKENAKAN PENALTI (A)**	**BIL. INSIDEN TELAH SELESAI PROSES PENALTI (B)**	**BIL. INSIDEN DIKENAKAN PENALTI (A+B)**	**TUNTUTAN PENALTI DALAM PROSES (RM) (a)**	**TUNTUTAN PENALTI YANG TELAH SELESAI (RM) (b)**	**JUMLAH TUNTUTAN PENALTI (RM) (a+b)**
HOSPITAL - UBAT							
HOSPITAL 1	UBAT						
HOSPITAL 2	UBAT						
HOSPITAL 3	UBAT						
	JUMLAH HOSPITAL						
KESIHATAN - UBAT							
PKD 1	UBAT						
PKD 2	UBAT						
PKD 3	UBAT						
	JUMLAH PKD						
	JUMLAH UBAT						
HOSPITAL - BUKAN UBAT							
HOSPITAL 1	BUKAN UBAT						
HOSPITAL 2	BUKAN UBAT						
HOSPITAL 3	BUKAN UBAT						
	JUMLAH HOSPITAL						
KESIHATAN - BUKAN UBAT							
PKD 1	UBAT						
PKD 2	UBAT						
PKD 3	UBAT						
	JUMLAH PKD						
	JUMLAH BUKAN UBAT						
	JUMLAH UBAT + BUKAN UBAT						

DISEDIAKAN OLEH

Pegawai Farmasi
Bahagian Perkhidmatan Farmasi Negeri .....

DISEMAK OLEH

Timbalan Pengarah Kesihatan (Farmasi)
Negeri .....

Figure 5.5-3 Laporan Kualiti Produk

The 'Laporan Kualiti Produk' consist of:

No	Field	Description
a	Penalti Insiden	Base on: • PS 10 - The temperature must be maintained within (2C - 8C) at all times through delivery • PS 12 - Vaccine - Vaccine to be supplied shall be under cold chain condition • PS 13 - The products shall be marked with 'Kementerian Kesihatan Malaysia' or 'KKM' on immediate packaging
b	Negeri	Refer to Reference Table to retrieve State Name
c	Tempoh	1st Quarter = January – March YYYY 2nd Quarter = January – June YYYY 3rd Quarter = January – September YYYY 4th Quarter = January – December YYYY
d	Bilangan Insiden Dalam Proses Di Kenakan Penalti (A)	Retrieve from penalty table , count total incident for selected period against verified date with verified status but has not pay
e	Bilangan Insiden Telah Selasai Proses Penalti (B)	Retrieve from penalty table, count total incident for selected period against payment date and after payment
f	Bilangan Inside Di Kenakan Penalti (A + B)	Bilangan Inside Di Kenakan Penalti = (A: Bilangan Insiden Dalam Proses Di Kenakan Penalti) + (B : Bilangan Insiden Telah Selasai Proses Penalti)
g	Tuntutan Dalam Proses Di Kenakan Penalti – RM (A)	Retrieve from penalty table, sum the penalty amount for selected period against verified date with verified status but has not pay
h	Tuntutan Telah Selasai Proses Penalti – RM (B)	Retrieve from penalty table, sum the penalty amount for selected period against payment date and after payment
i	Jumlah Tuntutan Di Kenakan Penalti (B + B)	Jumlah Tuntutan Di Kenakan Penalti = (a : Tuntutan Dalam Proses Di Kenakan Penalti) + (b : Tuntutan Telah Selasai Proses Penalti)

Table 5.5-1 Laporan Kualiti Produk

5.6 PF 4.3(a) Inbois Dan Pembayaran

Refer to section 5.1 PS 1A Borang Perincian Bilangan Produk Penghantaran Melebihi 7 Atau 10 Hari and follow **STEP 1** and **STEP 2**

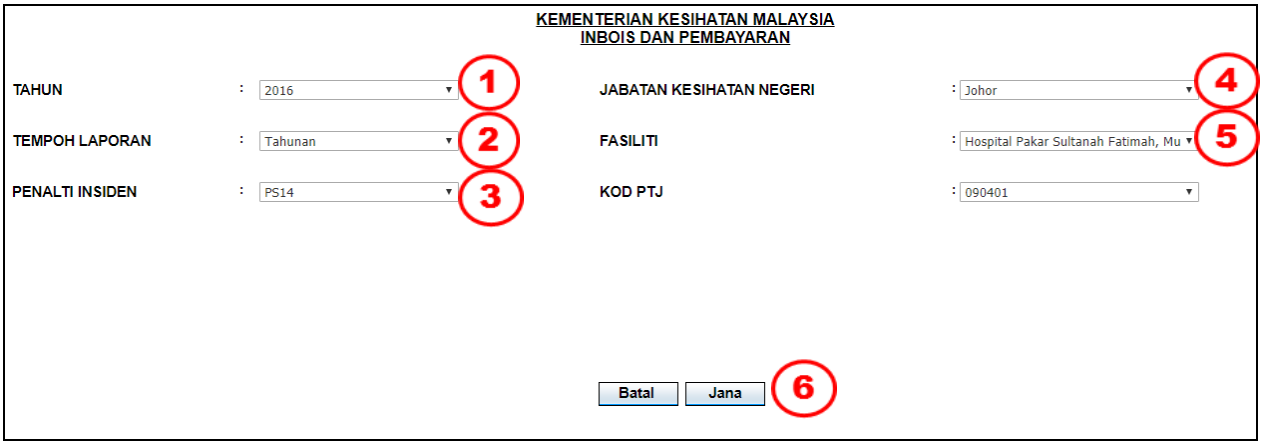

Figure 5.6-1 Inbois Dan Pembayaran

STEP 1
Click on '***Tahun***' dropdown to choose the year

STEP 2
Click on '***Tempoh Laporan***' dropdown to choose the report period

STEP 3
Click on '***Penalty Insiden'*** dropdown to choose the penalty incidents

STEP 4
Click on '***Jabatan Kesihatan Negeri'*** dropdown to choose the state

STEP 5
Click on '***Fasiliti***' dropdown to choose the facility

Note
*Each user will have different '**Jabatan Kesihatan Negeri',** '**Fasiliti**' and '**Kod PTJ'.***

STEP 6
Click on the **Jana** button to generate the report

Note
Click on the **Batal** *button to cancel it*

IBM Cognos Viewer - PF 4.3(a)_INBOIS DAN PEMBAYARAN

HPSFUser Log Off About

Keep this version Add this re

KEMENTERIAN KESIHATAN MALAYSIA
INBOIS DAN PEMBAYARAN

Tahun : 2016
Tempoh Laporan : Semua Tempoh Laporan
Penalti Insiden : PS14

Jabatan Kesihatan Negeri : Johor
Fasiliti : Hospital Pakar Sultanah Fatimah, Muar
Kod PTJ : 090401

		BIL. PRODUK			NILAI TUNTUTAN PENALTI		
HOSPITAL/KESIHATAN	UBAT/BUKAN UBAT	BIL. PRODUK DALAM PROSES DIKENAKAN PENALTI (A)	BIL. PRODUK TELAH SELESAI PROSES PENALTI (B)	BIL. PRODUK DIKENAKAN PENALTI (A+B)	TUNTUTAN PENALTI DALM PROSES (RM) (A)	TUNTUTAN PENALTI YANG TELAH SELESAI (RM) (B)	JUMLAH TUNTUTAN PENALTI (RM) (A+B)

NO DATA AVAILABLE

Figure 5.6-2 Laporan Inbois Dan Pembayaran

a b c d e f g h i

Penalti Insiden : **PS Code and Description** **Tempoh:**
Negeri :

		BIL. PRODUK			NILAI TUNTUTAN PENALTI		
HOSPITAL/ KESIHATAN	UBAT / BUKAN UBAT	BIL INBOIS DALAM PROSES DIKENAKAN PENALTI (A)	BIL INBOIS TELAH SELESAI PROSES PENALTI (B)	BIL INBOIS DIKENAKAN PENALTI (A+B) *	TUNTUTAN PENALTI DALAM PROSES (RM) (a)	TUNTUTAN PENALTI YANG TELAH SELESAI (RM) (b)	JUMLAH TUNTUTAN PENALTI (RM) (a+b)
HOSPITAL - UBAT							
HOSPITAL 1	UBAT						
HOSPITAL 2	UBAT						
HOSPITAL 3	UBAT						
	JUMLAH HOSPITAL						
KESIHATAN - UBAT							
PKD 1	UBAT						
PKD 2	UBAT						
PKD 3	UBAT						
	JUMLAH PKD						
	JUMLAH UBAT						
HOSPITAL - BUKAN UBAT							
HOSPITAL 1	BUKAN UBAT						
HOSPITAL 2	BUKAN UBAT						
HOSPITAL 3	BUKAN UBAT						
	JUMLAH HOSPITAL						
KESIHATAN - BUKAN UBAT							
PKD 1	BUKAN UBAT						
PKD 2	BUKAN UBAT						
PKD 3	BUKAN UBAT						
	JUMLAH PKD						
	JUMLAH BUKAN UBAT						
	JUMLAH UBAT + BUKAN UBAT						

Figure 5.6-3 Laporan Inbois Dan Pembayaran

The 'Laporan Kualiti Produk' consist of:

No	Field	Description
a	Penalti Insiden	Base on: • PS 14 - Delivery of Invoice - 14 days delay submission of invoice from fulfillment in eP
b	Negeri	Refer to Reference Table to retrieve State Name
c	Tempoh	1st Quarter = January – March YYYY 2nd Quarter = January – June YYYY 3rd Quarter = January – September YYYY 4th Quarter = January – December YYYY
d	Bilangan Inbois Dalam Proses Dikenakan Penalti (A)	Retrieve from penalty table , count total incident for selected period against verified date with verified status but has not pay
e	Bilangan Inbois Telah Selesai Proses Penalti (B)	Retrieve from penalty table, count total incident for selected period against payment date and after payment
f	Bilangan Inbois Dikenakan Penalti (A+B) *	Bilangan Inbois Di Kenakan Penalti = (A : Bilangan Produk Dalam Proses Di Kenakan Penalti) + (B : Bilangan Produk Telah Selasai Proses Penalti)
g	Tuntutan Penalti Dalam Proses (RM) (A)	Retrieve from penalty table, sum the penalty amount for selected period against verified date with verified status but has not pay
h	Tuntutan Penalti Yang Telah Selesai (RM) (B)	Retrieve from penalty table, sum the penalty amount for selected period against payment date and after payment
i	Jumlah Tuntutan Penalti (RM) (A+B)	Jumlah Tuntutan Penalti (RM) = (A : Tuntutan Penalti Dalam Proses) + (B : Tuntutan Penalti Yang Telah Selasai)

Table 5.6-1 Laporan Inbois Dan Pembayaran

5.7 PF 4.3(b) Inbois Dan Pembayaran

Refer to section 5.1 PS 1A Borang Perincian Bilangan Produk Penghantaran Melebihi 7 Atau 10 Hari and follow **STEP 1** and **STEP 2**

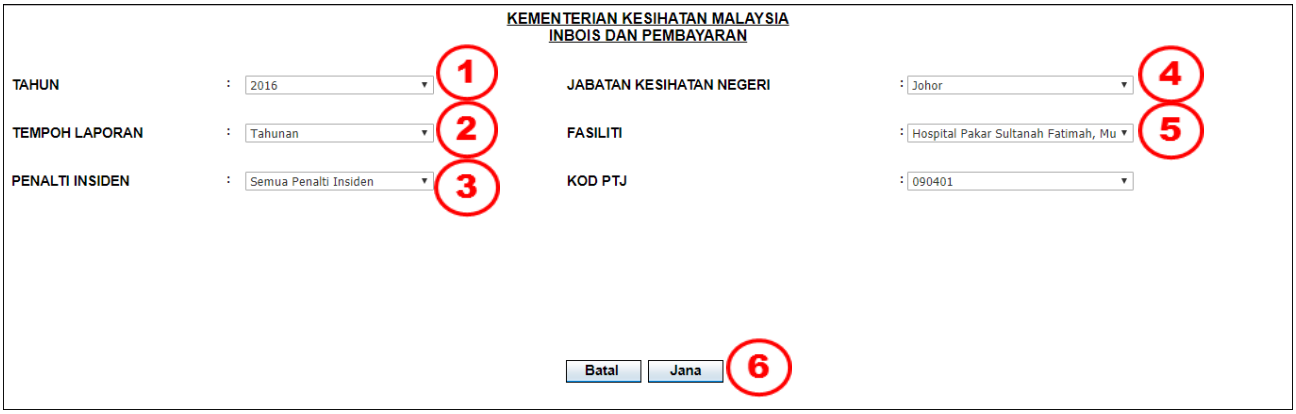

Figure 5.7-1 Inbois Dan Pembayaran

STEP 1
Click on '***Tahun***' dropdown to choose the year

STEP 2
Click on '***Tempoh Laporan***' dropdown to choose the report period

STEP 3
Click on '***Penalty Insiden'*** dropdown to choose the penalty incidents

STEP 4
Click on '***Jabatan Kesihatan Negeri'*** dropdown to choose the state

STEP 5
Click on '***Fasiliti***' dropdown to choose the facility

Note
*Each user will have different '**Jabatan Kesihatan Negeri',** '**Fasiliti**' and '**Kod PTJ'.***

STEP 6
Click on the **Jana** button to generate the report

Note
Click on the **Batal** *button to cancel it*

IBM Cognos Viewer - PF 4.3(b)_INBOIS DAN PEMBAYARAN

HPSFUser Log Off About

Keep this version Add this r

KEMENTERIAN KESIHATAN MALAYSIA
INBOIS DAN PEMBAYARAN

Tahun : 2016
Tempoh Laporan : Semua Tempoh Laporan
Penalti Insiden : Semua Penalti Insiden

Jabatan Kesihatan Negeri : Johor
Fasiliti : Hospital Pakar Sultanah Fatimah, Muar
Kod PTJ : 090401

		BIL. PRODUK			NILAI TUNTUTAN PENALTI		
HOSPITAL/KESIHATAN	UBAT/BUKAN UBAT	BIL. PRODUK DALAM PROSES DIKENAKAN PENALTI (A)	BIL. PRODUK TELAH SELESAI PROSES PENALTI (B)	BIL. PRODUK DIKENAKAN PENALTI (A+B)	TUNTUTAN PENALTI DALM PROSES (RM) (A)	TUNTUTAN PENALTI YANG TELAH SELESAI (RM) (B)	JUMLAH TUNTUTAN PENALTI (RM) (A+B)

NO DATA AVAILABLE

Figure 5.7-2 Laporan Inbois Dan Pembayaran

a b c d e f g h i

Penalti Insiden :
Negeri :
PS Code and Description
Tempoh:

		BIL INSIDEN			NILAI TUNTUTAN PENALTI		
HOSPITAL/ KESIHATAN	UBAT / BUKAN UBAT	BIL INSIDEN DALAM PROSES DIKENAKAN PENALTI (A)	BIL INSIDEN TELAH SELESAI PROSES PENALTI (B)	BIL INSIDEN DIKENAKAN PENALTI (A+B)	TUNTUTAN PENALTI DALAM PROSES (RM) (a)	TUNTUTAN PENALTI YANG TELAH SELESAI (RM) (b)	JUMLAH TUNTUTAN PENALTI (RM) (a+b)
HOSPITAL - UBAT							
HOSPITAL 1	UBAT						
HOSPITAL 2	UBAT						
HOSPITAL 3	UBAT						
	JUMLAH HOSPITAL						
KESIHATAN - UBAT							
PKD 1	UBAT						
PKD 2	UBAT						
PKD 3	UBAT						
	JUMLAH PKD						
	JUMLAH UBAT						
HOSPITAL - BUKAN UBAT							
HOSPITAL 1	BUKAN UBAT						
HOSPITAL 2	BUKAN UBAT						
HOSPITAL 3	BUKAN UBAT						
	JUMLAH HOSPITAL						
KESIHATAN - BUKAN UBAT							
PKD 1	BUKAN UBAT						
PKD 2	BUKAN UBAT						
PKD 3	BUKAN UBAT						
	JUMLAH PKD						
	JUMLAH BUKAN UBAT						

Figure 5.7-3 Laporan Inbois Dan Pembayaran

The 'Laporan Inbois Dan Pembayaran' consist of:

No	Field	Description
a	Penalti Insiden	Base on: • PS 15 - Claim for payment - All claims for payment must be made within the current financial • PS 16 - Fail to fulfill minimum required stock
b	Negeri	Refer to Reference Table to retrieve State Name
c	Tempoh	1st Quarter = January – March YYYY 2nd Quarter = January – June YYYY 3rd Quarter = January – September YYYY 4th Quarter = January – December YYYY
d	Bilangan Produk Dalam Proses Di Kenakan Penalti (A)	Retrieve from penalty table , count total incident for selected period against verified date with verified status but has not pay
e	Bilangan Produk Telah Selasai Proses Penalti (B)	Retrieve from penalty table, count total incident for selected period against payment date and after payment
f	Bilangan Produk Di Kenakan Penalti (A + B)	Bilangan Produk Di Kenakan Penalti = (A : Bilangan Produk Dalam Proses Di Kenakan Penalti) + (B : Bilangan Produk Telah Selasai Proses Penalti)
g	Tuntutan Dalam Proses Di Kenakan Penalti – RM (a)	Retrieve from penalty table, sum the penalty amount for selected period against verified date with verified status but has not pay
h	Tuntutan Telah Selasai Proses Penalti – RM (b)	Retrieve from penalty table, sum the penalty amount for selected period against payment date and after payment
i	Jumlah Tuntutan Di Kenakan Penalti (a + b)	Jumlah Tuntutan Di Kenakan Penalti (RM) = (a : Tuntutan Dalam Proses Di Kenakan Penalti) + (b : Tuntutan Telah Selasai Proses Penalti)

Table 5.7-1 Laporan Inbois Dan Pembayaran

5.8 PF 4.4(a) Produk Panggil Balik

Refer to section 5.1 PS 1A Borang Perincian Bilangan Produk Penghantaran Melebihi 7 Atau 10 Hari and follow **STEP 1** and **STEP 2**

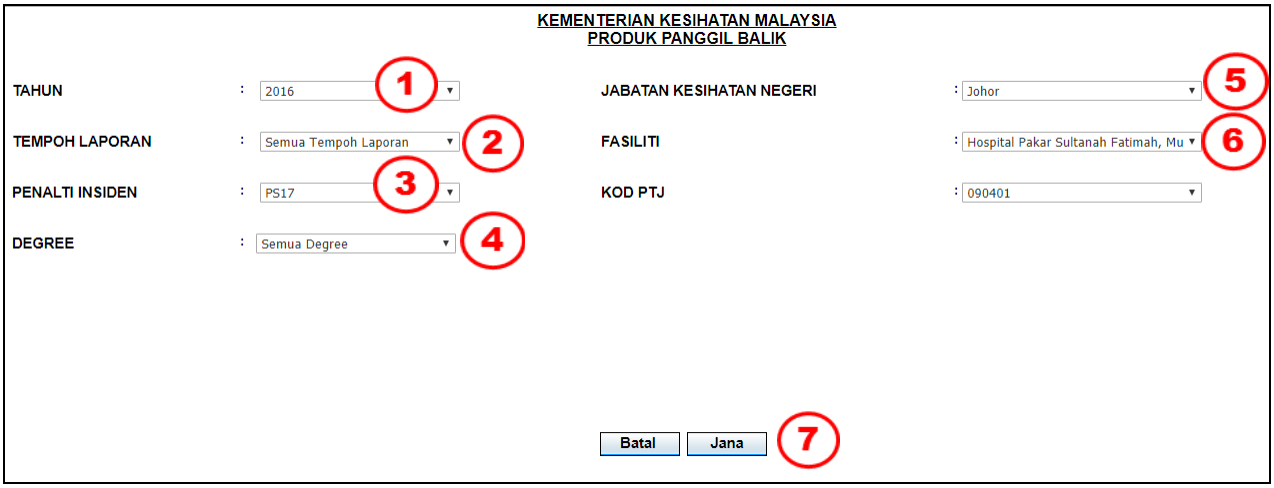

Figure 5.8-1 Produk Panggil Balik

STEP 1
Click on '***Tahun***' dropdown to choose the year

STEP 2
Click on '***Tempoh Laporan***' dropdown to choose the report period

STEP 3
Click on '***Penalty Insiden'*** dropdown to choose the penalty incidents

STEP 4
Click on '***Degree***' dropdown to choose the degree

STEP 5
Click on '***Jabatan Kesihatan Negeri'*** dropdown to choose the state

STEP 6
Click on '***Fasiliti***' dropdown to choose the facility

Note
*Each user will have different '**Jabatan Kesihatan Negeri',** '**Fasiliti**' and '**Kod PTJ'.***

STEP 7
Click on the **Jana** button to generate the report

Note
Click on the **Batal** *button to cancel it*

IBM Cognos Viewer - PF 4.4 (a)_PRODUK PANGGIL BALIK

HPSFUser Log Off About

Keep this version Add this re

KEMENTERIAN KESIHATAN MALAYSIA
PRODUK PANGGIL BALIK

Tahun : 2016
Tempoh Laporan : Semua Tempoh Laporan
Penalti Insiden : PS17
Degree : Semua Degree

Jabatan Kesihatan Negeri : Johor
Fasiliti : Hospital Pakar Sultanah Fatimah, Muar
Kod PTJ : 090401

		BIL. PRODUK			NILAI TUNTUTAN PENALTI		
HOSPITAL/KESIHATAN	UBAT/BUKAN UBAT	BIL. PRODUK DALAM PROSES DIKENAKAN PENALTI (A)	BIL. PRODUK TELAH SELESAI PROSES PENALTI (B)	BIL. PRODUK DIKENAKAN PENALTI (A+B)	TUNTUTAN PENALTI DALM PROSES (RM) (A)	TUNTUTAN PENALTI YANG TELAH SELESAI (RM) (B)	JUMLAH TUNTUTAN PENALTI (RM) (A+B)

NO DATA AVAILABLE

Figure 5.8-2 Laporan Produk Panggil Balik

a b c d e f g h i j

Penalti Insiden : PS Code and Description
Negeri :
Tempoh:
Degree:

		BIL INSIDEN			NILAI TUNTUTAN PENALTI		
HOSPITAL/ KESIHATAN	UBAT / BUKAN UBAT	BIL INSIDEN DALAM PROSES DIKENAKAN PENALTI (A)	BIL INSIDEN TELAH SELESAI PROSES PENALTI (B)	BIL INSIDEN DIKENAKAN PENALTI (A+B)	TUNTUTAN PENALTI DALAM PROSES (RM) (a)	TUNTUTAN PENALTI YANG TELAH SELESAI (RM) (b)	JUMLAH TUNTUTAN PENALTI (RM) (a+b)
HOSPITAL - UBAT							
HOSPITAL 1	UBAT						
HOSPITAL 2	UBAT						
HOSPITAL 3	UBAT						
	JUMLAH HOSPITAL						
KESIHATAN - UBAT							
PKD 1	UBAT						
PKD 2	UBAT						
PKD 3	UBAT						
	JUMLAH PKD						
	JUMLAH UBAT						
HOSPITAL - BUKAN UBAT							
HOSPITAL 1	BUKAN UBAT						
HOSPITAL 2	BUKAN UBAT						
HOSPITAL 3	BUKAN UBAT						
	JUMLAH HOSPITAL						
KESIHATAN - BUKAN UBAT							
PKD 1	UBAT						
PKD 2	UBAT						
PKD 3	UBAT						
	JUMLAH PKD						
	JUMLAH BUKAN UBAT						
	JUMLAH UBAT + BUKAN UBAT						

Figure 5.8-3 Laporan Produk Panggil Balik

The 'Laporan Produk Panggil Balik' consist of:

No	Field	Description
a	Penalti Insiden	Base on: • PS 17 - 1st Degree - Failed to notify product recall
b	Negeri	Refer to Reference Table to retrieve State Name
c	Tempoh	1st Quarter = January – March YYYY 2nd Quarter = January – June YYYY 3rd Quarter = January – September YYYY 4th Quarter = January – December YYYY
d	Degree	1st Degree / 2nd Degree / 3rd Degree
e	Bilangan Insiden Dalam Proses Di Kenakan Penalti (A)	Retrieve from penalty table, count total incident for selected period against verified date with verified status but has not pay
f	Bilangan Insiden Telah Selasai Proses Penalti (B)	Retrieve from penalty table, count total incident for selected period against payment date and after payment
g	Bilangan Insiden Di Kenakan Penalti (A + B)	Bilangan Insiden Di Kenakan Penalti = (A : Bilangan Insiden Dalam Proses Di Kenakan Penalti) + (B : Bilangan Insiden Telah Selasai Proses Penalti)
h	Tuntutan Dalam Proses Di Kenakan Penalti – RM (A)	Retrieve from penalty table, sum the penalty amount for selected period against verified date with verified status but has not pay
i	Tuntutan Telah Selasai Proses Penalti – RM (b)	Retrieve from penalty table, sum the penalty amount for selected period against payment date and after payment
j	Jumlah Tuntutan Di Kenakan Penalti (a + b)	Jumlah Tuntutan Di Kenakan Penalti (RM) = (a : Tuntutan Dalam Proses Di Kenakan Penalti) + (b : Tuntutan Telah Selasai Proses Penalti)

Table 5.8-1 Laporan Produk Panggil Balik

5.9 PF 4.4(b) Produk Panggil Balik

Refer to section 5.1 PS 1A Borang Perincian Bilangan Produk Penghantaran Melebihi 7 Atau 10 Hari and follow **STEP 1** and **STEP 2**

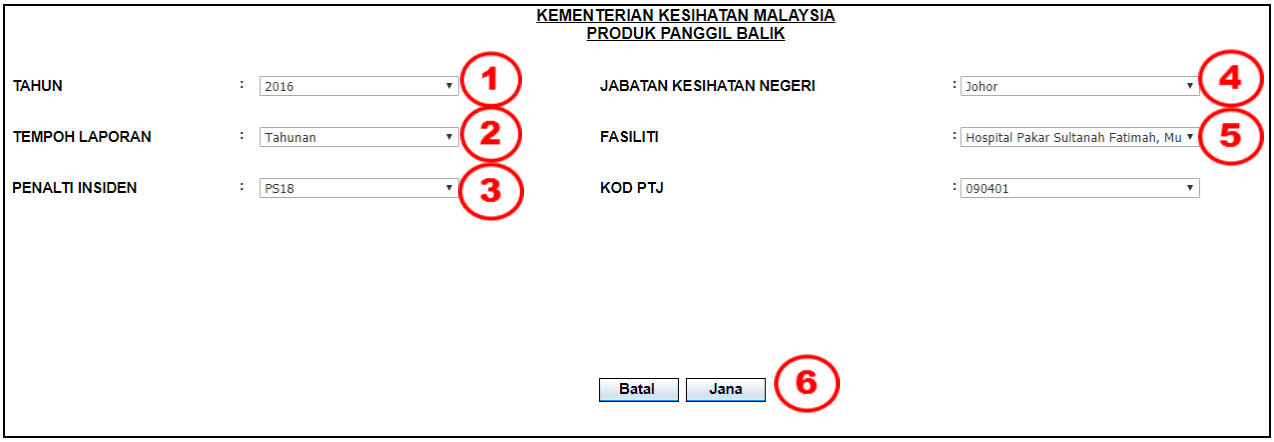

Figure 5.9-1 Produk Panggil Balik

STEP 1
Click on '***Tahun***' dropdown to choose the year

STEP 2
Click on '***Tempoh Laporan***' dropdown to choose the report period

STEP 3
Click on '***Penalty Insiden'*** dropdown to choose the penalty incidents

STEP 4
Click on '***Jabatan Kesihatan Negeri'*** dropdown to choose the state

STEP 5
Click on '***Fasiliti***' dropdown to choose the facility

Note
*Each user will have different '**Jabatan Kesihatan Negeri'**, '**Fasiliti**' and '**Kod PTJ'**.*

STEP 6
Click on the **Jana** button to generate the report

Note
Click on the **Batal** *button to cancel it*

IBM Cognos Viewer - PF 4.4 (b)_PRODUK PANGGIL BALIK

HPSFUser Log Off About

Keep this version Add this re

KEMENTERIAN KESIHATAN MALAYSIA
PRODUK PANGGIL BALIK

Tahun : 2016
Tempoh Laporan : Semua Tempoh Laporan
Penalti Insiden : PS18

Jabatan Kesihatan Negeri : Johor
Fasiliti : Hospital Pakar Sultanah Fatimah, Muar
Kod PTJ : 090401

		BIL. PRODUK			NILAI TUNTUTAN PENALTI		
HOSPITAL/KESIHATAN	UBAT/BUKAN UBAT	BIL. PRODUK DALAM PROSES DIKENAKAN PENALTI (A)	BIL. PRODUK TELAH SELESAI PROSES PENALTI (B)	BIL. PRODUK DIKENAKAN PENALTI (A+B)	TUNTUTAN PENALTI DALM PROSES (RM) (A)	TUNTUTAN PENALTI YANG TELAH SELESAI (RM) (B)	JUMLAH TUNTUTAN PENALTI (RM) (A+B)

NO DATA AVAILABLE

Figure 5.9-2 Laporan Produk Panggil Balik

a

Penalti Insiden : PS Code and Description Tempoh: c

Negeri : b

		d	e	f		h	i
		BIL INSIDEN			NILAI TUNTUTAN PENALTI		
HOSPITAL/ KESIHATAN	UBAT / BUKAN UBAT	BIL INSIDEN DALAM PROSES DIKENAKAN PENALTI (A)	BIL INSIDEN TELAH SELESAI PROSES PENALTI (B)	BIL INSIDEN DIKENAKAN PENALTI (A+B)	TUNTUTAN PENALTI DALAM PROSES (RM) (a)	TUNTUTAN PENALTI YANG TELAH SELESAI (RM) (b)	JUMLAH TUNTUTAN PENALTI (RM) (a+b)
HOSPITAL - UBAT							
HOSPITAL 1	UBAT						
HOSPITAL 2	UBAT						
HOSPITAL 3	UBAT						
	JUMLAH HOSPITAL						
KESIHATAN - UBAT							
PKD 1	UBAT						
PKD 2	UBAT						
PKD 3	UBAT						
	JUMLAH PKD						
	JUMLAH UBAT						
HOSPITAL - BUKAN UBAT							
HOSPITAL 1	BUKAN UBAT						
HOSPITAL 2	BUKAN UBAT						
HOSPITAL 3	BUKAN UBAT						
	JUMLAH HOSPITAL						
KESIHATAN - BUKAN UBAT							
PKD 1	UBAT						
PKD 2	UBAT						
PKD 3	UBAT						
	JUMLAH PKD						
	JUMLAH BUKAN UBAT						
	JUMLAH UBAT + BUKAN UBAT						

g

Figure 5.9-3 Laporan Produk Panggil Balik

The 'Laporan Produk Panggil Balik' consist of:

No	Field	Description
a	Penalti Insiden	Base on: • PS 18 - Replacement of the Recalled Products within 24 hours
b	Negeri	Refer to Reference Table to retrieve State Name
c	Tempoh	1st Quarter = January – March YYYY 2nd Quarter = January – June YYYY 3rd Quarter = January – September YYYY 4th Quarter = January – December YYYY
d	Bilangan Insiden Dalam Proses Dikenakan Penalti (A)	Retrieve from penalty table , count total incident for selected period against verified date with verified status but has not pay
e	Bilanagan Insiden Telah Selesai Proses Penalti (B)	Retrieve from penalty table, count total incident for selected period against payment date and after payment
f	Bilanagan Insiden Dikenakan Penalti (A+B)	Bilangan Produk Di Kenakan Penalti = (A : Bilangan Produk Dalam Proses Di Kenakan Penalti) + (B : Bilangan Produk Telah Selasai Proses Penalti)
g	Tuntutan Dalam Proses Di Kenakan Penalti – RM (A)	Retrieve from penalty table, sum the penalty amount for selected period against verified date with verified status but has not pay
h	Tuntutan Telah Selasai Proses Penalti – RM (B)	Retrieve from penalty table, sum the penalty amount for selected period against payment date and after payment
i	Jumlah Tuntutan Penalti - RM (A+B)	Jumlah Tuntutan Di Kenakan Penalti (RM) = (a : Tuntutan Dalam Proses Di Kenakan Penalti) + (b : Tuntutan Telah Selasai Proses Penalti)

Table 5.9-1 Laporan Produk Panggil Balik

6.0 PhIS Statistic Report

Overview

PhIS Statistic Reports allows user to perform and generate statistic, analysis reports and enquiries based on the available data cubes and dimensions. This report module shall include the management and operational data management of Hospital/Clinic, Jabatan Kesihatan Negeri(JKN) and Headquarters(HQ).

User Group

This module is for:

a) HQ user – Able to view summary and details (if required) report for all state

b) State user – Able to view summary and details report for all facility within the sate

Functional Diagram

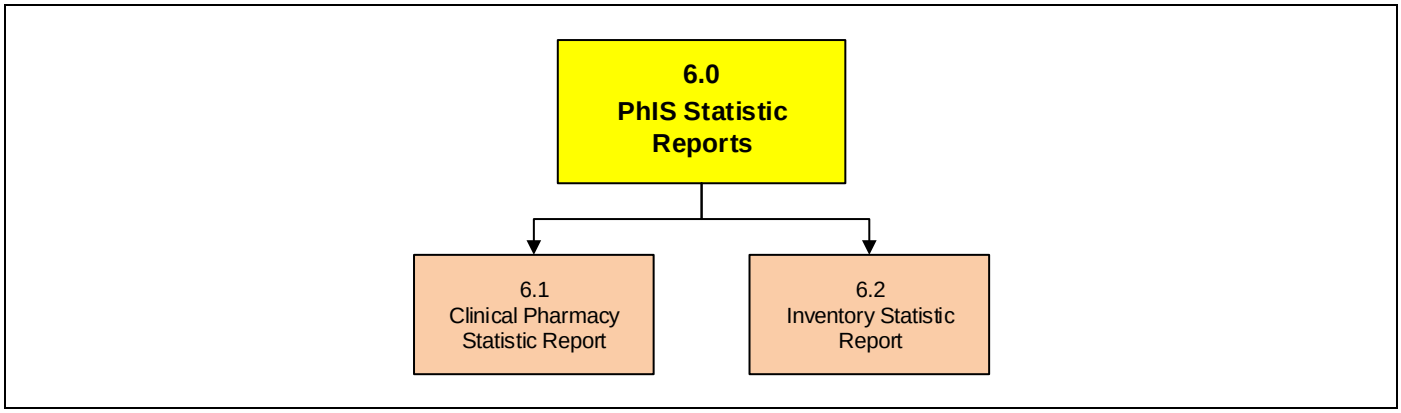

Figure 6.0

Functional Description

PhIS Statistic Reports comprises of two (2) main modules:

- **Clinical Pharmacy Statistic Report**
- **Inventory Statistic Report**

6.1 Clinical Pharmacy Statistic Report

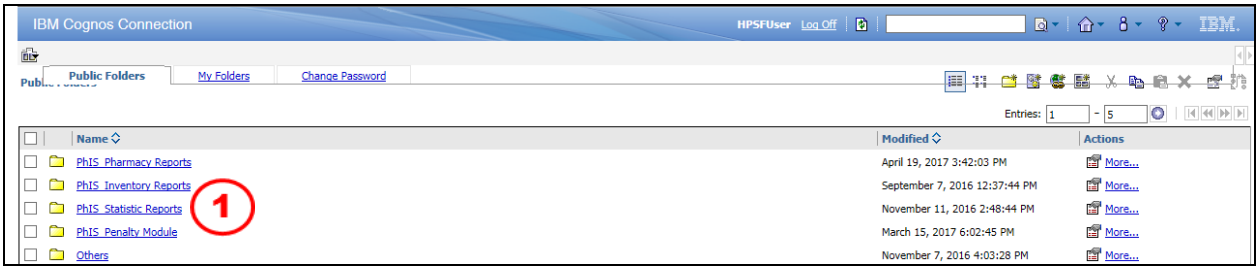

Figure 6.1-1 IBM Cognos Connection: PhIS Statistic Reports

STEP 1

Click on the '***PhIS Statistic Reports***' folder and new screen will be displayed as Figure 6.1-2

Figure 6.1-2 IBM Cognos Connection: Clinical Pharmacy Statistics Report

STEP 2

Click on '***Clinical Pharmacy Statistics Report***' and new screen will be displayed as Figure 6.1-3

Note

There are two (2) reports under PhIS Statistic Report

- *Clinical Pharmacy Statistic Report*
- *Inventory Statistic Report*

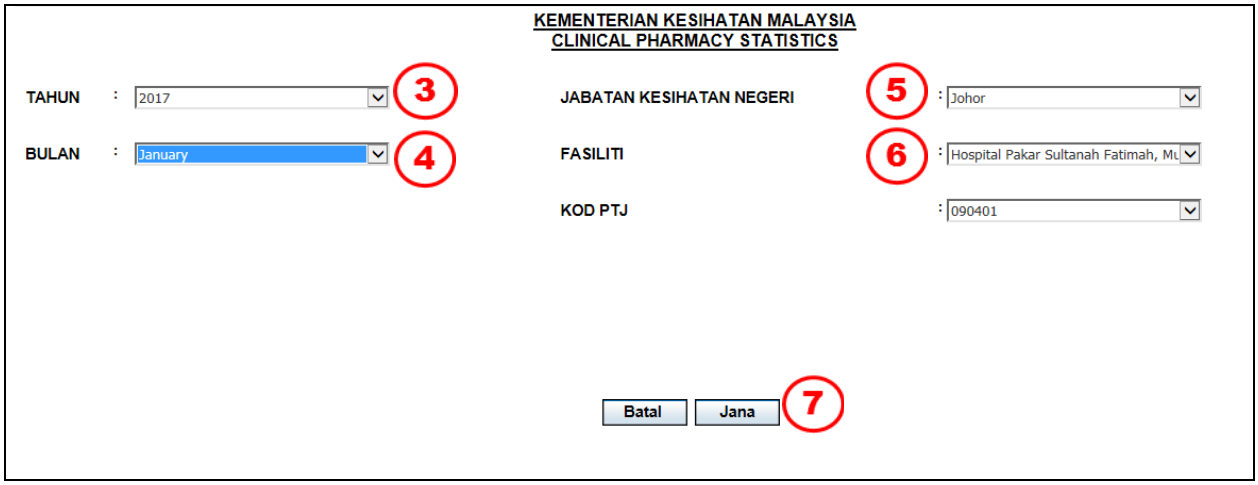

Figure 6.1-3 Clinical Pharmacy Statistics Report

STEP 3
Click on '***Tahun***' dropdown to choose the year

STEP 4
Click on '***Bulan***' dropdown to choose the month

STEP 5
Click on '***Jabatan Kesihatan Negeri'*** dropdown to choose the state

STEP 6
Click on '***Fasiliti***' dropdown to choose the facility

Note
*Each facility user will have different '**Jabatan Kesihatan Negeri',** '**Fasiliti**' and '**Kod PTJ'.***

STEP 7
Click on the [Jana] button to generate the report

Note
Click on the [Batal] button to cancel it.

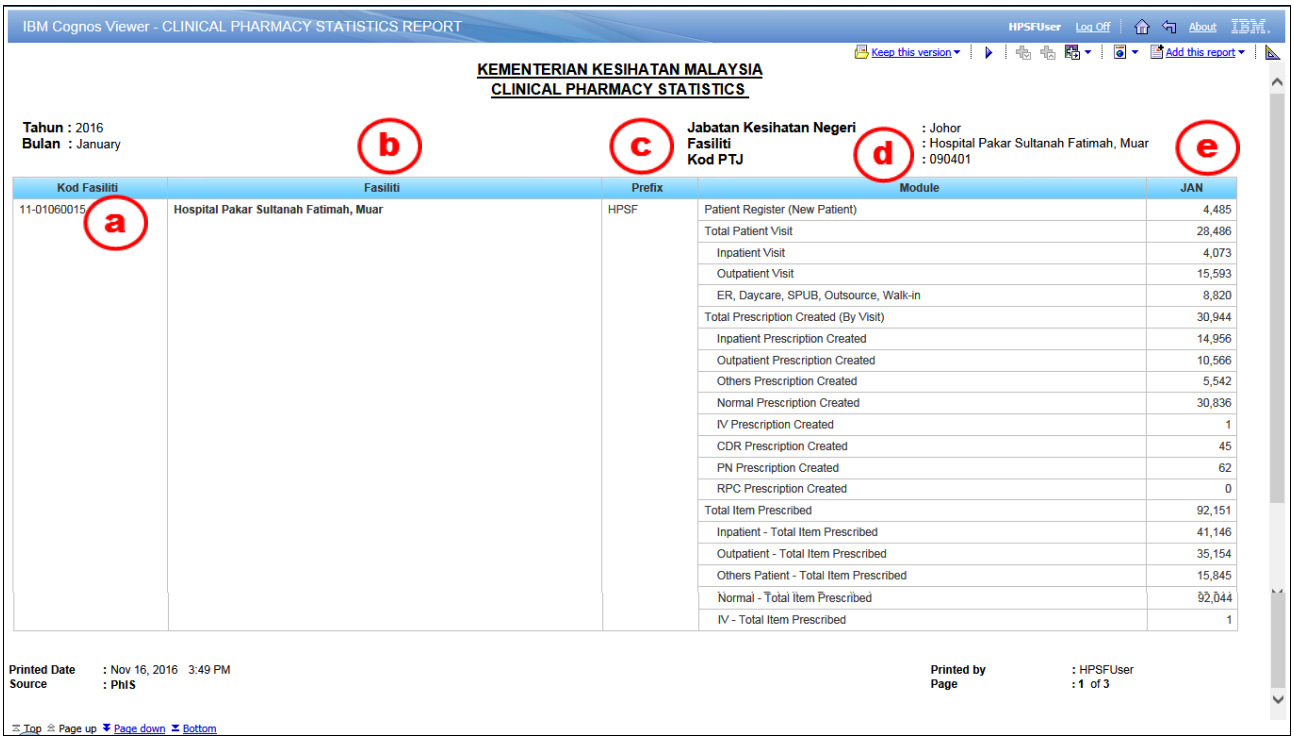

Kod Fasiliti	Fasiliti	Prefix	Module	JAN
11-01060015	Hospital Pakar Sultanah Fatimah, Muar	HPSF	Patient Register (New Patient)	4,485
			Total Patient Visit	28,486
			Inpatient Visit	4,073
			Outpatient Visit	15,593
			ER, Daycare, SPUB, Outsource, Walk-in	8,820
			Total Prescription Created (By Visit)	30,944
			Inpatient Prescription Created	14,956
			Outpatient Prescription Created	10,566
			Others Prescription Created	5,542
			Normal Prescription Created	30,836
			IV Prescription Created	1
			CDR Prescription Created	45
			PN Prescription Created	62
			RPC Prescription Created	0
			Total Item Prescribed	92,151
			Inpatient - Total Item Prescribed	41,146
			Outpatient - Total Item Prescribed	35,154
			Others Patient - Total Item Prescribed	15,845
			Normal - Total Item Prescribed	92,044
			IV - Total Item Prescribed	1

Figure 6.1-4 Clinical Pharmacy Statistics Report

The 'Clinical Pharmacy Statistics' Report consist of:

No	Field	Description
a	Kod Fasiliti	Default to Facility choose in the previous menu
b	Fasiliti	Default to Facility choose in the previous menu base on PTJ
c	Prefix	Prefix of Facility choose
d	Module	Based on module practiced in the facility
e	Month	Based on "month" choose in the previous menu

Table 6.1-1 Clinical Pharmacy Statistics Report

6.2 Inventory Statistic Report

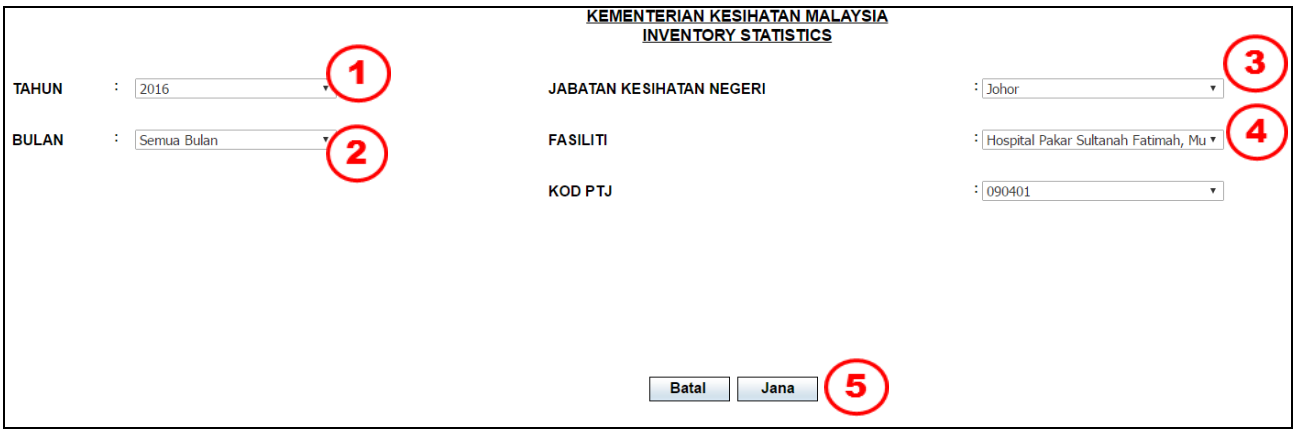

Figure 6.3-1 Inventory Statistics

STEP 1
Click on '***Tahun***' dropdown to choose the year

STEP 2
Click on '***Bulan***' dropdown to choose the month

STEP 3
Click on '***Jabatan Kesihatan Negeri'*** dropdown to choose the state

STEP 4
Click on '***Fasiliti***' dropdown to choose the facility

Note
*Each user will have different '**Jabatan Kesihatan Negeri',** '**Fasiliti**' and '**Kod PTJ'.***

STEP 5
Click on the **Jana** button to generate the report

Note
Click on the **Batal** *button to cancel it.*

IBM Cognos Viewer - INVENTORY STATISTICS REPORT

HPSFUser Log Off

Keep this version

KEMENTERIAN KESIHATAN MALAYSIA
INVENTORY STATISTICS

Tah 016
Bu mua

a b c d e

Jabatan Kesihatan Negeri Johor
Fasiliti Hospital Pakar Sultanah Fatimah, Muar
Kod PTJ 0401

Kod Fasiliti	Fasiliti	Prefix	Module	JAN	FEB	MAR	APR	MAY	JUN	JUL	AUG	SEP	OCT	DEC
11-01060015	Hospital Pakar Sultanah Fatimah, Muar	HPSF	Budget Allocation	40	0	2	0	6	5	0	6	5	4	0
			Budget Deduction	0	0	1	2	0	0	4	0	0	0	0
			Budget Transfer	0	0	0	0	4	0	0	0	0	0	0
			Purchase Order Created	317	272	211	242	252	308	172	361	217	0	0
			APPL	80	57	46	50	62	94	39	119	60	0	0
			LP	118	131	102	106	97	124	71	146	109	0	0
			Contract	95	62	39	63	69	82	59	83	40	0	0
			RPL Generated	8	0	0	0	0	0	0	0	0	0	0
			Requisition Order Created	53	81	37	57	54	47	25	90	38	0	0
			Generation of Item for Quotation	5	0	0	0	0	0	0	1	0	0	0
			Quotation Management	0	0	0	0	0	0	0	3	2	0	1
			Receive From Supplier	274	376	244	202	225	332	254	317	321	0	0
			Payment	53	37	73	120	0	32	127	26	91	0	0
			Indent Created (by Unit)	663	564	607	603	603	662	541	651	608	0	0
			External Indent	109	83	111	116	100	103	96	116	92	0	0
			Issue (Online)	1,309	1,256	1,411	1,282	1,390	1,528	1,249	1,407	1,239	0	0
			Issue (External)	102	81	85	131	94	101	87	116	96	0	0
			Issue (Own Consumption)	1,505	1,327	1,590	1,451	1,448	1,510	1,325	1,445	1,368	0	0
			Receiving (Online)	1,196	1,241	1,440	1,248	1,359	1,414	1,205	1,501	1,224	0	0
			Receiving (Manual)	230	238	248	264	286	221	215	246	220	0	0

Printed Date : Nov 18, 2016 3:34 PM
Source : **PhIS**

Printed by : HPSFUser
Page : **1** of **2**

Figure 6.3-2 Inventory Statistics

IBM Cognos Viewer - INVENTORY STATISTICS REPORT

HPSFUser Log Off

Keep this version

KEMENTERIAN KESIHATAN MALAYSIA
INVENTORY STATISTICS

Tahun : 2016
Bulan : Semua

Jabatan Kesihatan Negeri : Johor
Fasiliti : Hospital Pakar Sultanah Fatimah, Muar
Kod PTJ : 090401

Kod Fasiliti	Fasiliti	Prefix	Module	JAN	FEB	MAR	APR	MAY	JUN	JUL	AUG	SEP	OCT	DEC
11-01060015	Hospital Pakar Sultanah Fatimah, Muar	HPSF	Payment	53	37	73	120	0	32	127	26	91	0	0
			Indent Created (by Unit)	663	564	607	603	603	662	541	651	608	0	0
			External Indent	109	83	111	116	100	103	96	116	92	0	0
			Issue (Online)	1,309	1,256	1,411	1,282	1,390	1,528	1,249	1,407	1,239	0	0
			Issue (External)	102	81	85	131	94	101	87	116	96	0	0
			Issue (Own Consumption)	1,505	1,327	1,590	1,451	1,448	1,510	1,325	1,445	1,368	0	0
			Receiving (Online)	1,196	1,241	1,440	1,248	1,359	1,414	1,205	1,501	1,224	0	0
			Receiving (Manual)	230	238	248	264	286	221	215	246	220	0	0
			Receiving (Stock Replenish)	0	1	0	18	0	14	1	0	7	0	0
			Receive (External Online)	0	0	0	0	0	0	1	0	1	0	0
			Receive (External Manual)	25	7	8	3	7	7	5	11	8	0	0
			Request From Non-Standard to Standard	0	0	0	0	0	0	0	0	5	0	0
			Return to Supplier	0	0	0	2	0	0	0	0	0	0	0
			Product Complaints Created	0	0	0	0	1	2	0	0	0	0	0
			Request For Stock Transfer	5	1	0	6	14	18	8	3	4	0	0
			Adjustment	229	197	206	209	226	280	246	238	218	354	0
			Quanratine Item	0	0	0	0	0	0	0	0	0	0	0
			Item Prepacking	170	162	198	149	166	179	123	149	156	0	0
			RCL	0	0	0	0	0	0	0	0	0	0	0
			Condemn Management	0	0	0	0	0	0	0	0	0	0	0

Printed Date : Nov 18, 2016 3:34 PM
Source : **PhIS**

Printed by : HPSFUser
Page : ? of **2**

Figure 6.3-3 Inventory Statistics

The 'Inventory Statistics' consist of:

No	Field	Description
a	Kod fasiliti	Each facility has their own facility code
b	Fasiliti	Facility name eg: Hospital Sultanah Fatimah Muar
c	Prefix	Short name for facility name eg: HPSF
d	Module	Module that involve in inventory part
e	Bulan	Activities record for each module by monthly

Table 6.3-1 Inventory Statistics