Pharmacy Information System (PhIS)
and
Clinic Pharmacy System (CPS)

Release Note

For version 1.6.1.6

Version	**: 1.0**
Document ID	**: PhIS_CPS/ReleaseNote/Refinement/21092017**

© 2011-2017 Pharmaniaga Logistics Sdn Bhd (PLSB)

CONFIDENTIAL COPYRIGHTED MATERIAL – *The information includes all concepts, comments, recommendations, and material, contained herein shall remain the property of Pharmaniaga Logistics Sdn Bhd (PLSB). No portion of this document shall be disclosed, duplicated or used in whole or in part of any purpose other than the purpose of the Pharmacy Information System & Clinic Pharmacy System (PhIS& CPS) Project execution only.*

Revision History

Version No	Date of Release	Prepared by	Reviewed / Verified by	List of changes from Previous Version
1.0	21/09/2017	Zainura	Chew Ming Ping	First Version

Verified and Acknowledged by:

Name	Role/Designation	Organization	Signature & Date
Chew Ming Ping	Team Leader	Pharmaniaga Logistics Sdn Bhd	
Hoh Choon Seng	Project Manager	Pharmaniaga Logistics Sdn Bhd	

Name	Role/Designation	Organization	Signature & Date
		Bahagian Perkhidmatan Farmasi (BPF), KKM	
		Bahagian Pengurusan Maklumat (BPM), KKM	

Peer Review

Version No	Reviewed / Verified by	List Of Changes from Previous Version
1.0	Michelle Foo (QA)	Initial document

1 INTRODUCTION 1

1.1 PROJECT INFORMATION 1
1.2 OBJECTIVES 1

2 PURPOSE 2

3 SUMMARY – REFINEMENT AND DEFECT LIST 3

3.1 REFINEMENT LIST 3
3.2 RESOLVED DEFECT LIST 4

4 REFINEMENT LIST – DETAIL CHANGES 24

4.1 PHARMACY INVENTORY – INDENT/ISSUE NON STANDARD ITEM 24
4.2 ORDER MANAGEMENT – ORDER ENDORSEMENT 27
4.3 MTAC - REPORTING 29

5 DEPLOYMENT - PROCEDURES 30

5.1 LIST OF ITEMS TO BE DEPLOYED 30
5.2 BACKUP PROCEDURE BEFORE DEPLOY 30
5.2.1 Backup Procedure 30
5.3 DEPLOYMENT/INSTALLATION GUIDELINES 31
5.3.1 Deployment at Facility 31
5.3.2 Deployment at HQ - IWP 32

1 Introduction

1.1 Project Information

Project ID	:	PhIS and CPS
Project Name	:	Pharmacy Information System and Clinic Pharmacy System
Version No	:	1.6.1.6
Client Name	:	Ministry of Health
Release ID	:	RL17/014
Release Date	:	21/09/2017

1.2 Objectives

No.	Objective	Reference
1.	Release PhIS & CPS Application to Facility	Refer Section 3 – Refinement and Defect list

2 Purpose

The purpose of the document is to update the end-user of the changes and defects have been resolved to be included in the new version of application and will be deployed to production server.

This document outlines the list of request and issue to be delivered in the newer version of application and also the guidelines on how to deploy the new version of application in production.

3 Summary – Refinement and Defect List

3.1 Refinement List

The following are the minor refinement that included in PhIS v1.6.1.6:

No	CR No	Module	Function	Description	Ticket No	Facility	Reference
1	R170109	Pharmacy Inventory	(1.6.1.6) Direct Issue - Request to issue from level 2 to level 3	For non-standard item, the following is the new rules: - Cannot indent to level 1 (from any levels) - Allow to indent/Issue to or from level 2	I-PhIS015297916S	Hospital Kuala Lumpur	Refer to 4.1
2	R170107	Order Management - Web	Task list - appear Order Endorsement transaction	User reported at task list appear Order Endorsement transaction PL0000000254 but when click at it no record to be proceed. User inform he log in using this ID: 841111025283	I-PhIS019683717S	Hospital Yan	Refer to 4.2
3	R170107	Order Management - Web	Task List - Appear unknown transaction named Order Endorsement	Same with report no 17195135C, En Aliff report on behalf of his pegawai farmasi Ms Ong Pei Xin that at user's task list appear unknown transaction named Order Endorsement as below. He inform that if click one of this transactions, no data is displayed. TL0000006119 TL0000006120 TL0000006121 TL0000006122 TL0000006710 TL0000006711 TL0000006712 TL0000006713	I-PhIS020413917S	Klinik Kesihatan Tanjung Tualang	Refer to 4.2
4	R170108	MTAC	(1.6.1.6) MTAC Reporting - Unable to fill in CP4	Ms Sabrina reported she unable to fill in CP4 at MTAC reporting since unable to select refer to. As per informed by user, system pop up message asking to choose 'others' but can't choose. Issue happen at normal CP4 without tick methadone checkbox. Kindly refer attachment. MRN: KKE08004500019356	I-PhIS020550217S	Klinik Kesihatan Greentown	Refer to 4.3

3.2 Resolved Defect List

The following are the summary of resolved issue list that included in PhIS and CPS version 1.6.1.6.

No	Ticket No	Facility	Module	Reported Date	Title	Description	Root Cause/Analysis	Resolved Date	Verify Status
1	I-PhIS020499317S	Hospital Pakar Sultanah Fatimah	Adverse Drug Reaction (ADR)	7/9/17	ADR Reporting - Other Drug appear as Suspected Drug after save the transaction	" I realised there is duplication in ADR reporting after new version of PhIS is being used. Attached a few screenshots on the duplication for a clearer pic on this issue. As you can refer, ADR No. ADR170000565 for patient's MRN HPSF0083657, patient only developed adverse drug reaction after being served tab Erythromycin and our pharmacist Heng Xin Ya only reported on 1 suspected drug. But all the concomitant drugs that the patient is currently on also shown up in ADR Reporting under Suspected Drug Desc which is not true. This issue only occurs after PhIS system is being upgraded to v1.6.1.4 in August.	Original filter Suspected drug was remove from AdverseDrugReaction listing.	14/9/17	
2	I-PhIS020118317S	Hospital Tuanku Jaafar	General Module	3/8/17	Drug/non drug catalog - Item default blank	Mr Jonathan reported item default blank in Drug/non drug catalog.	Item Group field should disabled. user are not allow to edit the item group for the drug	11/9/17	
3	I-PhIS020409417S	Hospital Miri	General Module	28/8/17	Order Routing - wrongly route to other location after after calendar	User reported on last Friday (25/8/2017), user add Holiday Setup for "Awal Muharam" from 25/8/2017 until 22/9/2017, user did not noticed that user wrongly added the date. User edit and make correction date from	Order routing based on work_yn column to indicate whether it's a holiday or not. Previously system wrongly updating only active flag while edit	13/9/17	

No	Ticket No	Facility	Module	Reported Date	Title	Description	Root Cause/Analysis	Resolved Date	Verify Status
						22/9/2017 until 22/9/2017, on same day. Until today user informed all order already flow to Satellite. Which is Satellite Pharmacy only available on Weekend and Public holiday only. Should be order flow to Outpatient Pharmacy on weekdays.	holidays and work_yn column not updated.		
4	I-PhIS020574417S	Hospital Tanah Merah	Inpatient Pharmacy	14/9/17	Testing server 1.6.1.4 (Fill List) - dispense location auto change to farmasi pesakit luar kaunter	user reported for Testing server 1.6.1.4 (Fill List) - dispense location auto change to farmasi pesakit luar kaunter once user click to refresh button, user also inform when user re select to farmasi pesakit dalam to perform fill list , selection for farmasi pesakit luar are not listed in system.	Wrong Logic used to refresh function in fill list. Need to set login location as dispense location if only inpatient location used as login location)	18/9/17	
5	I-PhIS020539717S	Hospital Tanah Merah	Inpatient Pharmacy	11/9/17	Testing server 1.6.1.4 (Fill List) - Reserve quantity show 0 while stock is available	User reported reserve quantity show 0 while stock is available. It happen for drug potassium chloride only. When user try to save, it show popup alert "please do manual allocation for drug injection potassiom chloride". Usually popup alert "this item have no stock available".	Reserve Qty calculated with wrong formula for given condition. So system fail to calculate qty value. Condition: For case FractionYN = 'Y' , FractionRoundYN = 'Y' ,Drug Strength Uom = Normal Drug Uom	14/9/17	
6	I-PhIS020270317S	Hospital Kampar	Inpatient Pharmacy	16/8/17	Transcribe order (Ward stock)- Need to manual allocate before proceed-to-dispense	User reported everytime when user ordered drug Ward Stock for drug below, with normal drug, she need to allocate manually for that Ward Stock drug before able to proceed-to-dispense. Acetylsalicylic Acid 300 mg Soluble Tablet	Missing condition in validation to avoid allocation checking for Ward stock/ Own medication .	7/9/17	

No	Ticket No	Facility	Module	Reported Date	Title	Description	Root Cause/Analysis	Resolved Date	Verify Status
						N02BA01000T4001XX Ammonia and Ipecacuanha Mixture BP R05CA04900L2101XX			
7	I-PhIS020421817S	Makmal Ubat dan Stor Bahagian Sibu	IWP	28/8/17	Allocation - Transaction is missing	User reported she has create allocation to KK Sibu Jaya but she informed she unable to send for approval. When she click send for approval, system not responding. User closed the screen and search the transaction but transaction is missing. User unable to provide the transaction number.	When create new vote codes, system creates current budget master with 0 amounts by default. However, during creation of current budget not all columns are properly updated.	15/9/17	
8	I-PhIS020418117S	Pejabat Kesihatan Daerah Hulu Langat	IWP	28/8/17	IWP_Tasklist - Transaction still appear in tasklist	User reported transaction allocation budget approval still appear in tasklist. User already approve this transaction allocation budget vode Ubat for KK Ampang Transaction no: BA17012876 Facility: KK Ampang Vode code: Ubat	tasklist value update not handled properly	14/9/17	
9	I-PhIS020418017S	Pejabat Kesihatan Daerah Hulu Langat	IWP	28/8/17	Penalty - Transaction still appear in tasklist for approval	User reported user already reject the transaction of penalty from KK Bangi, but user informed this transaction still appear in tasklist. When click on transaction, button approve/reject not appear except "X" button. Transaction no: PE21-10020220-17800011	while rejecting time, tasklist is not update properly and rejecting status not handled properly in penalty job	13/9/17	
10	I-PhIS020535217S	Hospital Pakar Sultanah Fatimah	Manufacturing - CDR	11/9/17	(1.6.1.6) MAR (Web) - Order not flow to MAR for	Pn Fairuzee reported order not flow to MAR screen. In medication order, order status for all patient is ordered. Issue happen at patient as	This issue happens whenever modify start date then not updating in cdr dose schedule and	19/9/17	

No	Ticket No	Facility	Module	Reported Date	Title	Description	Root Cause/Analysis	Resolved Date	Verify Status
					today order - CDR Order	of today. Kindly refer attachment provided by user. MRN: HPSF00016213 HPSF00197461 HPSF00191351 HPSF00115493 Location: Daycare Wad 5	infusion or normal start date and end date.		
11	I-PhIS020547117S	Hospital Pakar Sultanah Fatimah	Manufacturing - Extemporaneous	12/9/17	(1.6.1.6)Screening & Verification - Unable to do extemporaneous worksheet	Pn Siti Aisyah reported unable to do extemporaneous worksheet for alternate drug. According to user, button is there but unable to be clicked due to dimmed. Kindly refer attachment. MRN: HPSF00017593	This issue happens due to existing code status except 'ORDERED', 'ACK', 'VERIFIED' disabling the checkbox.	19/9/17	
12	I-PhIS020375517S	Makmal Ubat dan Stor Bahagian Sibu	Manufacturing - Galenical	24/8/17	Work Order - Reserve Quantity Not Flow back	User reported he has delete the Work Order but Reserve quantity no flow back. Work order number : 17-08-0006	Error to deduct reserve qty when delete/inactive work order because of different data type between qty value in Work Order and Unit Catalogue.	14/9/17	
13	I-PhIS020555417S	Hospital Umum Sarawak	Manufacturing - Radiopharmaceutical	13/9/17	(1.6.1.6) Generator Elution - unable to print and save - saline vial not enter	Ms Lau reported at generator Elusion module she click + to add new record but system fail to preview and display function for print when user click print and try to save. no response from system. Refer attachment	Saline Vial Volume was mandatory when save or confirm. When print Label, label not display because of Saline Vial Volume was null	20/9/17	
14	I-PhIS020188517S	Hospital Tanah Merah	MAR - Mobile	9/8/17	MAR Mobile - Record not appear - infusion drug	Patient at MAR before this appear but as of today it not appear. User inform when she click patient name, record not appear for dose at 4 PM 9/8/2017. MRN: 83618	1)Button disappear for the order's status was served for past or future. 2)System not show the start time and end time when clicked the	10/8/17	

No	Ticket No	Facility	Module	Reported Date	Title	Description	Root Cause/Analysis	Resolved Date	Verify Status
						Item : Gentamicin User id : NURSE	Complete button (Past section)		
15	I-PhIS020019417S	Hospital Simunjan	Medication Counseling	26/7/17	BI Tools - Medication Counselling reporting are not tally with report in bi tool	when she compile it with phis, she found out the report are not tally with Phis and refer below for detail. Report in Bi tool is Aktivity kaunselling pesakit dalam while in Phis is Medication Counselling > Reporting . As inform by user, she filter is as refer to this categories in Phis and Bi tools. Counselling Category - Individual Ordered from = 1/1/17 Ordered To = 24/5/2017 Priority,Appointment Type, Status = all 1. Counselling Location - Bedside and Discipline - General Medicine ,In Phis it show total is 85, while bi tools show total is 24 2.Counselling Location-Bedside and Discipline : Outpatient, in phis show total is 1, while in Bi tools show zero (0). 3. Counselling Location = Discharges and Discipline : Outpatient, In phis show total is 1 while in bi tools show zero (0). 4. Counselling Location = Discharges and Discipline - General Medicine, In phis Show 89 while in Bi tools show 69.	While changing medication counselling status , it is not updating the updated date since it is not updating the updated date the data is not flowing to repository database due to this reason there is a difference between facility report and BI report	22/8/17	

No	Ticket No	Facility	Module	Reported Date	Title	Description	Root Cause/Analysis	Resolved Date	Verify Status
						According to her non-off this report that she has filter is show a same result due to this user request to further checking.			
16	I-PhIS020555617S	Klinik Kesihatan Ampangan	Medication Counseling	13/9/17	Medication Counselling - Order status appear cancelled	User reported already perform medication counselling order yesterday (12/9/2017). Today (13/9/2017) when she check order again, at front page order status appear as schedule. But when user double click on patient name, medication counselling order appear as cancelled. Confirmed by user she able to find patient name at reporting screen. MRN: 1160565 1357943 1172534	after loading the dialog, it is removing the scheduled status from the combobox and status showing cancelled.	18/9/17	
17	I-PhIS020374917S	Klinik Kesihatan Bukit Pasir	MTAC	24/8/17	MTAC (Reporting) - Calculate Score - New drug replace previous drug	Pn Zakiah reported unable to add drugs in Calculate Score. She inform, she already add two drugs then click save. She then click Calculate Score again, she add the 3rd drugs then click Add button. The 3rd drug replace the 2nd drug. Kindly please refer attachment provided. KKE01004400075644 Her step by step as below:- 1. She go to MTAC (Reporting) 2. She enter Assessment details 3. She click save and continue 4. She enter Reporting details	System fail to add new row. System updating existing row. (Instead of new row)	14/9/17	

No	Ticket No	Facility	Module	Reported Date	Title	Description	Root Cause/Analysis	Resolved Date	Verify Status
						(Pharmacist Notes) 5. She click Calculate score link			
18	I-PhIS020169317S	Hospital Tanah Merah	Order Management - Mobile	8/8/17	Medication Order[Ipad] - Quantity order not correct	User reported when order drug cloxacilin 500mg inj, the quantity is not correct. 1vial represent 500mg. User fill in dosage 1000mg, suppose be system show 2vial, but it appear 1vial only. It happen to Ipad, for web no issue. MRN: HTMH00035924	Wrong formula for single dose	9/8/17	
19	I-PhIS019734717S	Hospital Tanah Merah	Order Management - Mobile	3/7/17	Order Management (Ipad) - Popup appear when stop drug	User reported popup appear could not connect to the server when user click stop current order at order management screen using ipad. Confirmed by user issue happen to all drug for some patient. User provide 1 patient MRN for example. User informed she already try 3 step to stop drug but problem still persist. Kindly refer link to view short video from user. Example MRN: 75023	This is a bug for the front end, it didn't show the error message for discharge visit. If the other visit has discharged, the order cannot be stop.	5/7/17	
20	I-PhIS020515317S	Klinik Kesihatan Greentown	Order Management - Web	8/9/17	Medication Order - Allergy alert popup not functioning	When Dr Marina ordered for drug diclofenac sodium for the patient, the ADR alert pop up is not functioning. Dr managed to order the medication which patient is allergic to. This is a serious medication error and could cause unnecessary harm form happening to the patient. MRN: 6185 (Normah)	Wrong query to check on patient allergy was implemented when click on Draft an Confirm buttons	20/9/17	

No	Ticket No	Facility	Module	Reported Date	Title	Description	Root Cause/Analysis	Resolved Date	Verify Status
21	I-PhIS020563817S	Hospital Pakar Sultanah Fatimah	Outpatient Pharmacy	13/9/17	(1.6.1.6)Dispensing - Same queue number for different patient	Pn Aisyah reported tehre have 2 same queue no for different patient. This happens when they use 2 computers to issue ticket number to patients. This should not happen can cause medication error if wrong prescription given to another patient. Kindly refer attachment. Queue no: 2006 Patient's name: Tan Joo Meng Liew Siew Hock	System could not control concurrent user generate queue number for patients. So same time queue generate function executing by multiple sessions then system generating same number for multiple sessions.	19/9/17	
22	I-PhIS020347417S	Klinik Kesihatan Port Dickson	Outpatient Pharmacy	22/8/17	Methadone Dispensing - Error occur when click reserve quantity to manual allocate	User reported error Please contact admin occur when click reserve quantity to manual allocate. First error occur when user click dispense INFO7605: unable to dispense! please do allocation for all drug or hold drug if there is no drug stock MRN No: MRN05004400082038	This issue happens due to lazy initialize from dispensing to location by checking log.	13/9/17	
23	I-PhIS020375717S	Klinik Kesihatan Bandar Maharani	Outpatient Pharmacy	24/8/17	Re-dispensing - Pop up error contact admin	User reported got pop up error contact admin when click save, but still can proceed with print label. Step Search patient > ID no>Double click > Click + Button > Click Dispense No >Click Search > Double click on Dispense No > Click Re Disp Qty > Edit at UOM Qty > Click Save - Pop up error contact admin > OK > Print label > Re dispense IC Patient 591009015063 (Time incident happen : 11.23AM)	System hitting null pointer exception while validating allocation on save event	13/9/17	

No	Ticket No	Facility	Module	Reported Date	Title	Description	Root Cause/Analysis	Resolved Date	Verify Status
						Also happened to this ID : 870511015802, but cannot confirmed for other ID.			
24	I-PhIS020486317S	Hospital Sungai Bakap	Outpatient Pharmacy	6/9/17	Sample Label - keep printing after close screen.	User reported sample label keeps on printing. User informed after complete print sample label for 1st patient, user close the screen then proceed with next patient, suddenly label keep print for previous patient even user did not click print yet. Printer keeps on printing. This issue lead to label waste. Step : Transcribe Order > Select Dispensing Location > ID Patient > Select Visit Type > Select Location > Select Department > Click Save > Click Visit Management > Click direct Print Sample Label. User informed happened to all patient and all user id. Currently happened to 2 PC because user did not try to other PC- afraid will lead to label waste. user already restart printer & PC but issue still persist. Issue started on 31.8.2017. Example Patient ID: 470827025019	Printing function is not totally closed when closing screen	13/9/17	
25	I-PhIS020478117S	Hospital Kota Tinggi	Outpatient Pharmacy	5/9/17	screening and verification - Auto refresh	User encounter problem when using "screening and verification" to screen partially dispensed Rx. 1. when user search Rx and click on "search" button on the screen using mouse, two Rx appear for the	Search function by Enter key pressed using same event for Bar code scanning and they are differs from on click Search button event.	13/9/17	

No	Ticket No	Facility	Module	Reported Date	Title	Description	Root Cause/Analysis	Resolved Date	Verify Status
						same patient. when user opened one of the Rx and close it, the page return to the previous page which both Rx still remained and not auto refresh. 2. user try to search the same patient using MRN and press button "enter" on keyboard. both Rx under same patient appear and user click one of the Rx. when user closed the Rx and back to the page, the page had auto refresh and require user to retype MRN to search again to allow Different scenario happens; which one of it auto refresh while another method not auto refresh even when user using same MRN. MRN: HKTG00088113	Searching by Bar code scanning and On Enter key pressed, system removes value from searching field after record is open so filter always ready to capture and put MRN/ID Patient value in input filed by bar code scanning. As on press enter key event and bar code scanning event same for system so system always clear the input field. So screen will refresh with out on ok event field value.		
26	I-PhIS020489717S	Hospital Tangkak	Outpatient Pharmacy	6/9/17	Screening& Verification - Wrong dosage when direct print label	User reported dosage wrongly state when user print label using direct print but when user preview the label before print, the dosage state correctly at the label. Refer user attachment User step: 1. At screening screen, user allocate the reserve quantity and direct print (the label state wrong dosage, 20mg) > tick proceed-to-dispense> prepare and dispense 2. User try to print label again at re-dispense screen, when direct print, the dosage still shows wrong	No issue at screening but issue on Re-Dispensing. On direct printing, dosage value wrongly getting directly from drug master for Re-Dispensing. This case happened on drug was set with Strength for Value to be displayed in drug master.	13/9/17	

No	Ticket No	Facility	Module	Reported Date	Title	Description	Root Cause/Analysis	Resolved Date	Verify Status
						(20mg) but when user print preview before proceed print, the dosage state correctly (40mg) MRN: HTGK00074881 Zainab bt Ab Samah RX no.: psy cl0000044523 Drug Name: Flupenchixol Decanoate			
27	I-PhIS020275117S	Klinik Kesihatan Bakri	Outpatient Pharmacy	16/8/17	SPUB - Popup appear when select prescription - no drug prescribed	Ms Cher reported KK Bakri received spub patient from HPSF. When first click online spub and select the prescription, it shown pop up of â€œ No drugs prescribedâ€. When try again, the pop up shown â€œINFO0433: The SPUB already selected from the list. Select one by one. Please complete the Medication order before select another one.â€ Acooridng to user, she unable to proceed confirm order since unable to view the prescription. Kindly refer attachment from user. HPSF MRN : HPSF00099156 KKBakri MRN : KKE01003100004068	Issue happened because receiving facility failed to receive SPUB details.	15/9/17	
28	I-PhIS020212117S	Klinik Kesihatan Jenis 2 Tawau	Pharmacy Inventory	11/8/17	Recalculate Buffer Level - Calculation in system not tally with manual calculation	User reported calculation of buffer level in system not tally with her manual calculation. In system Max storage been set as 185 day and buffer set as 75 days. According to user in proposal buffer she key-in 1000 for 75 days and max storage should appear as	Query in View not handled properly to get the data	12/9/17	

No	Ticket No	Facility	Module	Reported Date	Title	Description	Root Cause/Analysis	Resolved Date	Verify Status
						2467 for 185 days instead of 90K. Item : Mefenamic acid Calculation period : 180 days Buffer level : 75 days Max storage : 185 Item purchase type : APPL			
29	I-PhIS020559417S	Pejabat Kesihatan Daerah Alor Gajah/ KKIA	Pharmacy Inventory	13/9/17	(1.6.1.6) Offline Issue(External)- Other item removed together with selected item that want to delete	Pn Huzaimah reported unable to approve issue due to popup appear. Message shown as 'INFO: One of the Item Batch from this transaction is being processed by other transaction. Please wait until another transaction complete'. She inform that currently has no pending transaction at Farmasi Stor. And if there is transaction running, she unable to trace. Issue No: M02PS001-0000178	Delete list box values not handle properly,hence its gives wrong result.	18/9/17	
30	I-PhIS020571317S	Pejabat Kesihatan Daerah Hulu Langat	Pharmacy Inventory	14/9/17	(1.6.1.6) Purchase Order (LP) - Unable to proceed with eP approve	User reported that he unable to proceed purchase order for PO17001035 with eP approved after click on eP approved button due to system appear Unable to proceed due to order amount cannot be more than RM50,000 . User mention that there are 3 PO No for same item that he made. But PO17001120 able to proceed with amount RM33,800 and PO17001108 already rejected with amount RM33,800. User claim that this issue persist might be due total amount for PO17001120 & PO17001035 is RM	LP purchase order on quotation calculation, instead of >= 50K change only to > 50K	21/9/17	

No	Ticket No	Facility	Module	Reported Date	Title	Description	Root Cause/Analysis	Resolved Date	Verify Status
						50,000. Details from user: Item code: C08CA01000T1002XX.04 1) PO17001120 - RM33,800 - ep Approved 2) PO17001035 - RM16,200 - Pending eP approval 3) PO17001108 - RM33,800 - status eP rejected			
31	I-PhIS020558217S	Hospital Pakar Sultanah Fatimah	Pharmacy Inventory	13/9/17	(1.6.1.6)Notification - Error appear after save	User reported that he unable to proceed with Notification due to error "An error has occurred. Please contact your administrator" appear after he click on Save button.	Blank fields was checked incompletely.	15/9/17	
32	I-PhIS020499117S	Hospital Pakar Sultanah Fatimah	Pharmacy Inventory	7/9/17	Contract Purchase Order -Unable to eP approved	User reported unable to eP approve due to message "insufficient budget for vote 090401/040301/42999/01" appear. But, user informed the budget for the vote code available budget is RM148,000 and the PO order cost only RM25,000. PO no: PO17009870 vote code ubat pesara: 090401/040301/42999/01	This cause from decimal unit price not count properly from back end & front end	19/9/17	
33	I-PhIS020268817S	MUSN Kuching	Pharmacy Inventory	16/8/17	Direct Issue - Quantity not Tally with LPO Purchase Quantity	We encountered the same issue as reported before, in which the direct issue quantity is not tally with the LPO Purchase quantity. For your information we are doing direct delivery of APPL items to KK without pharmacy. Those KK will send in indents to CFLN and we will	Java Null Pointer Exception not handled.	14/9/17	

No	Ticket No	Facility	Module	Reported Date	Title	Description	Root Cause/Analysis	Resolved Date	Verify Status
						extract the indents of APPL items to Procurement module. When they receive the stock and send back the DO to us, we will do receiving in our PhIS and the system will automatically direct issue out the received batch (we couldn't choose or edit the quantity/batch) to them by online issue. But we found out that for certain items the direct issue quantity will follow the indent quantity instead of purchase quantity. This issue happens intermittently. Attached is the list of 8 items which showed such error KK Sampadi			
34	I-PhIS020393417S	Makmal Ubat dan Stor Bahagian Sibu	Pharmacy Inventory	25/8/17	Physical Checking - Appear wrong expiry date if select all item	User reported expiry date appear weird at physical checking screen. Kindly refer attachment. Item code: RAW00126.01 J05AB01000L8001XX.01 S01AD03000G5101XX.01	Date format wrongly display when save the item list.	14/9/17	
35	I-PhIS020392617S	Hospital Putrajaya	Pharmacy Inventory	25/8/17	Purchase order (LP Quotation) - Item still can be ordered	User reported it has been realized that Lampiran Q quantity that has been keyed into the system does not reduce with each successful purchase made.	Validation on Ordered Quantity not handled.	13/9/17	
36	I-PhIS020356517S	Hospital Pontian	Pharmacy Inventory	23/8/17	Purchase order (LP) - Brand change to default after save	User reported brand change after he save. Inventory - Procurement -Purchase Order-LP Purchase Order-Request Type(Supplementary Order) - Item	Brand And Manufacture combobox values not handled based on selection.	13/9/17	

No	Ticket No	Facility	Module	Reported Date	Title	Description	Root Cause/Analysis	Resolved Date	Verify Status
						Group (Drug) - Supplier Name (MS ALLY PHARMA SDN. BHD) - Add item - Brand (FEDAC) - After save brand change to TRIDIN-P. Item code : R01BA52988T1002XX.02 Item Description : Triprolidine HCl 2.5 mg and Pseudoephedrine HCl 60 mg Tablet			
37	I-PhIS020426317S	Institut Kanser Negara	Pharmacy Inventory	29/8/17	Purchase Order LP quotation - Expired quotation still appear	Cik Nashreen inform when create order quotation, user can create order with Expired quotation. example quotation: QU17000006	Validation on quotation not apply correctly. The expired quotation also able to view in Purchase Order.	14/9/17	
38	I-PhIS020185617S	Klinik Kesihatan Merbok	Pharmacy Inventory	9/8/17	Recalculate Buffer Level : result shows drug which not exists in the calculate unit.	Pn Siti Khadijah report she want to generate buffer item for unit Kaunter Farmasi and Klinik Kesihatan Ibu dan Anak. However, when she click button Calculate, no item list for unit Klinik Kesihatan Ibu dan Anak and only 1 item appear under unit Kaunter Farmasi. Item group: Drug Item purchase type: APPL Calculation perido:180 dayst	Wrong validation appear when calculate the buffer level	8/9/17	
39	I-PhIS020425917S	Hospital Tawau	Pharmacy Inventory	29/8/17	Receive (intra) - Unit not appear when filter by receive from unit field	User reported record not found when she trace receive from unit = farmasi logistik. According to user no issue when search by other unit. User mention at receive item (intra) page appear receive item from farmasi logistik but she want to trace by receive from unit field, no record found. User is from	Search by "Receive From Unit" bandbox, level validation was handled wrongly	13/9/17	

No	Ticket No	Facility	Module	Reported Date	Title	Description	Root Cause/Analysis	Resolved Date	Verify Status
						Farmasi Pesakit Dalam substore. She want to search record form January 2016 until December 2016.			
40	I-PhIS020249417S	Hospital Tawau	Pharmacy Inventory	15/8/17	Receive from supplier replacement(APPL) - Unable to save	Ms Afizzah inform got replacement from pharmaniaga, but user cant receive full as per DO due to during to approve appear message that cant allow her to receive more than 370. L0251140501170562 P170003961 Replacement DO: 150557201 T0000041 receive date: 10/8/2017	Validation on receive against replacement is wrongly apply.	11/9/17	
41	I-PhIS020285617S	Hospital Melaka	Pharmacy Inventory	17/8/17	Receive intra (manual) - save button function affect on item movement & receive report	Mr Wong report for below transaction number, system create movement of the transactions even though user did not approve yet (in stage of approval). Status of this receiving is open. RI17018362 RI17018366 RI17018367 RI17018368 RI17018389 RI17018391	After saving Manual receive,item movement and receive item report is creating.	31/8/17	
42	I-PhIS020435317S	Hospital Raja Perempuan Zainab II	Pharmacy Inventory	29/8/17	Receive Intra Facility - Issuer Remarks not appear	User Puan Khadijah reported she already enter Issuer Remark when perform issue. Then when nurse at ward (level 3) want to perform receiving, issuer remark not appear. Kindly refer attachment. Drug name: BCG Vaccin Indent no.: K17030682 (from ward	The content of remark was hidden when pending to receive transaction is open from Home page Task List.	13/9/17	

No	Ticket No	Facility	Module	Reported Date	Title	Description	Root Cause/Analysis	Resolved Date	Verify Status
						24) Issue no.: I02FKIP-0022943			
43	I-PhIS020375917S	Klinik Kesihatan Tongkang Pecah	Pharmacy Inventory	24/8/17	Receiving Inter Facility - Item show Inactive	User reported unable to proceed receiving for Indent number as below due to system prompt message "Item Inactive'. Furthermore at Indent details Item code show same as drug code. PO : R17000182 Item Code: C10AA01000T1001XX Drug Description : Simvastatin 10 mg Tablet	Filter Item status shouldn't be checking, whether item active or inactive allow user to proceed with receiving.	18/9/17	
44	I-PhIS020252917S	Hospital Sultan Haji Ahmad Shah	Pharmacy Inventory	15/8/17	Return to supplier - After click Confirm, nothing happen	User reported she unable to confirm for return no T170000012 due to system shows processing. User claimed it only happened to this transaction. Other transaction able to perform. User has try with others PC but problem still persist. Details as below: Return No: T170000012 Do No: 0044/0817	Null pointer exception not handled properly for batch expiry date	8/9/17	
45	I-PhIS020243717S	Hospital Orang Asli Gombak	Pharmacy Inventory	14/8/17	Return to supplier - Stock not deduct	Ms Amy inform stock balance by drug non drug still not deduct even though Return To Supplier already perform. T170000001	The stock not updated due to the fail on integration when return to supplier	8/9/17	
46	I-PhIS020469117S	Klinik Kesihatan Kulim	Pharmacy Inventory	5/9/17	Stock Balance By Drug/Non-Drug - Total Amount and Total Stock in SKU not appear	User report when she print Stock balance By Drug/non Drug and export to excel it not show Total Amount and Total Stock in SKU for new version 153. User inform for previous version 146 it show Total Amount and Total Stock in SKU.	"TOTAL Stock In SKU" & "TOTAL Amount" row of "Stock Balance By Drug/Non-Drug" excel report was hidden.	13/9/17	

No	Ticket No	Facility	Module	Reported Date	Title	Description	Root Cause/Analysis	Resolved Date	Verify Status
47	I-PhIS020327617S	Hospital Kuala Lumpur	Pharmacy Inventory	21/8/17	Stock Replenish - Deleted item still appear	User delete unwanted items during stock replenish and click Send for Approval button. However, deleted items still appear when user want proceed to approve. Simulation at 153: http://10.1.1.179:8080/iphis It happen based on below steps; 1.Go to Issue screen and click add button. 2. Select Stock Replenish. 3. Select unit FKP. 4. Click Stock Replenish button. System will display all items 5. Save the record. 6. Delete unwanted items. 7. Click Send for approval. button.	Deleted items list not saved properly while sending for approval.	13/9/17	
48	I-PhIS020408417S	Hospital Tanah Merah	Pharmacy Inventory	28/8/17	Stock Replenish - Unable to view unit catalogue list	User reported unable to view next page or search due unit catalogue list been dime. Confirm by user it happen to all Requester Unit. Inventory - Issue - Stock Replenish - select Requester Unit - click button unit catalog - appear below page but unable to view next page or search.	Null pointer exception not handled	11/9/17	
49	I-PhIS020276117S	Klinik Kesihatan Kepala Batas	Pharmacy Inventory	16/8/17	Tasklist - Appear receive internal transcation that already done	User reported at task list still appear receive internal transaction that user already done receiving. User inform, when she click the transaction, appear message 'Receiving has been done'. Transaction no: F02PS001-0000996	Concurrent validation not handled properly	13/9/17	

No	Ticket No	Facility	Module	Reported Date	Title	Description	Root Cause/Analysis	Resolved Date	Verify Status
50	I-PhIS020575817S	Hospital Beaufort	Report/Enquiry	14/9/17	(1.6.1.6) Budget Movement - Balance amount incorrect	User reported budget movement not tally. Votecode : 140901/032200/27401/99 PO : 17000785 Transaction date : 30.8.2017 Transaction Type : PO Send for ep approval : Transaction Amount : 91891.77 Transaction Type : PO ep approve Transaction Amount : 30630.59	Before 1.5 Item details in different screen, when close item details current budget master rendering handled properly. Start from 1.5.x item details move into main dialog, due to this budget renderer not updating properly if user do multiple times update on item	21/9/17	
51	I-PhIS020001217S	Hospital Tanah Merah	Report/Enquiry	25/7/17	Drug Usage by patient and drug utilization quantity not tally	User reported the quantity recorded of Drug Usage by Patient and Drug Utilization is not tally for any drug. This issue is bug which still not solved after upgrade version. Based on previous bug report 17146050C. Example Drug: Zidovudine 300mg Lamivudine Drug Utilization= 9057 Drug Usage by patient=16,866	Drug utilization Query not handled Correctly to match with Drug Usage By patient.	8/9/17	
52	I-PhIS020198217S	Hospital Rehabilitasi Cheras	Special Drug Request	10/8/17	Special Drug Request - Error appear when approve	Pn Yuzlina approve the SDR then error appear. User want to know status of this request success send or not. Refer attachment. HRC0018/2017 HRC0017/2017	when facility send kpk to iwp then iwp process and acknowledge send back to facility. If facility doesn't has acknowledge process hits error.	14/9/17	
53	I-PhIS020626117S	Hospital Sultanah Aminah	Special Drug Request	20/9/17	Special Drug Request - Error upon double click Notification	User receive notification from BPFKKM regarding a special drug request. , but error 'Please contact admin' appear. Kindly refer to the attachment.	Wrong pointing to notification URL when double click.	20/9/17	

Verified and Acknowledged By:

Signature: _____ Name: _____
Date: _____ Designation: _____

Signature: _____ Name: _____
Date: _____ Designation: _____

4 Refinement List – Detail Changes

4.1 Pharmacy Inventory – Indent/Issue Non Standard Item

CR No	Module	Function	Description	Ticket No
R170109	Pharmacy Inventory	(1.6.1.6) Direct Issue - Request to issue from level 2 to level 3	For non-standard item, the following is the new rules - Allow to indent from level 2/3 to level 2 - Allow issue from level 2 - Cannot indent to level 1 (from any levels)	I-PhIS015297916S

Indent/RIQ Intra-Facility

1. Indent Intra screen, if selected 'Send Indent To' unit is **level 2**, when 'Add Item' to allow select non-standard item:

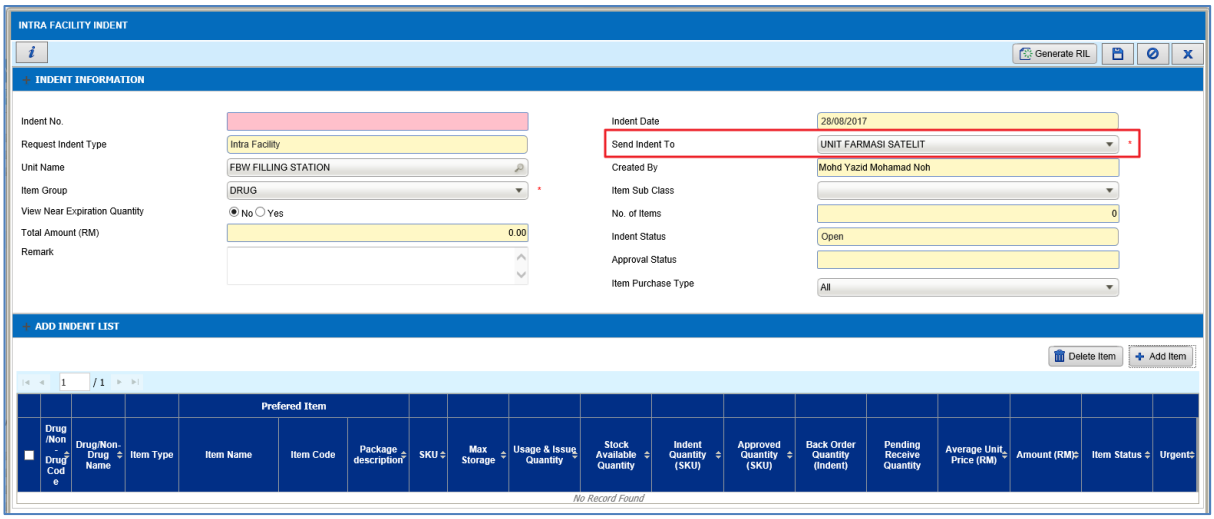

- Add 'Standard Item' drop down when searching item, and item searching results should include both standard and non-standard item. Default drop down selection to 'All'

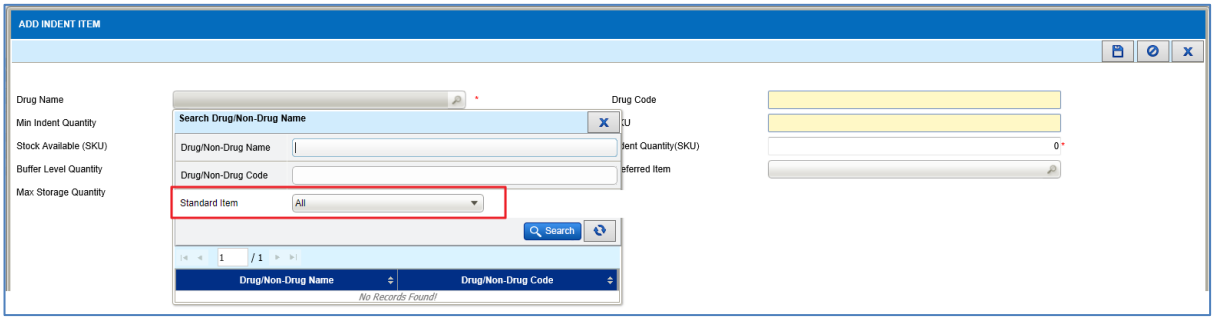

- Once item already added, if user changed the 'Send Indent To' value to **Level 1** unit, to display pop up, 'System will reset the added item list. Proceed?', if user proceeds to change the unit, to clear the item list. User will need to add again the required item. No need this validation if the new 'Send Indent To' value is level 2 unit.
- For generate RIL, add validation to add Non-standard item in the list if user select "Send Indent To" unit as level 2.

2. RIQ Intra: Once the indent for the non-standard item flow to RIQ (Intra), the level 2 unit should be able to issue the non-standard item

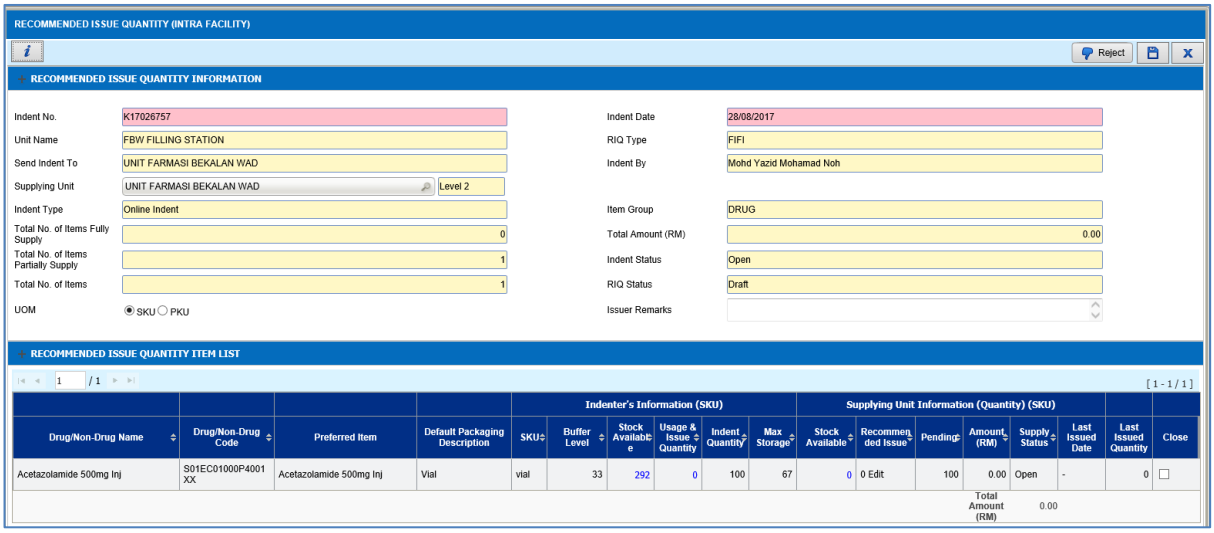

Stock Replenish

1. If selected 'Supply Unit' unit is **level 2 or level 3**, when 'Add Item' to allow select non-standard item:

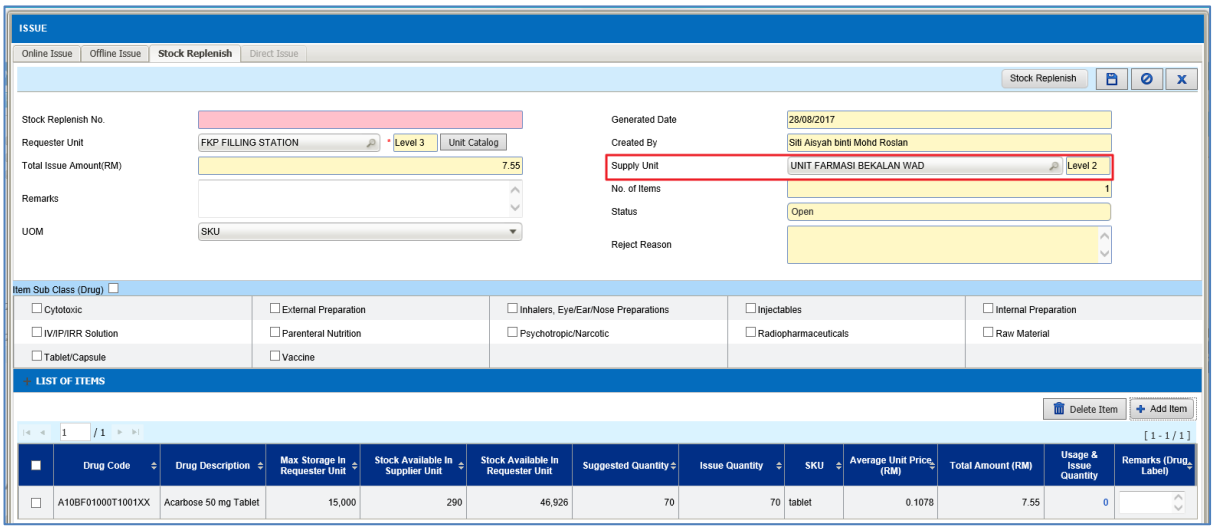

2. Add 'Standard Item' drop down when searching item, and item searching results should include both standard and non-standard item. Default drop down selection to 'All'

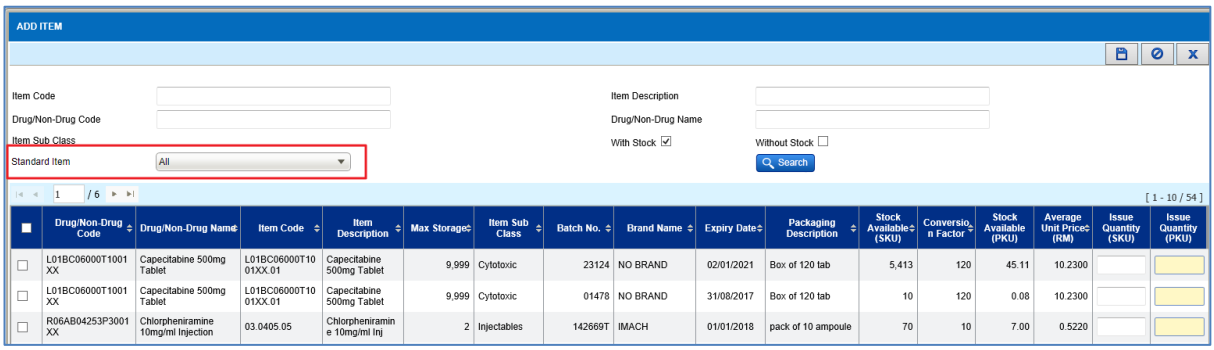

- Once item already added, if user changed the 'Supply Unit' value to **Level 1** unit, to display pop up, 'System will reset the added item list. Proceed?', if user proceeds to change the unit, to clear the item list. User will need to add again the required item. No need this validation if the new 'Supply Unit' value is level 2 or level 3 unit.

4.2 Order Management – Order Endorsement

CR No	Module	Function	Solution	Ticket No
R170107	Order Management - Web	Task list - appear Order Endorsement transaction	Improve the function to allow to view the detail of Medication Order or drug detail even drug has been expired but Endorsement still with "Open" status	I-PhIS019683717S I-PhIS020413917S

Home Page

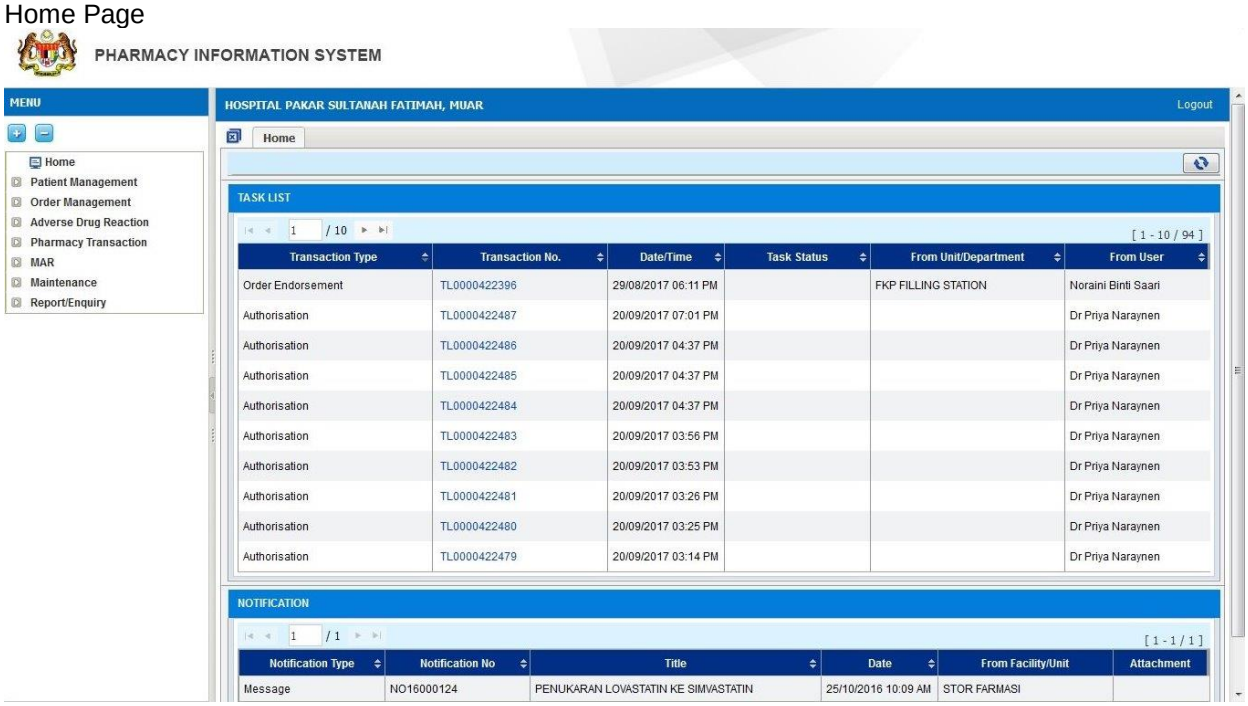

Order Endorsement – for Active Medication Only

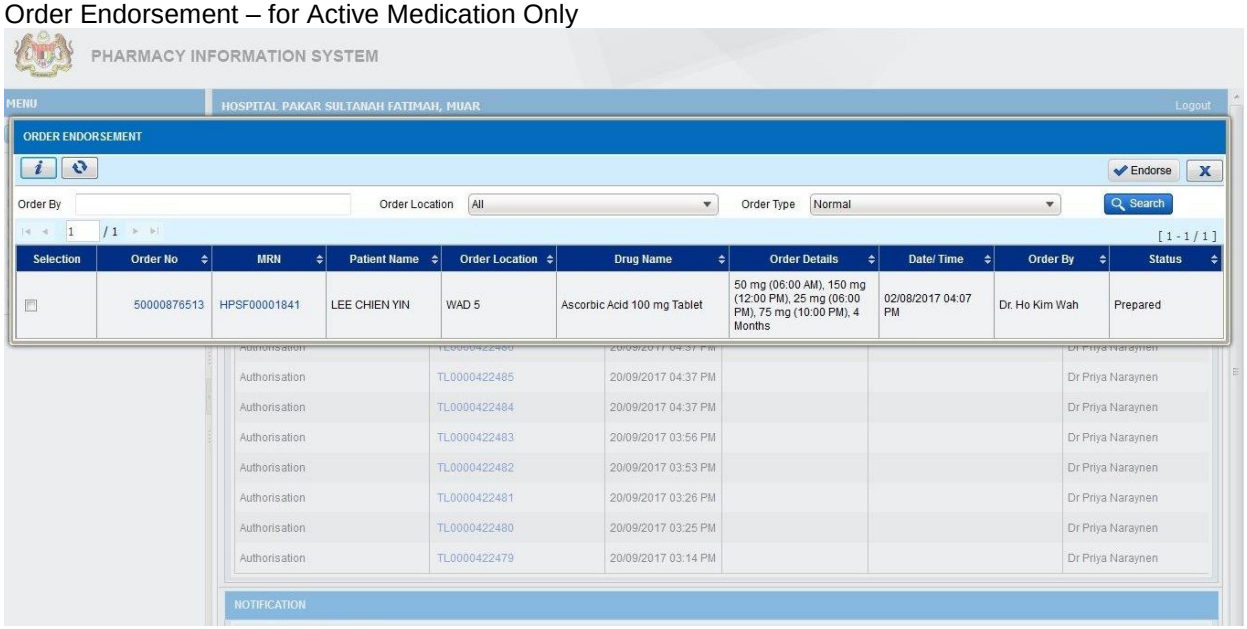

Order Endorsement – Include Expired Medication

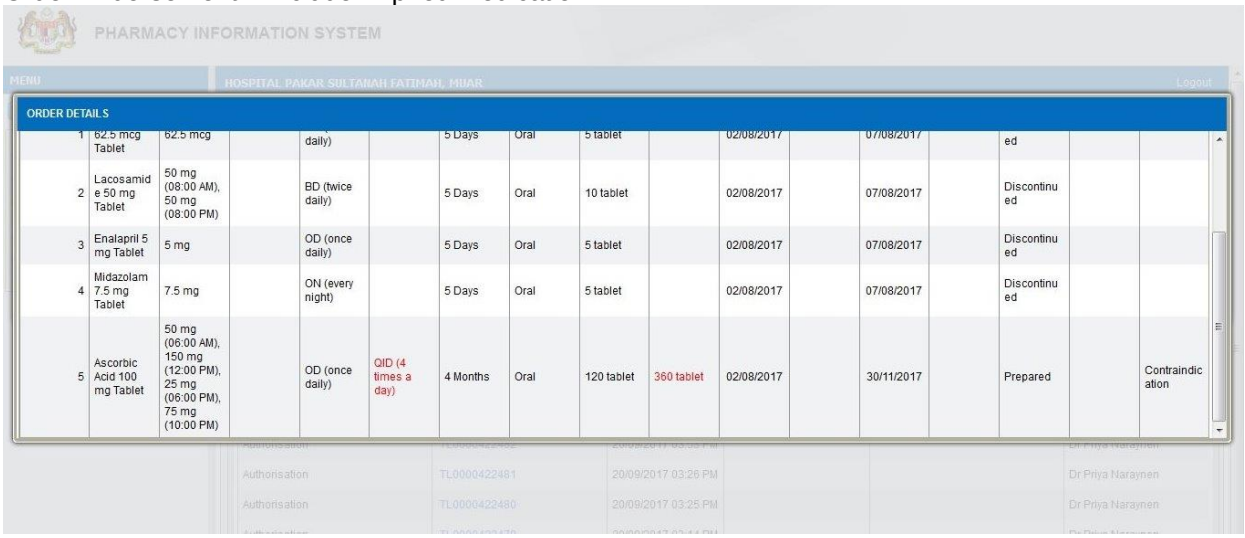

1	62.5 mcg Tablet	62.5 mcg		daily)		5 Days	Oral	5 tablet		02/08/2017		07/08/2017		ed		
2	Lacosamide 50 mg Tablet	50 mg (08:00 AM), 50 mg (08:00 PM)		BD (twice daily)		5 Days	Oral	10 tablet		02/08/2017		07/08/2017		Discontinued		
3	Enalapril 5 mg Tablet	5 mg		OD (once daily)		5 Days	Oral	5 tablet		02/08/2017		07/08/2017		Discontinued		
4	Midazolam 7.5 mg Tablet	7.5 mg		ON (every night)		5 Days	Oral	5 tablet		02/08/2017		07/08/2017		Discontinued		
5	Ascorbic Acid 100 mg Tablet	50 mg (06:00 AM), 150 mg (12:00 PM), 25 mg (06:00 PM), 75 mg (10:00 PM)		OD (once daily)	QID (4 times a day)	4 Months	Oral	120 tablet	360 tablet	02/08/2017		30/11/2017		Prepared		Contraindication

4.3 MTAC - Reporting

CR No	Module	Function	Solution	Ticket No
R170108	MTAC	(1.6.1.6) MTAC Reporting - Unable to fill in CP4	Improve the function by adding all location with active status into Intra-Facility refer to	I-PhIS020550217S

CP4 - Intra-facility

Currently search field Intra-facility value list out only Nursing Unit, ER and Day care

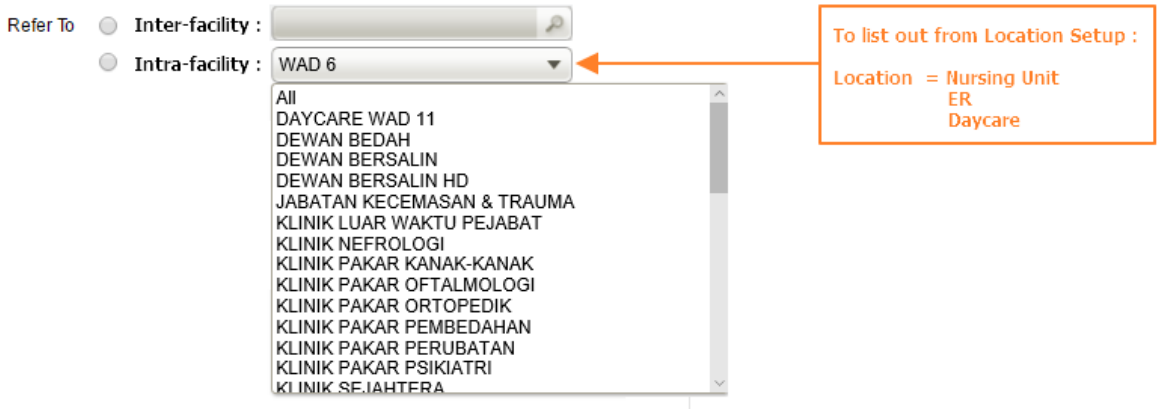

1) To add search field for Intra-facility for All Location Setup and filter by Status = Active
2) To remove popup message below:

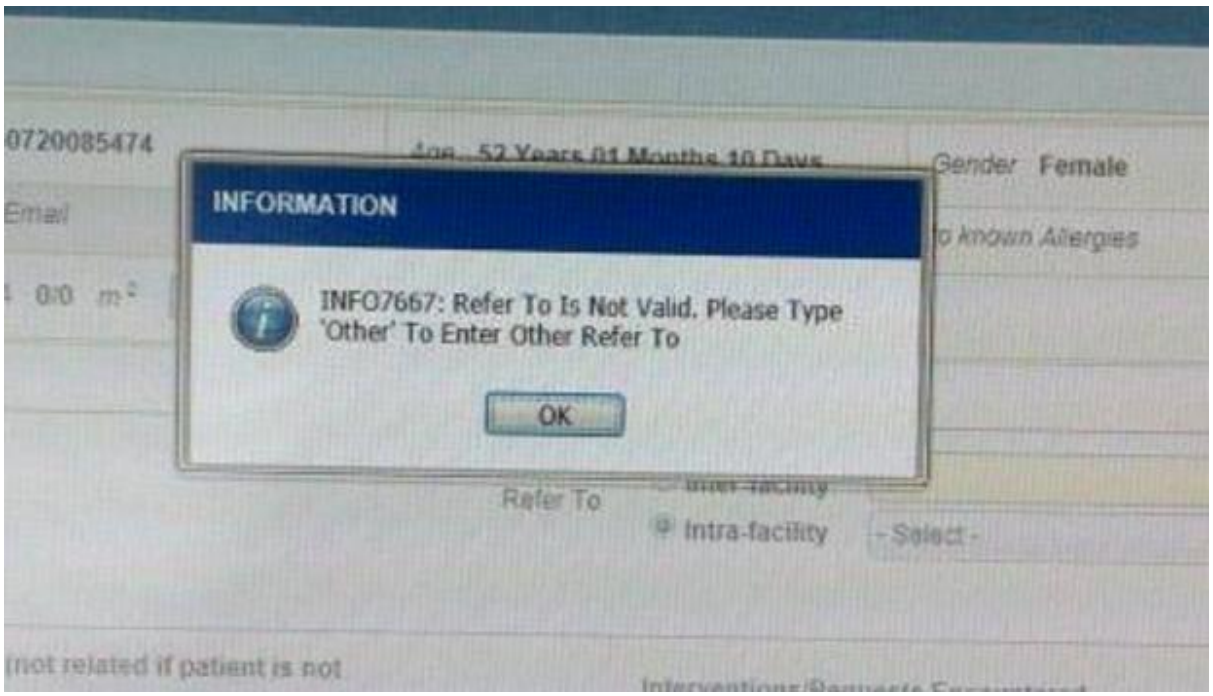

5 Deployment - Procedures

5.1 List of Items to be Deployed

No.	Items	Components	Path
1	Facility Script	1. PatchScripts_PhIS_V1.6.1.6_8.txt 2. PatchScripts_PhIS_V1.6.1.6_8_Functions.txt	https://10.1.1.82:44330/svn/Workspace_Dataware/31_Implementation/Applications/PhIS_ReleaseV1.6.1.6/facility/scripts
2	Facility Application	iphis_v1.6.1.6.war	https://10.1.1.82:44330/svn/Workspace_Dataware/31_Implementation/Applications/PhIS_ReleaseV1.6.1.6/facility/war
3	Facility Application	PhISSchedulers_v.1.6.1.6.jar	https://10.1.1.82:44330/svn/Workspace_Dataware/31_Implementation/Applications/PhIS_ReleaseV1.6.1.6/facility/jar
4	Mobile Application	ipadhosp-1.6.0b15.war	https://10.1.1.82:44330/svn/Workspace_Dataware/31_Implementation/Applications/PhIS_ReleaseV1.6.1.6/Mobile
5	Mobile Application	iphismobile_user_v1.6.1.6.war	https://10.1.1.82:44330/svn/Workspace_Dataware/31_Implementation/Applications/PhIS_ReleaseV1.6.1.6/Mobile
6	HQ Script	PatchScripts_IWP_v1.6.1.6.txt	https://10.1.1.82:44330/svn/Workspace_Dataware/31_Implementation/Applications/PhIS_ReleaseV1.6.1.6/iwp/scripts
7	HQ Application	phishq_v1.6.1.6.war	https://10.1.1.82:44330/svn/Workspace_Dataware/31_Implementation/Applications/PhIS_ReleaseV1.6.1.6/iwp/war

5.2 Backup Procedure before Deploy

5.2.1 Backup Procedure

Using backup tool, backup the following files and folder and database as per table below;

No.	Type	Backup Item	Description
1	Application	/home/phisesb /opt/phisesb /usr/share/fonts/truetype	PhIS Integration Application PhIS Core Application Fonts required by PhIS
2	Database	phisprod database	PhIS Live database

5.3 Deployment/Installation Guidelines

5.3.1 Deployment at Facility

Below table is described the deployment steps at Facility:

Step	Items	File Name	Source Path	Action
1	Facility Script	1. PatchScripts_PhIS_V1.6.1.6_8.txt 2. PatchScripts_PhIS_V1.6.1.6_8_Functions.txt	https://10.1.1.82:44330/svn/Workspace_Dataware/31_Implementation/Applications/PhIS_ReleaseV1.6.1.6/facility/scripts	Please ensure all the script is execute before iphis.war deploy. Please ensure the script is executed in sequence. Script files highlight and execute
2	Facility Application	iphis_v1.6.1.6.war	https://10.1.1.82:44330/svn/Workspace_Dataware/31_Implementation/Applications/PhIS_ReleaseV1.6.1.6/facility/war	Please rename the war file from iphis_v1.6.1.6.war to iphis.war then deploy.
3	Facility Application	PhISSchedulers_v.1.6.1.6.jar	https://10.1.1.82:44330/svn/Workspace_Dataware/31_Implementation/Applications/PhIS_ReleaseV1.6.1.6/facility/jar	Backup jar file from /home/phisesb/phisjars/ and copy downloaded jar and rename to PhISSchedulers.jar.
4	Mobile Application	ipadhosp-1.6.0b15.war	https://10.1.1.82:44330/svn/Workspace_Dataware/31_Implementation/Applications/PhIS_ReleaseV1.6.1.6/Mobile	Rename ipadhosp-1.6.0b15.war to ipadhosp.war and deploy. Frontend Apps: 1.6.0r16 Backend Apps: 1.6.0b15
5	Mobile Application	iphismobile_user_v1.6.1.6.war	https://10.1.1.82:44330/svn/Workspace_Dataware/31_Implementation/Applications/PhIS_ReleaseV1.6.1.6/Mobile	Rename iphismobile_user_v1.6.1.6.war to iphismobile_user.war and deploy.

5.3.2 Deployment at HQ - IWP

Below table is described the deployment steps at HQ - IWP:

Step	Items	File Name	Source Path	Action
1	HQ Script	PatchScripts_IWP_v1.6.1.6.txt	https://10.1.1.82:44330/svn/Workspace_Dataware/31_Implementation/Applications/PhIS_ReleaseV1.6.1.6/iwp/scripts	Execute as Script
2	HQ Application	phishq_v1.6.1.6.war	https://10.1.1.82:44330/svn/Workspace_Dataware/31_Implementation/Applications/PhIS_ReleaseV1.6.1.6/iwp/war	Rename the war file from phishq_v1.6.1.6.war to phishq.war then Deploy using Glassfish Administration Console