Pharmacy Information System (PhIS)
and
Clinic Pharmacy System (CPS)

Release Note

For version 1.7.1.3

Version	**: 1.0**
Document ID	**: PhIS_CPS/ReleaseNote/Refinement/09012018**

© 2011-2018 Pharmaniaga Logistics Sdn Bhd (PLSB)

CONFIDENTIAL COPYRIGHTED MATERIAL – *The information includes all concepts, comments, recommendations, and material, contained herein shall remain the property of Pharmaniaga Logistics Sdn Bhd (PLSB). No portion of this document shall be disclosed, duplicated or used in whole or in part of any purpose other than the purpose of the Pharmacy Information System & Clinic Pharmacy System (PhIS& CPS) Project execution only.*

Revision History

Version No	Date of Release	Prepared by	Reviewed / Verified by	List of changes from Previous Version
1.0	09/01/2018	Zainura	Chew Ming Ping	First Version

Verified and Acknowledged by:

Name	Role/Designation	Organization	Signature & Date
Chew Ming Ping	Team Leader	Pharmaniaga Logistics Sdn Bhd	
Hoh Choon Seng	Project Manager	Pharmaniaga Logistics Sdn Bhd	

Name	Role/Designation	Organization	Signature & Date
		Bahagian Perkhidmatan Farmasi (BPF), KKM	
		Bahagian Pengurusan Maklumat (BPM), KKM	

Peer Review

Version No	Reviewed / Verified by	List Of Changes from Previous Version
1.0	Michelle Foo (QA)	Initial document

1 INTRODUCTION 1
1.1 PROJECT INFORMATION 1
1.2 OBJECTIVES 1
2 PURPOSE 2
3 SUMMARY – REFINEMENT AND DEFECT LIST 3
3.1 REFINEMENT LIST 3
3.2 RESOLVED DEFECT LIST 4
4 REFINEMENT LIST – DETAIL CHANGES 6
4.1 OUTPATIENT PHARMACY – MISSING RX 6
4.2 PHARMACY INVENTORY 15
5 DEPLOYMENT - PROCEDURES 16
5.1 LIST OF ITEMS TO BE DEPLOYED 16
5.2 BACKUP PROCEDURE BEFORE DEPLOY 16
5.2.1 Backup Procedure 16
5.3 DEPLOYMENT/INSTALLATION GUIDELINES 17
5.3.1 Deployment at Facility 17
5.3.2 Deployment at HQ - IWP 18

1 Introduction

1.1 Project Information

Project ID	:	PhIS and CPS
Project Name	:	Pharmacy Information System and Clinic Pharmacy System
Version No	:	1.7.1.3
Client Name	:	Ministry of Health
Release ID	:	RL18/001
Release Date	:	09/01/2018

1.2 Objectives

No.	Objective	Reference
1.	Release PhIS & CPS Application to Facility	Refer Section 3 – Refinement and Defect list

2 Purpose

The purpose of the document is to update the end-user of the changes and defects have been resolved to be included in the new version of application and will be deployed to production server.

This document outlines the list of request and issue to be delivered in the newer version of application and also the guidelines on how to deploy the new version of application in production.

3 Summary – Refinement and Defect List

3.1 Refinement List

The following are the minor refinement that included in PhIS v1.7.1.3:

No	CR No	Module	Function	Description	Ticket No	Facility	Reference
1	R180001	Outpatient Pharmacy	(1.7.1.3) Preparation - Missing RX - Discharge medication - Dispense IP then to OP	Functional Refinement. The function at 'Next Collection Location' only cover to reroute record location but not full flows of rerouting process. Further improvement is required to handle full flow of rerouting process if user change the next location to other location. Need to consider ward stock as well.	I-PhIS017213716S	Hospital Marudi	Refer to #4.1
2	R180002	Pharmacy Inventory	(1.7.1.3)Indent interfacility - Unable to retrieve indent	Further improvement on generating Indent No for external indent by adding Year. This is to avoid same indent number generate every year after refresh the running number before start new year	I-PhIS021802518S	Pejabat Kesihatan Daerah Kluang	Refer to #4.2

3.2 Resolved Defect List

The following are the summary of resolved issue list that included in PhIS and CPS version 1.7.1.3.

No	Ticket No	Facility	Module	Reported Date	Title	Description	Root Cause/Analysis	Resolved Date	Verify Status
1	I-PhIS021614117S	Hospital Miri	Pharmacy Inventory	15/12/17	(1.7.1.2)Unable to Receive as Indent Already closed	Miss Melissa reported got pop up message after click save. Message : unable to indent due to quantity more that maximum storage. User informed already issue out the item and stock available show 0 quantity. User also confirmed no pending transaction. Issue NO : 02FSW0028842 Drug Code : B05XA03100P6002a Maz storage = 200 User proceed indent intra: Key in item name : Sodium Chloride 0.9% 500mL IV soln Qty : 150 Click Save Pop up message.	Issue notes created during 1.6 or 1.5 there will not be any receiving record with open status and user cant select issue note any more to do receiving	2/1/18	
2	I-PhIS021619217	Hospital Miri	Outpatient Pharmacy	15/12/17	(1.7.1.3)Slow processing	Miss Chua reported after upgrade new version (v1.7.1) pharmacy(mostly transcribe) module have slow issue	Issue happens due to java code changed to stored procedure in dispensing.	9/1/18	
3	I-PhIS021675317S	Klinik Kesihatan Greentown	Outpatient Pharmacy	20/12/17	(1.7.1.3)Slowness issue at dispensing screen	User reported having slowness issue at dispensing screen. Kindly refer KPI benchmark that has been collected by technical. Refer report no.: 17226462C.	As DB size increasing gradually existing implementation not performing faster. (Eventually performance tuning required)	9/1/18	
4	I-PhIS021810618S	Hospital Kuala Lumpur	Special Drug Request	2/1/18	(1.7.1.3)Special Drug Request - Facility request	User reported Facility request number not update/renew to HKL0001/2018, but continue the	Facility Request No of Special drug request was reset to new number only	8/1/18	

No	Ticket No	Facility	Module	Reported Date	Title	Description	Root Cause/Analysis	Resolved Date	Verify Status
					number not update/renew - running no not reset	last number from 2017. i.e. HKL0511/2017	if any previously SDR was created for the same drug as in the new SDR.		

Verified and Acknowledged By:

Signature: _____ Name: _____
Date: _____ Designation: _____

Signature: _____ Name: _____
Date: _____ Designation: _____

4 Refinement List – Detail Changes

4.1 Outpatient Pharmacy – Missing RX

CR No	Module	Function	Description
R180001	Outpatient Pharmacy	(1.7.1.3) Preparation - Missing RX - Discharge medication - Dispense IP then to OP	Functional Refinement. The function at 'Next Collection Location' only cover to reroute record location but not full flows of rerouting process. Further improvement was proposed to handle full flow of rerouting process if user change the next location to other location. Need to consider ward stock as well.

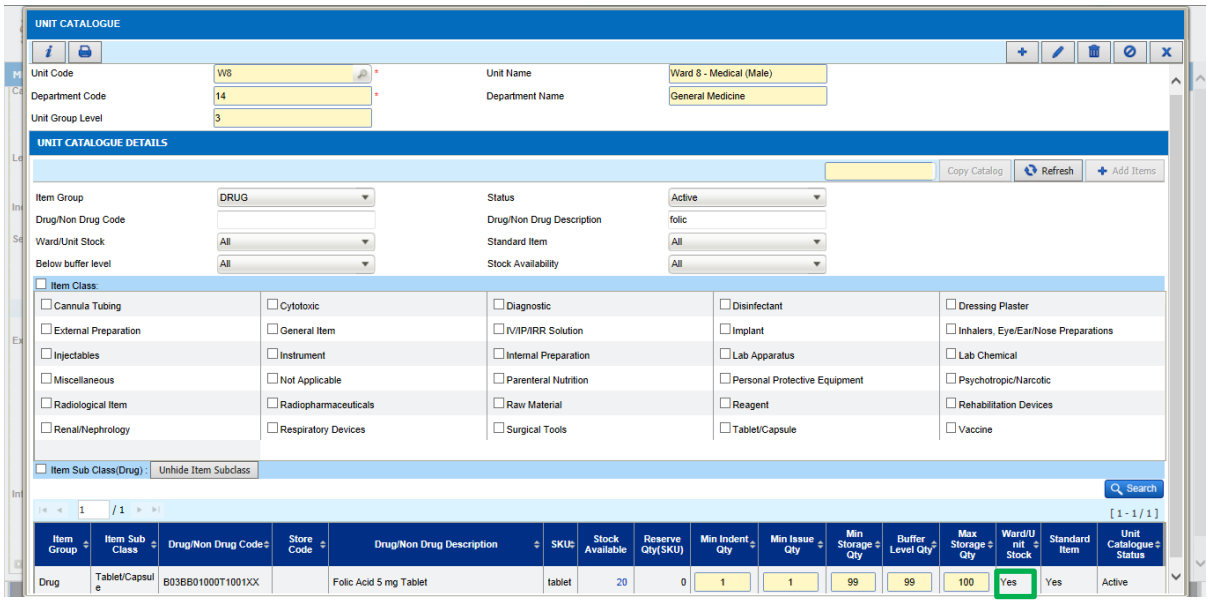

Create order with IP dispense location.

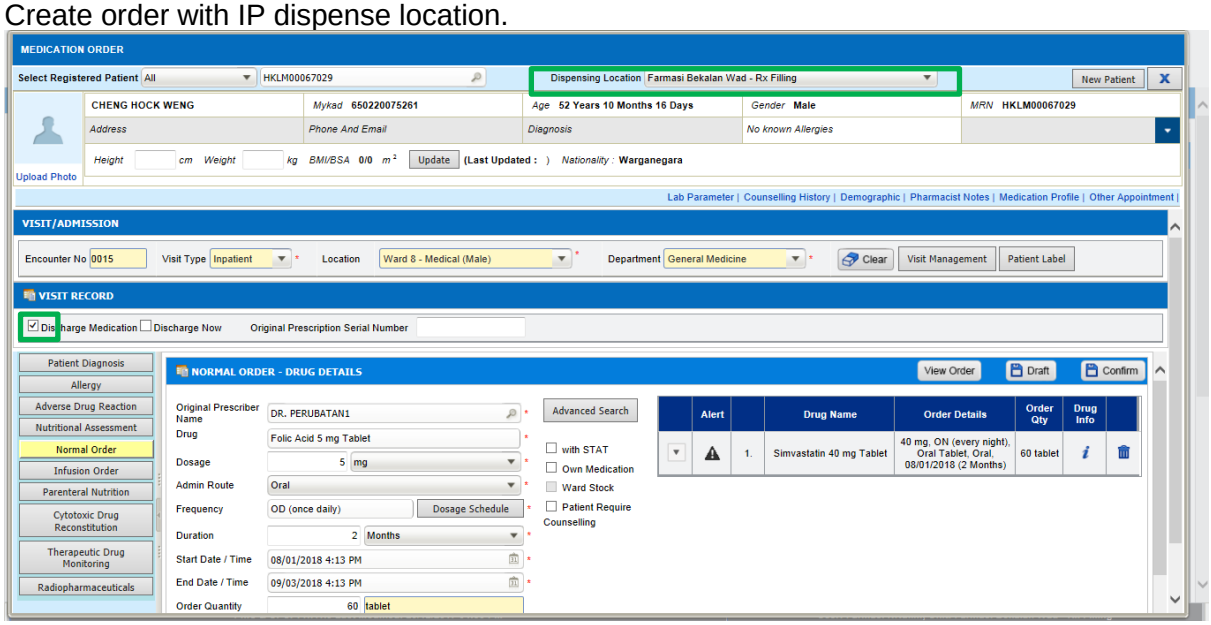

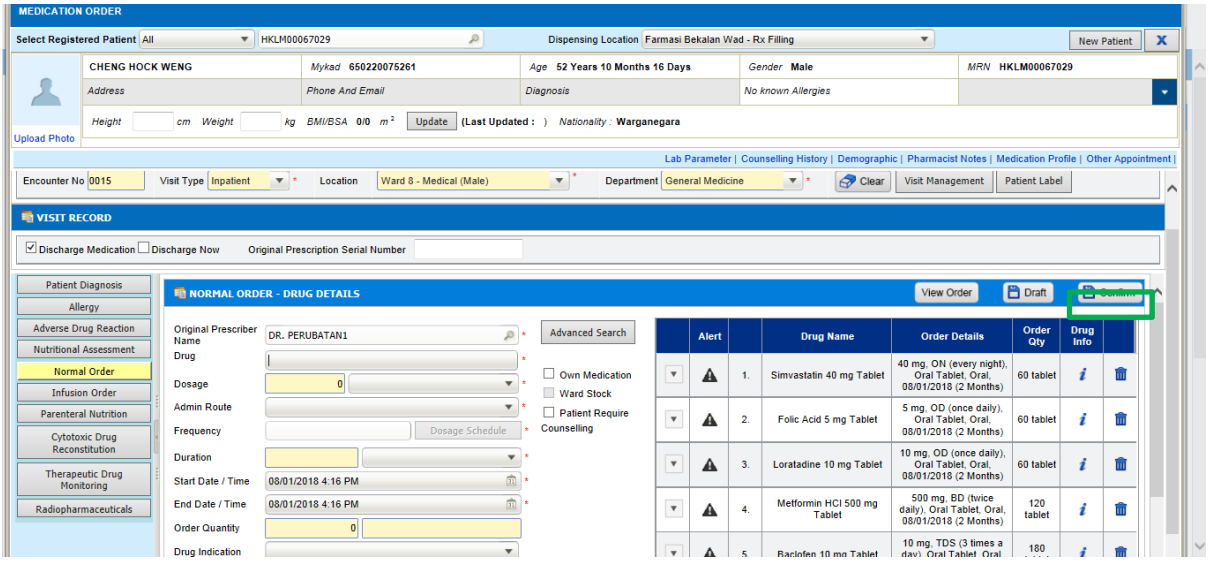

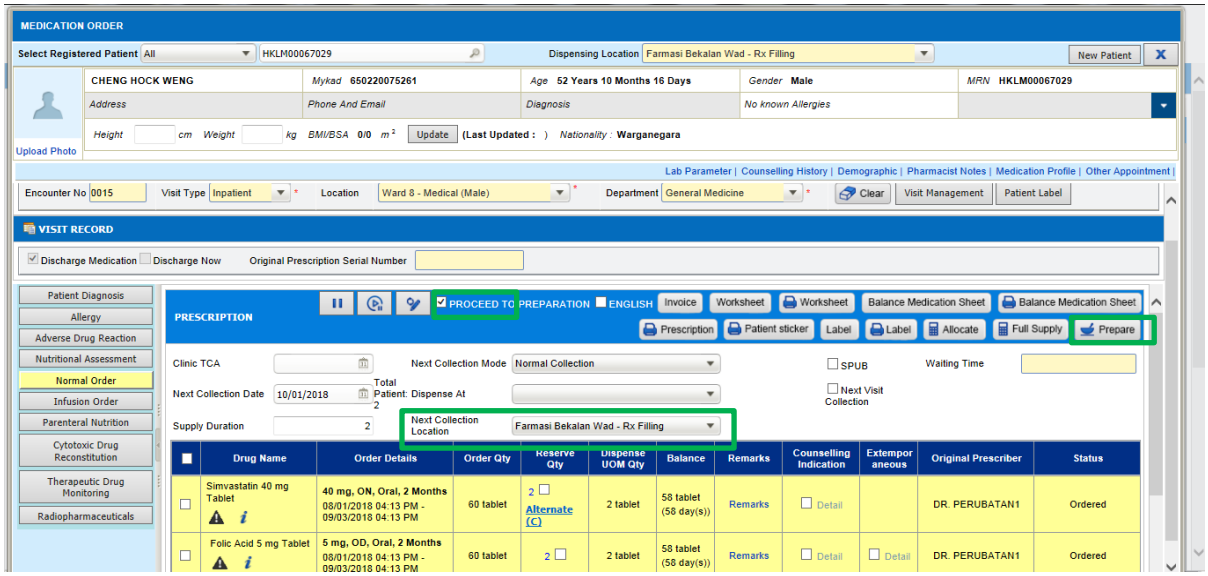

Change Next Collection Location from IP dispense location to OP dispense location and prepare.

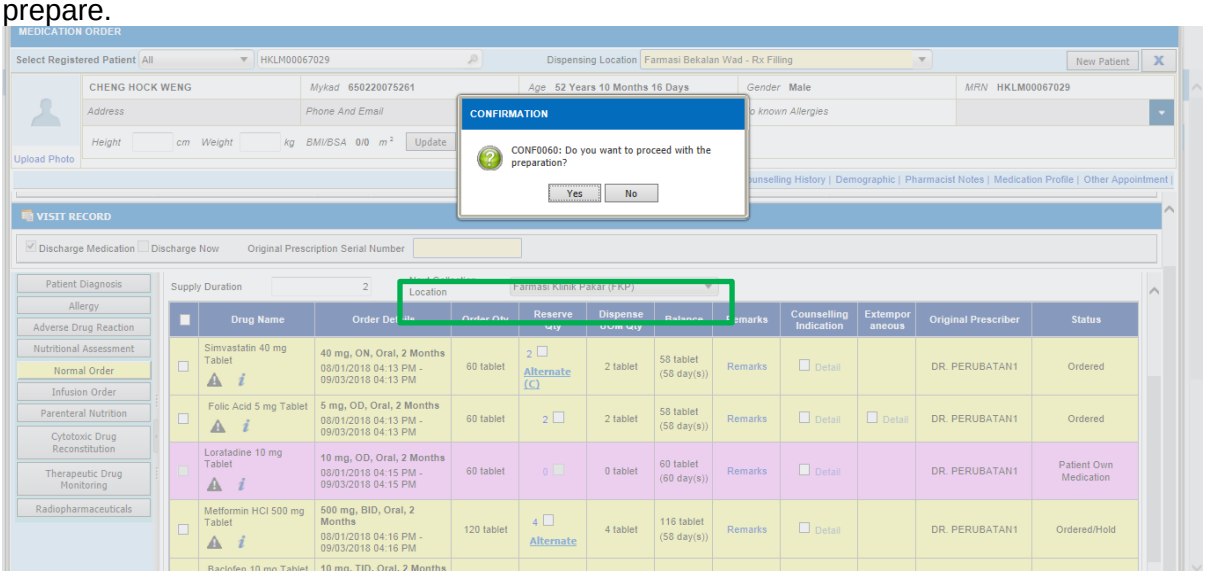

Open Rx at IP dispensing.

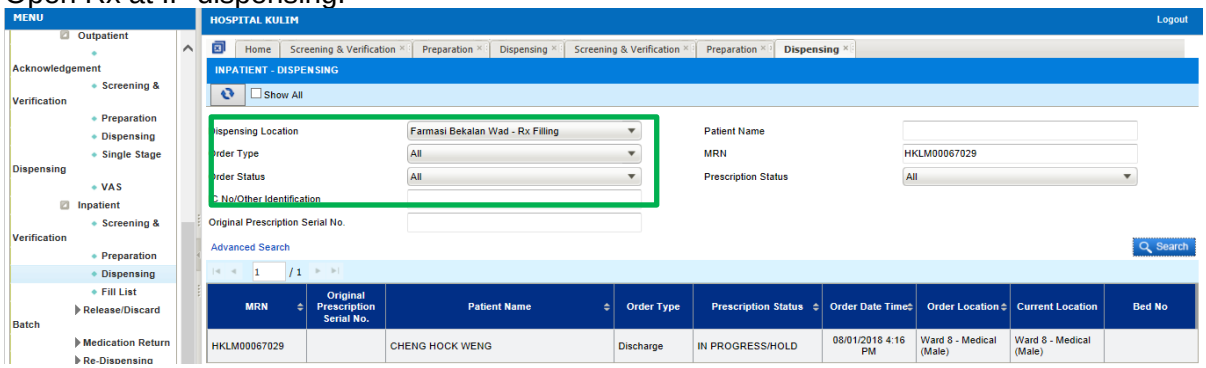

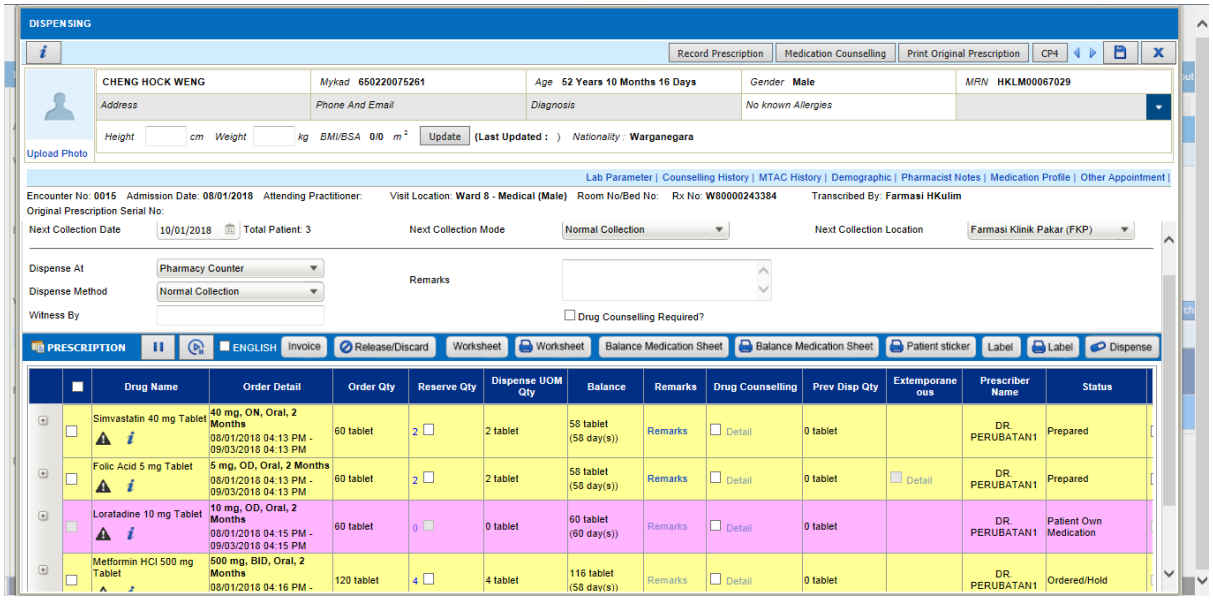

Before dispense change again Next Collection Location to others OP dispensing location.

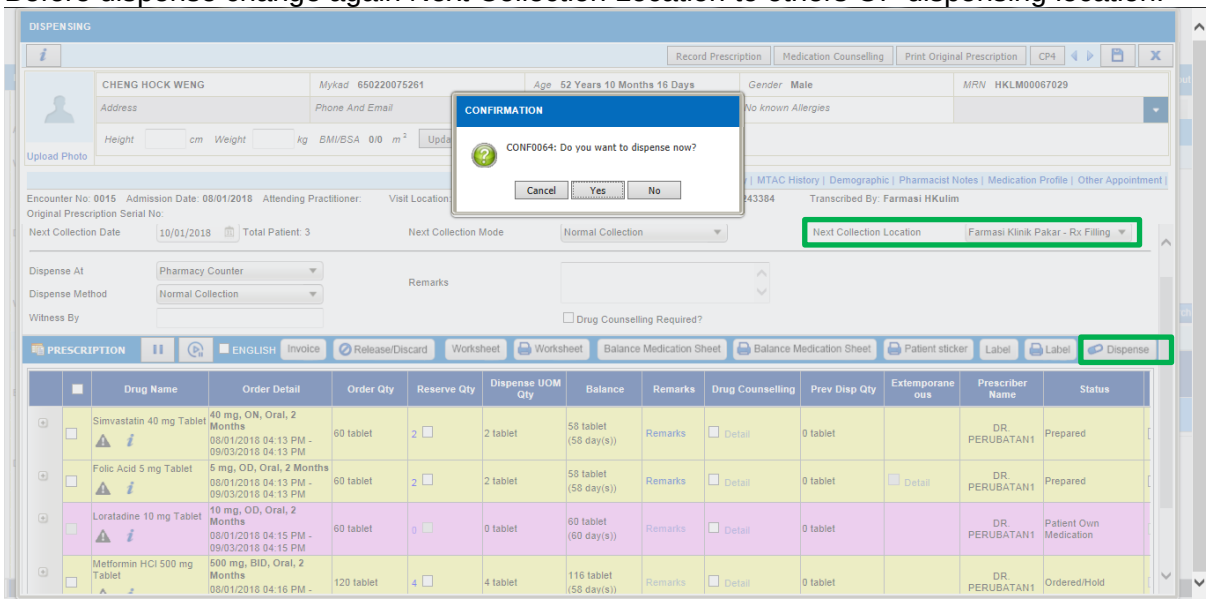

Dispense location for that Rx successfully changed.

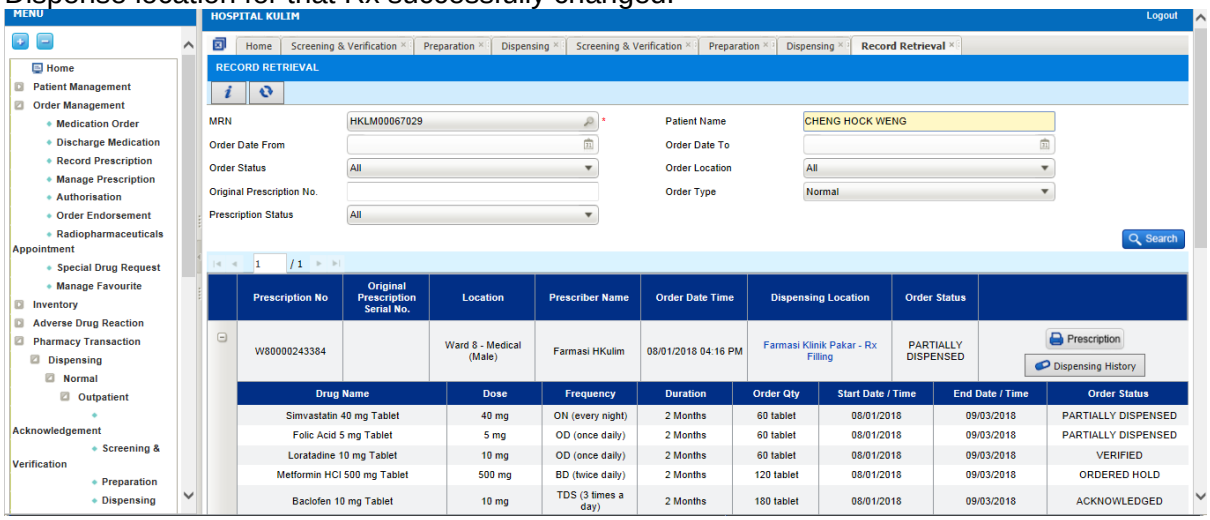

Open Rx at OP screening.

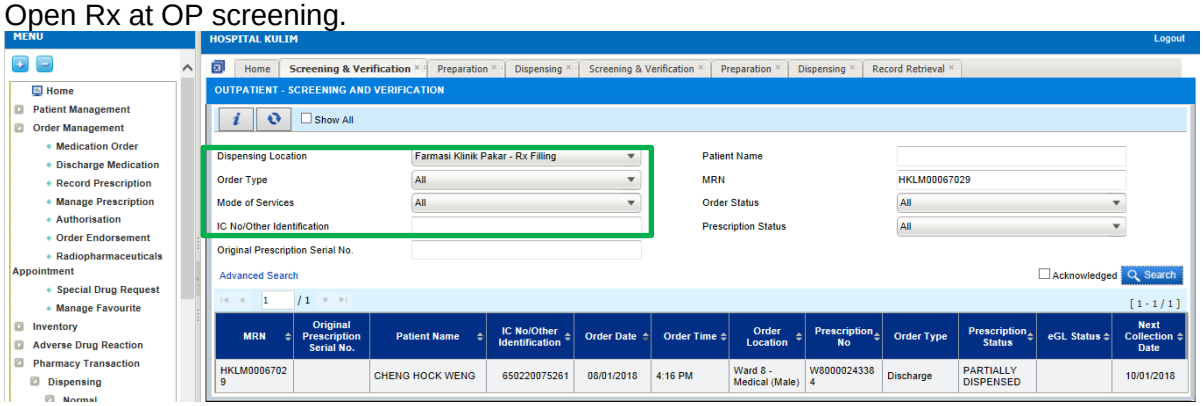

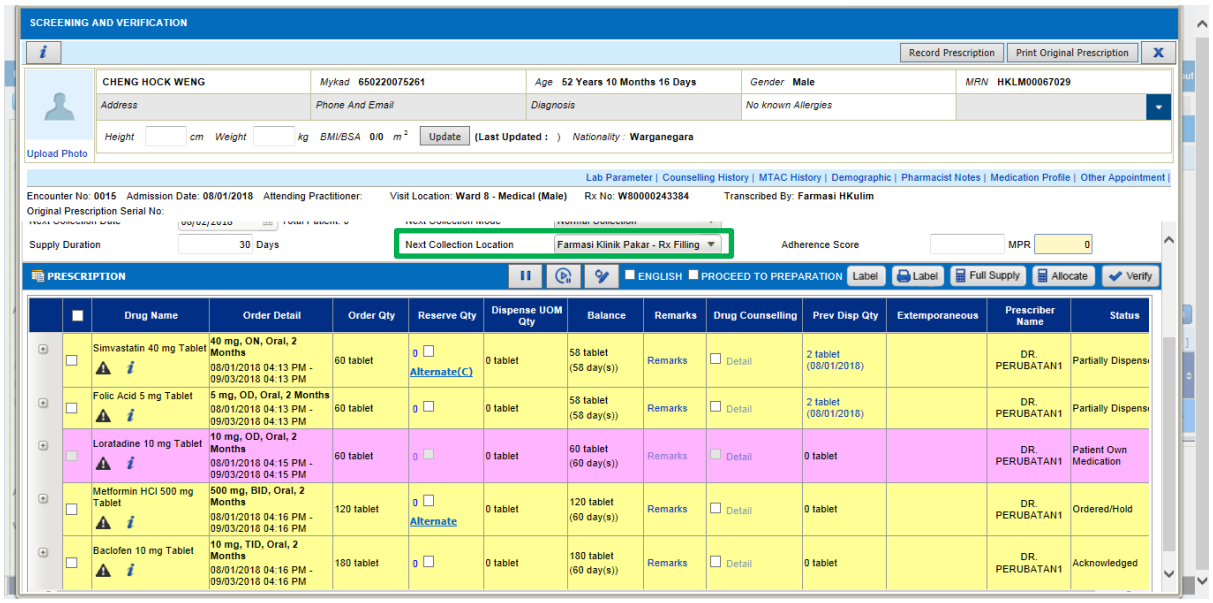

Change Next Collection Location to from OP dispensing location to IP dispensing location and verify.

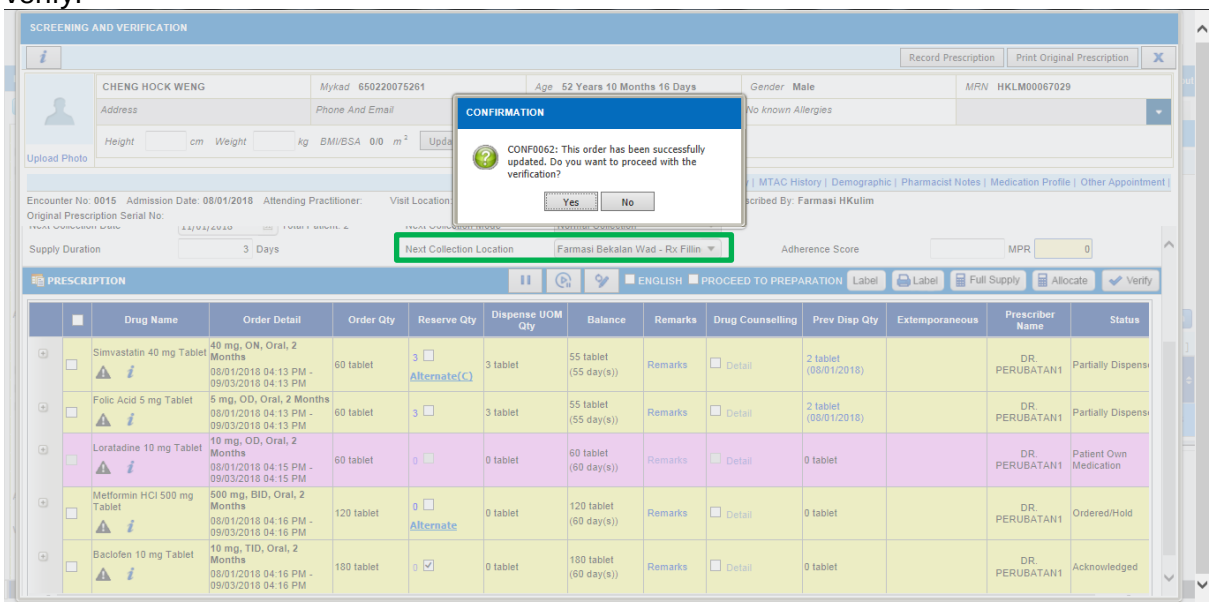

Open Rx at OP preparation.

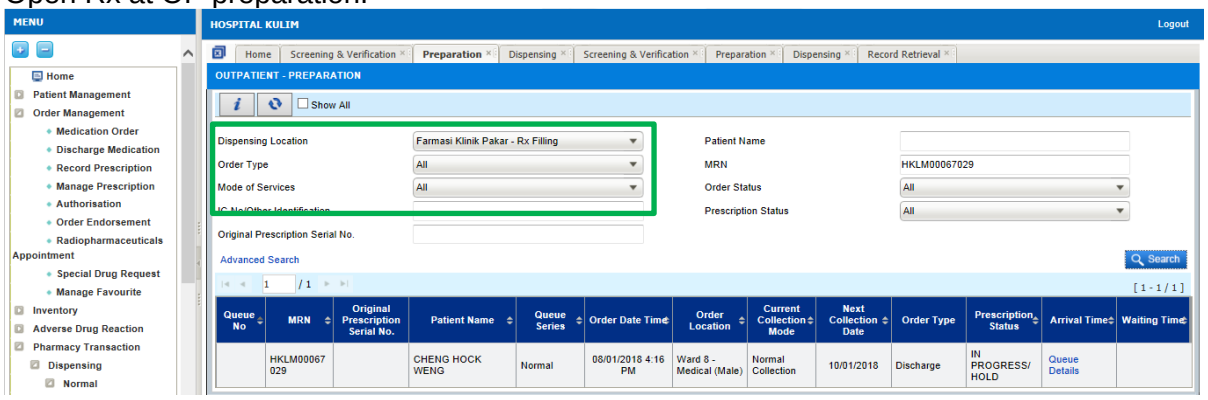

Prepare Rx.

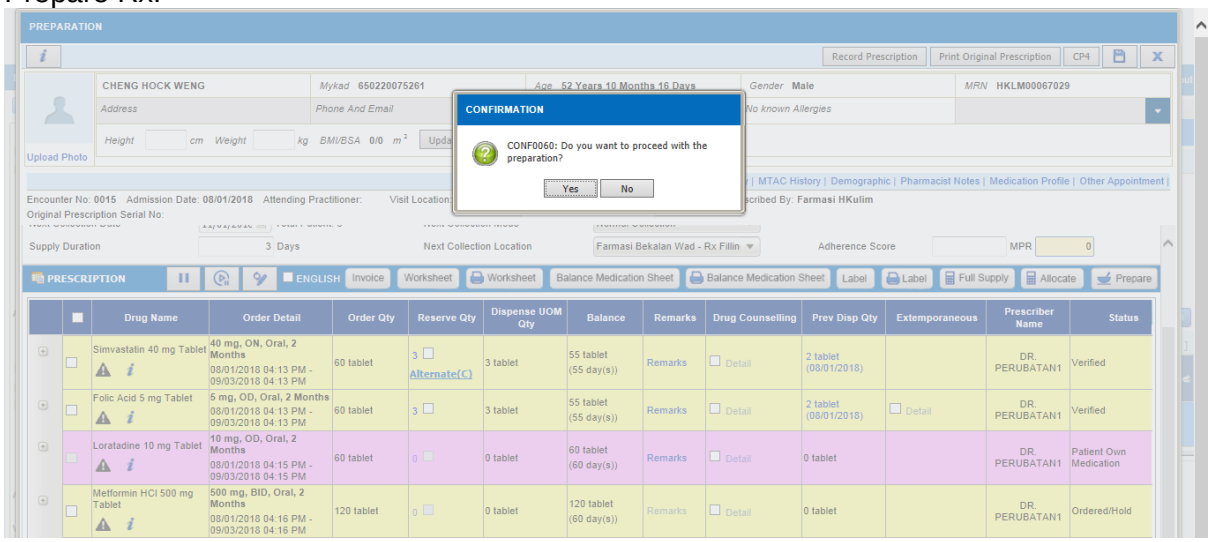

Open Rx at OP dispensing.

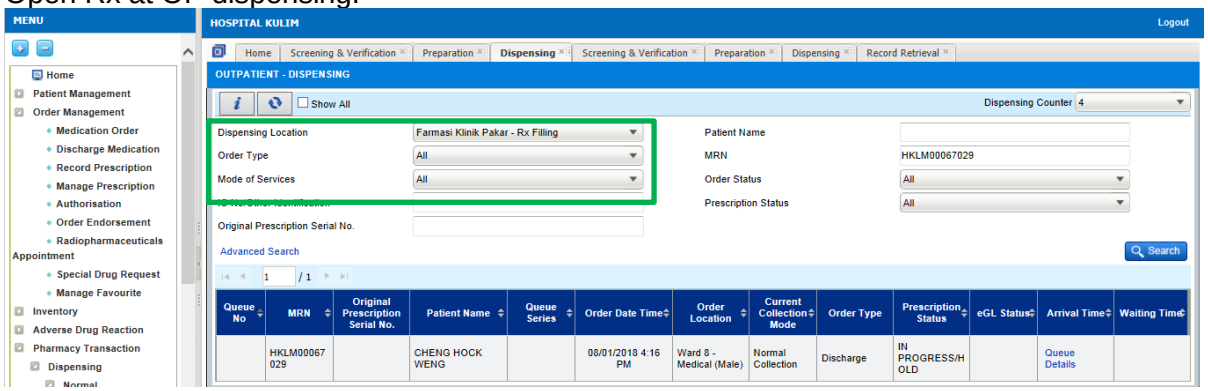

Dispense Rx with Next Collection Location selected to IP dispensing location.

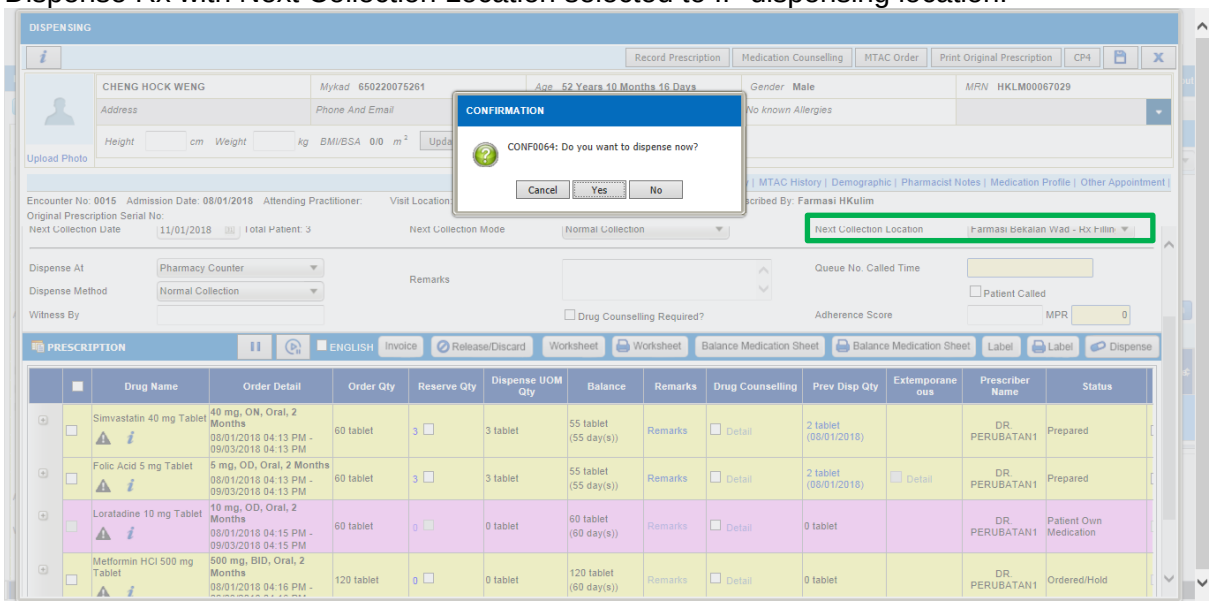

Dispensing location successful changed.

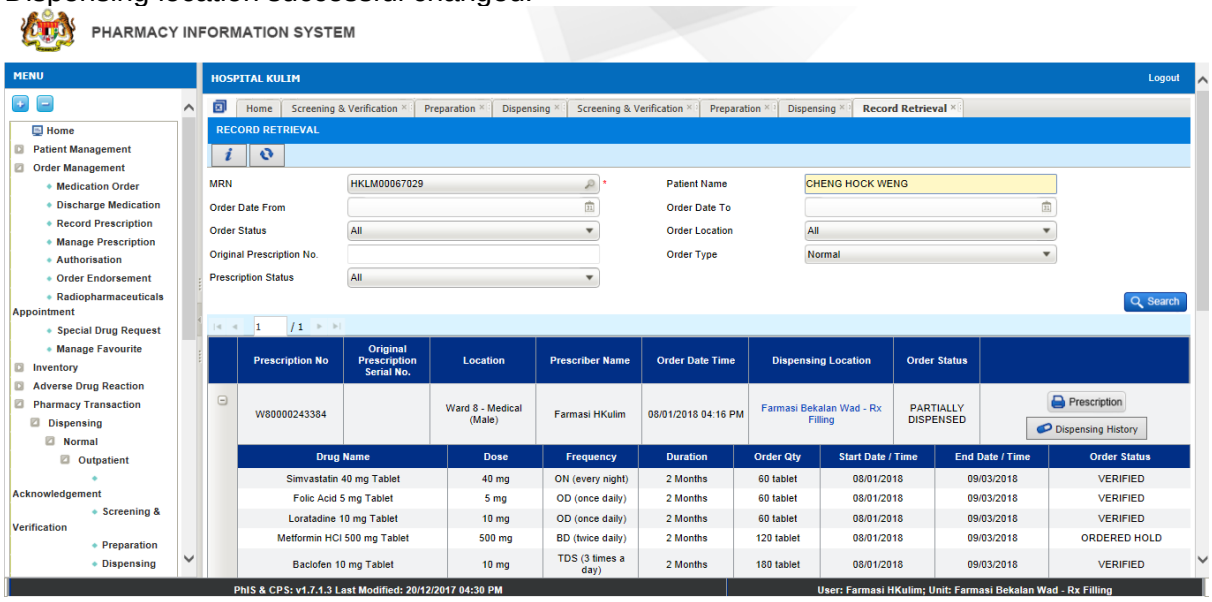

Rx able to found at IP screening due there is drug with ordered/hold status.

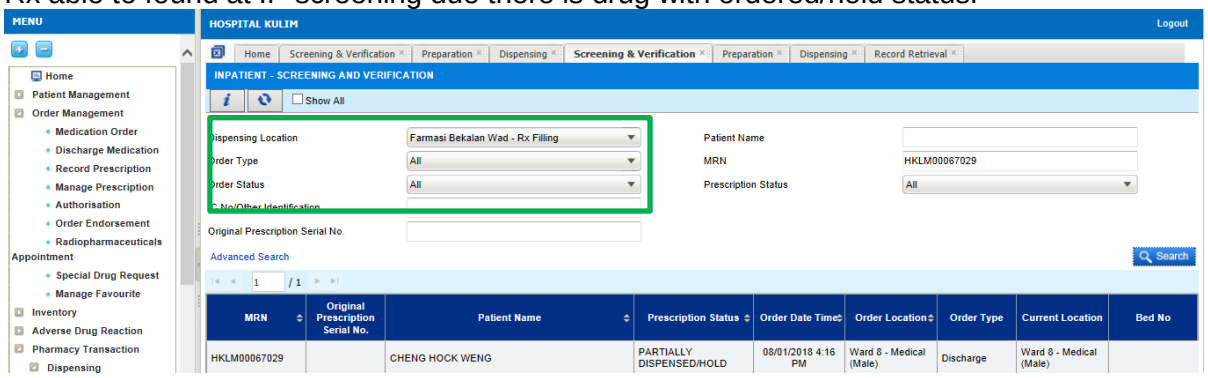

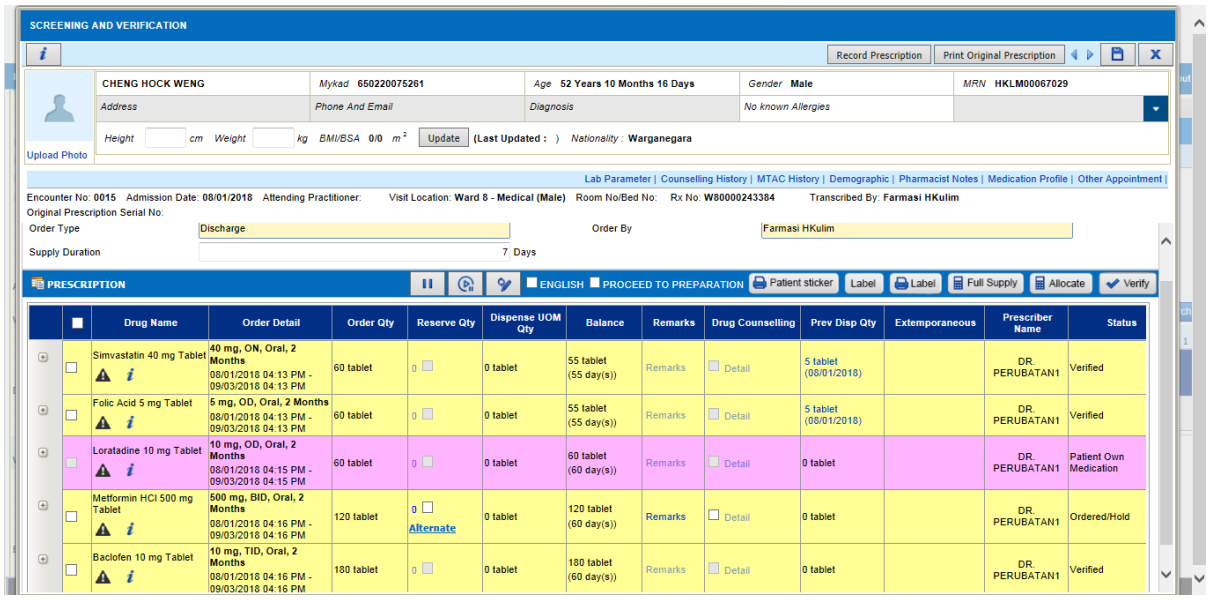

Open Rx at IP preparation.

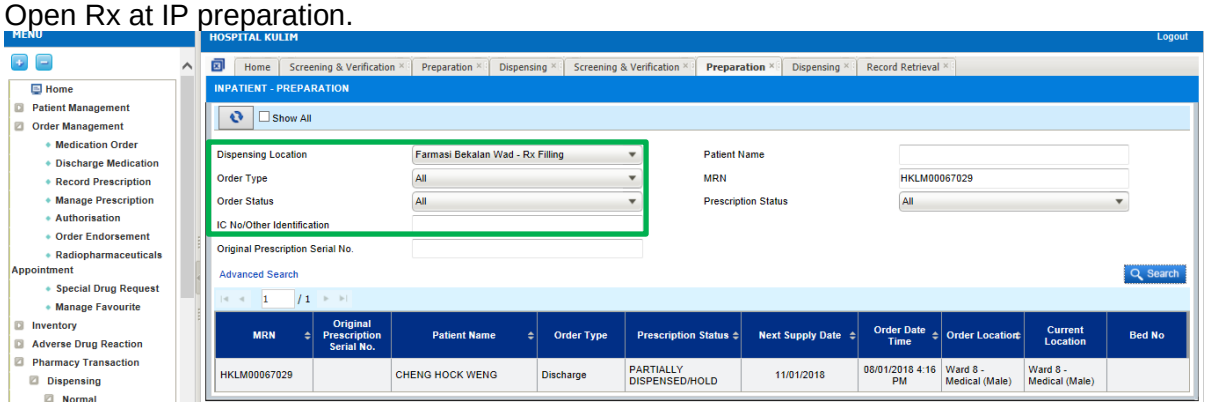

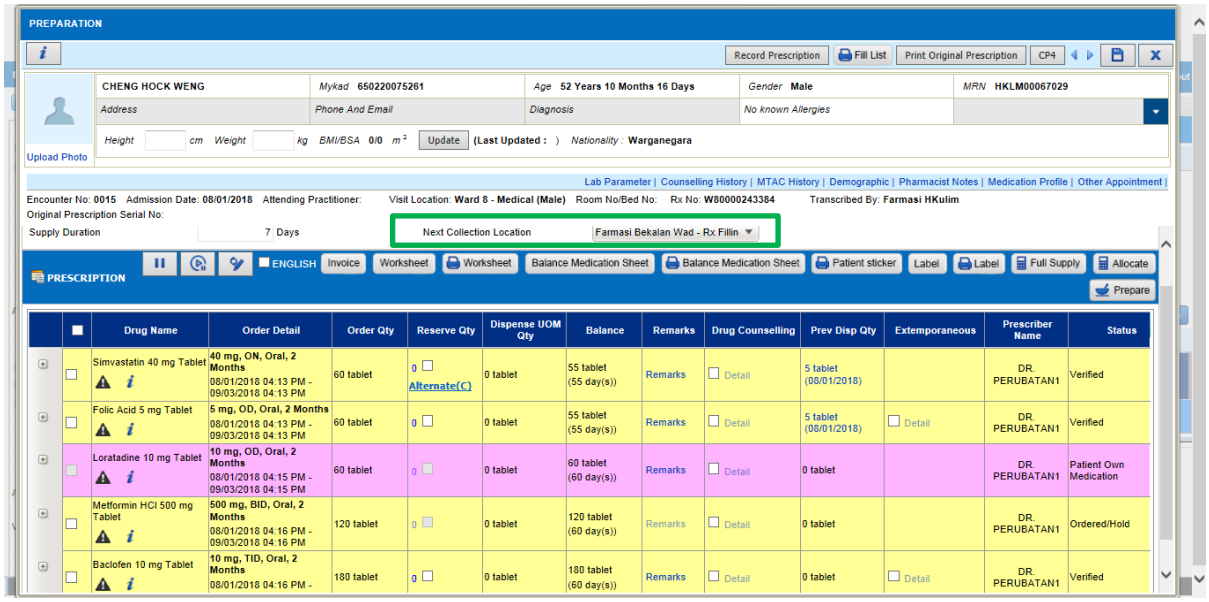

Change Next Collection Location to OP dispensing location and prepare.

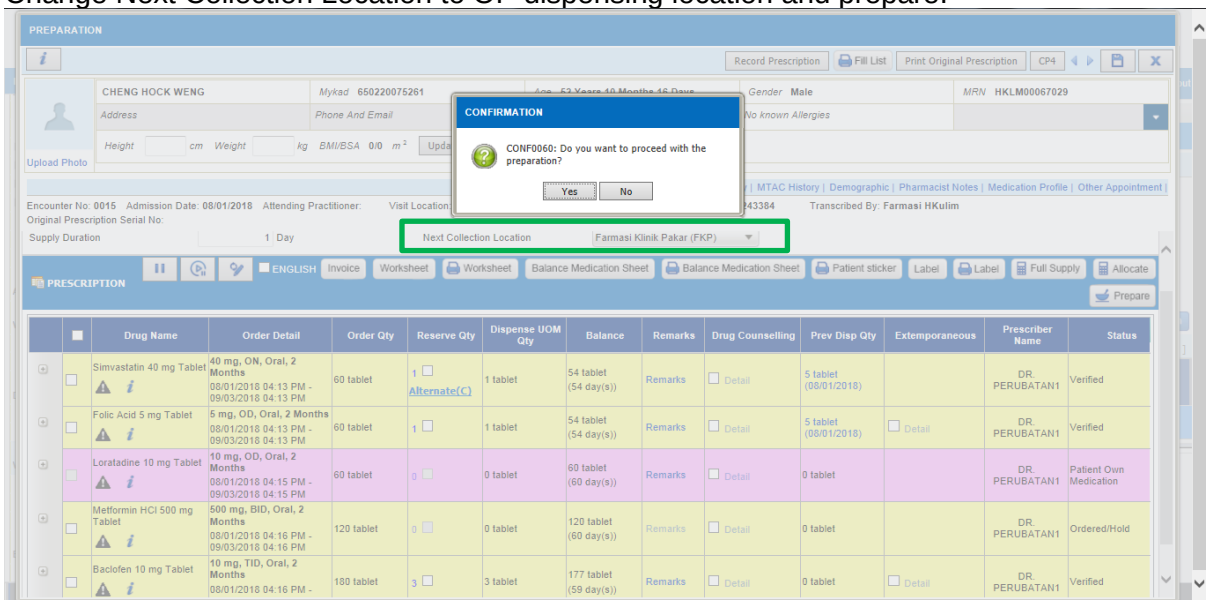

Open Rx at IP dispensing.

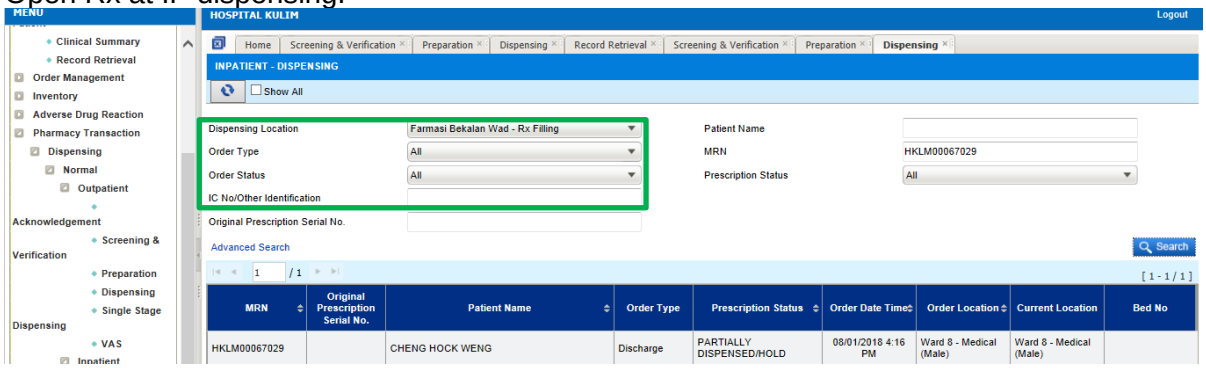

Next Collection Location correctly displayed location selected during prepare.

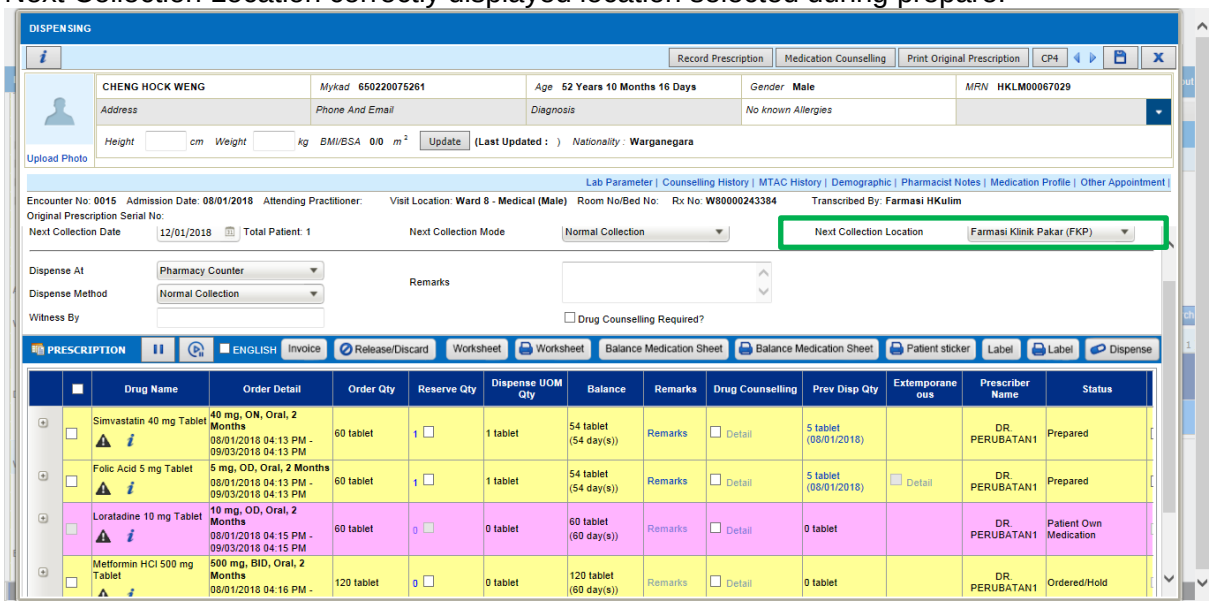

4.2 Pharmacy Inventory

CR No	Module	Function	Description
R180002	Outpatient Pharmacy	(1.7.1.3) Preparation - Missing RX - Discharge medication - Dispense IP then to OP	Functional Refinement. The function at 'Next Collection Location' only cover to reroute record location but not full flows of rerouting process. Further improvement was proposed to handle full flow of rerouting process if user change the next location to other location. Need to consider ward stock as well.

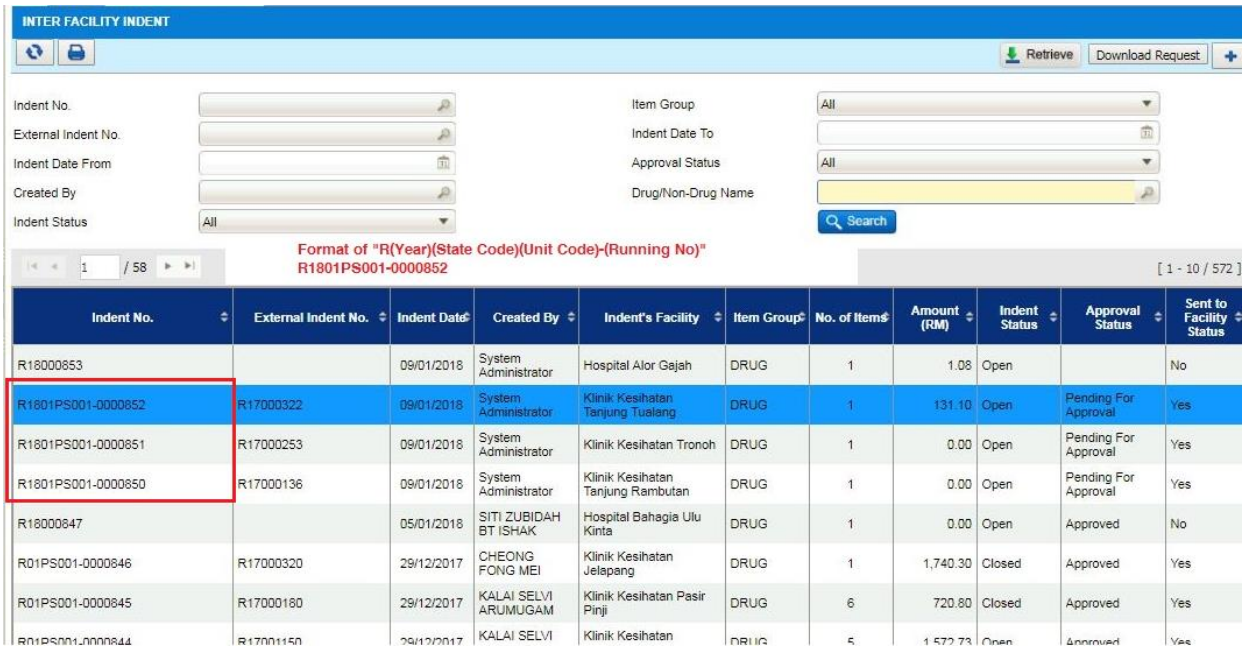

5 Deployment - Procedures

5.1 List of Items to be Deployed

No.	Items	Components	Path
1	Facility Script	1. PatchScripts_PhIS_V1.7.1.1_2.txt 2. PatchScripts_PhIS_V1.7.1.1_Functions.txt	https://10.1.1.82:44330/svn/Workspace_Dataware/31_Implementation/Applications/PhIS_ReleaseV1.7.1.3/facility/scripts
2	Facility Application	iphis_v1.7.1.3.war	https://10.1.1.82:44330/svn/Workspace_Dataware/31_Implementation/Applications/PhIS_ReleaseV1.7.1.3/facility/war
3	Facility Application	PhISSchedulers_v.1.7.1.3.jar	https://10.1.1.82:44330/svn/Workspace_Dataware/31_Implementation/Applications/PhIS_ReleaseV1.7.1.3/facility/jar
4	Facility Application	PhISServices_v.1.7.1.3.war	https://10.1.1.82:44330/svn/Workspace_Dataware/31_Implementation/Applications/PhIS_ReleaseV1.7.1.3/facility/war
5	Facility Application	Mims_v1.7.jar	https://10.1.1.82:44330/svn/Workspace_Dataware/31_Implementation/Applications/PhIS_ReleaseV1.7.1/MIMS
6	Facility Application	smrpextpush_v1.7.1.1.jar	https://10.1.1.82:44330/svn/Workspace_Dataware/31_Implementation/Applications/PhIS_ReleaseV1.7.1.3/facility/jar
7	HQ Script	PatchScripts_IWP_v1.7.1.3.txt	https://10.1.1.82:44330/svn/Workspace_Dataware/31_Implementation/Applications/PhIS_ReleaseV1.7.1.3/iwp/scripts
8	HQ Application	phishq_v1.7.1.3.war	https://10.1.1.82:44330/svn/Workspace_Dataware/31_Implementation/Applications/PhIS_ReleaseV1.7.1.3/iwp/war
9	HQ Application	masterRelease_V1.7.1.3.jar	https://10.1.1.82:44330/svn/Workspace_Dataware/31_Implementation/Applications/PhIS_ReleaseV1.7.1.3/iwp/jar

5.2 Backup Procedure before Deploy

5.2.1 Backup Procedure

Using backup tool, backup the following files and folder and database as per table below;

No.	Type	Backup Item	Description
1	Application	/home/phisesb /opt/phisesb /usr/share/fonts/truetype	PhIS Integration Application PhIS Core Application Fonts required by PhIS
2	Database	phisprod database	PhIS Live database

5.3 Deployment/Installation Guidelines

5.3.1 Deployment at Facility

Below table is described the deployment steps at Facility:

Step	Items	File Name	Source Path	Action
1	Facility Script	1. PatchScripts_PhIS_V1.7.1.1_2.txt 2. PatchScripts_PhIS_V1.7.1.1_Functions.txt	https://10.1.1.82:44330/svn/Workspace_Dataware/31_Implementation/Applications/PhIS_ReleaseV1.7.1.3/facility/scripts	Please ensure all the script is execute before iphis.war deploy. Please ensure the script is executed in sequence. Script files highlight and execute
2	Facility Application	iphis_v1.7.1.3.war	https://10.1.1.82:44330/svn/Workspace_Dataware/31_Implementation/Applications/PhIS_ReleaseV1.7.1.3/facility/war	Please rename the war file from iphis_v1.7.1.3.war to iphis.war then deploy.
3	Facility Application	PhISSchedulers_v.1.7.1.3.jar	https://10.1.1.82:44330/svn/Workspace_Dataware/31_Implementation/Applications/PhIS_ReleaseV1.7.1.3/facility/jar	Backup jar file from /home/phisesb/phisjars/ and copy downloaded jar and rename to PhISSchedulers.jar.
4	Facility Application	PhISServices_v.1.7.1.3.war	https://10.1.1.82:44330/svn/Workspace_Dataware/31_Implementation/Applications/PhIS_ReleaseV1.7.1.3/facility/war	Please rename the war file from PhISService_v.1.7.1.3.war to PhISService.war then deploy.
5	Facility Application	Mims_v1.7.jar	https://10.1.1.82:44330/svn/Workspace_Dataware/31_Implementation/Applications/PhIS_ReleaseV1.7.1/MIMS	Backup mims.jar from /home/phisesb/MIMS/ and copy mims_v1.7.jar to /home/phisesb/MIMS/ and rename file from mims_v1.6.jar to mims.jar.
6	Facility Application	smrpextpush_v1.7.1.1.jar	https://10.1.1.82:44330/svn/Workspace_Dataware/31_Implementation/Applications/PhIS_ReleaseV1.7.1.3/facility/jar	Please follow the document for SMRP installation.

5.3.2 Deployment at HQ - IWP

Below table is described the deployment steps at HQ - IWP:

Step	Items	File Name	Source Path	Action
1	HQ Script	PatchScripts_IWP_v1.7.1.3.txt	https://10.1.1.82:44330/svn/Workspace_Dataware/31_Implementation/Applications/PhIS_ReleaseV1.7.1.3/iwp/scripts	Execute as Script
2	HQ Application	phishq_v1.7.1.3.war	https://10.1.1.82:44330/svn/Workspace_Dataware/31_Implementation/Applications/PhIS_ReleaseV1.7.1.3/iwp/war	Rename the war file from phishq_v1.7.1.3.war to phishq.war then Deploy using Glassfish Administration Console
3	HQ Application	phishq_v1.7.1.3.jar	https://10.1.1.82:44330/svn/Workspace_Dataware/31_Implementation/Applications/PhIS_ReleaseV1.7.1.3/iwp/jar	Backup jar file from /home/phisesb/phisjars/ and copy downloaded jar and rename to masterRelease.jar