Pharmacy Information System (PhIS)
and
Clinic Pharmacy System (CPS)

Release Note

For version 2.6.2.2

Version	**: 1.0**
Document ID	**: PhIS_CPS/ReleaseNote/Refinement/26052023**

© 2011-2023 Pharmaniaga Logistics Sdn Bhd (PLSB)

CONFIDENTIAL COPYRIGHTED MATERIAL – *The information includes all concepts, comments, recommendations, and material, contained herein shall remain the property of Pharmaniaga Logistics Sdn Bhd (PLSB). No portion of this document shall be disclosed, duplicated or used in whole or in part of any purpose other than the purpose of the Pharmacy Information System & Clinic Pharmacy System (PhIS& CPS) Project execution only.*

Revision History

Version No	Date of Release	Prepared by	Reviewed / Verified by	List of changes from Previous Version
1.0	26/05/2023	Mohd Hilmi Mohamad	Zainura Said	First Version

Verified and Acknowledged by:

Name	Role/Designation	Organization	Signature & Date
Zainura Said	Team Leader	Pharmaniaga Logistics Sdn Bhd	
Hoh Choon Seng	Project Manager	Pharmaniaga Logistics Sdn Bhd	

Name	Role/Designation	Organization	Signature &Date
		Program Perkhidmatan Farmasi (PPF), KKM	
		Bahagian Pengurusan Maklumat (BPM), KKM	

Peer Review

Version No	Reviewed / Verified by	List Of Changes from Previous Version
1.0	Juridah (QA)	Initial document

TABLE OF CONTENT

1 INTRODUCTION 1

1.1 PROJECT INFORMATION 1
1.2 OBJECTIVES 1

2 PURPOSE 2

3 SUMMARY – REFINEMENT AND DEFECT LIST 3

3.1 REFINEMENT LIST 3
3.2 RESOLVED DEFECT LIST 5

4 REFINEMENT LIST – DETAIL CHANGES 11

4.1 PREPACKING – PREPACKING ITEM CODE 11

5 DEPLOYMENT - PROCEDURES 14

5.1 LIST OF ITEMS TO BE DEPLOYED 14
5.2 BACKUP PROCEDURE BEFORE DEPLOY 15
5.2.1 Backup Procedure 15
5.3 DEPLOYMENT/INSTALLATION GUIDELINES 15
5.3.1 Deployment at Facility 15
5.3.2 Deployment at HQ - IWP 17

1 Introduction

1.1 Project Information

Project ID	:	PhIS and CPS
Project Name	:	Pharmacy Information System and Clinic Pharmacy System
Version No	:	2.6.2.2
Client Name	:	Ministry of Health
Release ID	:	RL23/010
Release Date	:	26/05/2023

1.2 Objectives

No.	Objective	Reference
1.	Release PhIS & CPS Application to Facility	Refer Section 3 – Refinement and Defect list

2 Purpose

The purpose of the document is to update the end-user of the changes and defects have been resolved to be included in the new version of application and will be deployed to production server.

This document outlines the list of request and issue to be delivered in the newer version of application and also the guidelines on how to deploy the new version of application in production.

3 Summary – Refinement and Defect List

3.1 Refinement List

The following are the refinement that included in PhIS v2.6.2.2:

No	CR No	Module	Function	Description	Ticket No	Facility	Reference
1.	R220121	Pharmacy Inventory	Prepacking Item Code - New Format	1. When create on new prepacking item, new item code will be auto generated based on below format: New format = ***Drug Code*** + **-** + ***P00*** • Drug Code = Drug Code (maximum 16 chars) • P = Prefix for Prepacking • 00 = 2 integer running number for same drug code Example: *D05AA00946G5002a-P01*; *D05AA00946G5002a-P02; D05AA00946G5002c-P01* 2. System will validate and display and alert if combination of existing item (Item description + Conversion Factor) already exists during save record (Including prepacking item with status=Inactive). Display the item code for selected combination in the alert message for user reference. *INFOXX: Prepacking item for the selected 'Item Description' and 'Conversion Factor' already exists! Please refer to Item code: N02BE01000T1001-10.* 3. User is allowed to proceed if	220009505E	Program Perkhidmatan Farmasi, KKM	Refer to #4.1

No	CR No	Module	Function	Description	Ticket No	Facility	Reference
				combination of selected Item Description and conversion factor is not existed in the prepacking item list (Including prepacking item with status=Inactive)			

3.2 Resolved Defect List

The following are the summary of resolved issue list that included in PhIS and CPS version 2.6.2.2.

No	Ticket No	Facility	Module	Reported Date	Title	Description	Root Cause/Analysis	Resolved Date
1.	I-PhIS095385823APP	Klinik Kesihatan Tawau (A)	Patient Management	18/5/2023	Medication Profile – Missing Prescription	I am Radin Fadzil from Klinik Kesihatan Tawau (Mobile: 013590XXXX). My clinic is a PhIS full-based facility which has integration with TPC-OHCIS application and currently using PhIS V2.6.2.1. INCIDENT/ENQUIRY DESCRIPTION: Previous medication under Medication profile for the patient below is not displaying one prescription dated 17/01/2023 but it is available on record retrieval. PATIENT DETAILS: PHIS INFO NAME: AHSIAH BINTI TOLOH ID: 60053012XXXX MRN: 10549549 RX # & DATE: OUTPATIENT0000103201 (17/01/2023)	Midnight job scheduler was failed to generate data into summary table if original prescriber value is null.	22/05/2023
2.	I-PhIS083665822APP	Hospital Seri Manjung (A)	Patient Management	26/10/2022	Patient Visit - Visit Created Date & Time	Email: Kemusykilan Encounter number dalam PhIS	Previously Visit Created Date/Time value was auto populated based on	24/05/2023

No	Ticket No	Facility	Module	Reported Date	Title	Description	Root Cause/Analysis	Resolved Date
					during new visit creation only	Saya menyemak data yang tidak ada di dalam integrasi SMRP-PhIS. Saya menjumpai 2 rekod yang mempunyai no. RN yang sama iaitu HSM20012022PD0001: 73032608XXXX - CHONG CHOON FONG dan 60062202XXXX - SALMAH BINTI ABU SEMAN Tarikh admission: 20.01.2022. Hanya data CHONG CHOON FONG sahaja yang masuk dalam SMRP. Mohon pencerahan dan pembetulan untuk masalah ini.	current date and time in Visit Management screen and this has increased probability for system to wrongly generate duplicate visit number for same day during midnight time	
3.	I-PhIS095587523APP	Klinik Kesihatan Greentown (A)	Order Management	22/05/2023	Medication Order - Unable to renew popup error message - Re-Order Rx with Different Duration	Received email from user as below: There is a pop up error message appearing on one of the comps (PCD-036) in the NCD clinic (blk 2). Kindly send a SIT to check asap. Thank you.	System was unable to retrieve order details value from backend database for each inactive drug after clicking on OK button at alert message	24/05/2023
4.	I-PhIS088151523APP	Hospital Raja Permaisuri Bainun (A)	Order Management	11/01/2023	Authorisation - Unable to authorise - Prescriber Category	User inquiry for setting prescriber at user profile. User request to know difference between Prescriber Category - Consultant/Specialist & Consultant/Specialist/Family Physician Specialist. Informed by user there was ID that unable to see order, ID category is Consultant/Specialist , user try to change to Consultant/Specialist/Family	Previously there was no checking on the hierarchy of the drug category against prescriber category in the authorization screen.	22/05/2023

No	Ticket No	Facility	Module	Reported Date	Title	Description	Root Cause/Analysis	Resolved Date
						Physician Specialist and Dr able to see the order.		
5.	I-PhIS081180122APP	Klinik Kesihatan Jalan Merbau (A)	Outpatient Pharmacy	06/09/2022	Item Movement - Dispense with 0 quantity but movement created	Pn Nameera reported, at item movement, appear transaction not dispensed by user. Example user dispenses with zero quantity but in item movement appear like user dispense with quantity. Example only: MRN: KKE13012800082239 Patient name: Nur Izati binti Johari Item: N03AE01000T1001XX.03 Transaction number: NM_dispensing Date: 02/09/2022 Unit: OPD pharmacy	Issue with the SQL function during deallocation. When the drug had been allocated and 'Not to dispense' checkbox is selected, dispense batches and lock quantity were not properly released and this has caused movement record is created even no quantity had been dispensed to patient	16/05/2023
6.	I-PhIS094938423APP	Klinik Kesihatan Tawau (A)	Outpatient Pharmacy	10/05/2023	Screening & Verification - Incorrect Supply Duration date from & to & end date blank in Dispense Drug Details	Received email from En.Radin:- DEAR PHIS HELP DESK TEAM, V2.6.2 FULL BASED WITH TPC-OHCIS INTEGRATION NAME: HO KIEN KEE MYKAD: 47062571XXXX MRN: 7972892 RX NO.: OUTPATIENT0000118123	Supply start date and supply end date were wrongly calculated and stored during multiple dispensing and causing system to have null value for supply end date	25/05/2023

No	Ticket No	Facility	Module	Reported Date	Title	Description	Root Cause/Analysis	Resolved Date
						2. SUPPLY DURATION NOT CORRECT ON RESERVE QUANTITY 20 DAY 16/05/2023 - 05/06/2023 CALCIUM LACTATE 300MG ORDER QUANTITY: 150 TAB DISPENSING DETAIL: DISPENSED DATE - DURATION OF SUPPLY - [START DATE - END DATE] - BALANCE (DAYS) 17/03/2023 - 30 DAYS - [17/03/2023 - 16/04/2023] - 120 DAYS 31/03/2023 - 30 DAYS - [16/04/2023 - 16/05/2023] - 90 DAYS 06/04/2023 - 40 DAYS - [16/05/2023 - 25/06/2023] - 50 DAYS 14/04/2023 - 30 DAYS - [25/06/2023 - 25/07/2023] - 20 DAYS		
7.	I-PhIS077364022APP	Hospital Miri (A)	Outpatient Pharmacy	15/06/2022	Screening & Verification - Error contact admin popup – Null Balance Quantity	Ms Stephanie reported for RN 312624, we wanted to change the duration of this Rx. However, once we click the edit button, the error pops up. Pls fix it asap for us to proceed with this Rx.	Previously there was no checking is applied in code if Balance Quantity value is empty in database. System is improvised by adding additional checking to store new balance quantity value based on balance quantity calculation if system identifies that balance quantity is empty in database	14/04/2023

No	Ticket No	Facility	Module	Reported Date	Title	Description	Root Cause/Analysis	Resolved Date
8.	I-PhIS089208923APP	Hospital Sultanah Nora Ismail (A)	Inpatient Pharmacy	30/01/2023	Single Stage IP - Extemporaneous appear Error when click on Hyperlink	User reported unable to proceed with extemporaneous preparation during transcribing. Appear message "An error has occurred. please contact system admin". This issue will keep happened. user using Single stage dispensing. User had created 1 transaction testing for further checking: IC: 88080811XXXX Patient: Test	Incorrect validation was applied in Location Setup screen whereby user can set 'Dispensing Flow' as 'Single Stage Dispensing' for Dispense Location = Inpatient. Suppose 'Dispensing Flow' can only be set as 'Multi Stage Dispensing' if Dispense Location = Inpatient	11/04/2023
9.	I-PhIS095064323APP	Hospital Miri (A)	Inpatient Pharmacy	12/05/2023	Drug Label - Drug details blank and appear error contact admin - Alternate	Received email from En.Lau Yok Hie: Pihak kami mendapati label untuk Cefuroxime 1.5gm Injection tidak dapat dijanakan. MRN: HMIRI00135932 Name: NUR ALYYA BINTI HALFI @ HALPI	System was not correctly handling the conversion method for decimal dose value during alternate drug calculation	22/05/2023
10.	I-PhIS093825023APP	Bahagian Perkhidmatan Farmasi (HQ)	Special Approve Medicine	20/04/2023	IWP - Special Approval Medicine: - Maklumat Pakar Yang Memohon (C) display as Pharmacist Name	Email from user, Merujuk kepada modul Special Approval Medicine (SAM), terdapat kesilapan pada bahagian MAKLUMAT PAKAR YANG MEMOHON (m/s 1) dan Nama Pemohon, Jawatan (m/s 3) dalam PDF permohonan yang dijana dari PhIS untuk semua permohonan kategori B dan C. Contoh kesilapan tersebut boleh merujuk lampiran di bawah.	'Maklumat Pakar yang Memohon' value in SAM form was wrongly shown as pharmacist name value instead of specialist name when Request By = Batch	12/05/2023

No	Ticket No	Facility	Module	Reported Date	Title	Description	Root Cause/Analysis	Resolved Date
						Harap tuan/puan boleh membantu untuk menyemak dan membetulkan masalah ini.		

4 Refinement List – Detail Changes

4.1 Prepacking – Prepacking Item Code

CR No	Module	Function	Description
R220121	Pharmacy Inventory	Prepacking Item Code - New Format	1. When create on new prepacking item, new item code will be auto generated based on below format: New format = ***Drug Code*** + - + ***P00*** • Drug Code = Drug Code (maximum 16 chars) • P = Prefix for Prepacking • 00 = 2 integer running number for same drug code Example: *D05AA00946G5002a-P01*; *D05AA00946G5002a-P02; D05AA00946G5002c-P01* 2. System will validate and display and alert if combination of existing item (Item description + Conversion Factor) already exists during save record (Including prepacking item with status=Inactive). Display the item code for selected combination in the alert message for user reference. *INFOXX: Prepacking item for the selected 'Item Description' and 'Conversion Factor' already exists!* *Please refer to Item code: N02BE01000T1001-10.* 3. User is allowed to proceed if combination of selected Item Description and conversion factor is not existed in the prepacking item list (Including prepacking item with status=Inactive)

New Prepacking Item Code

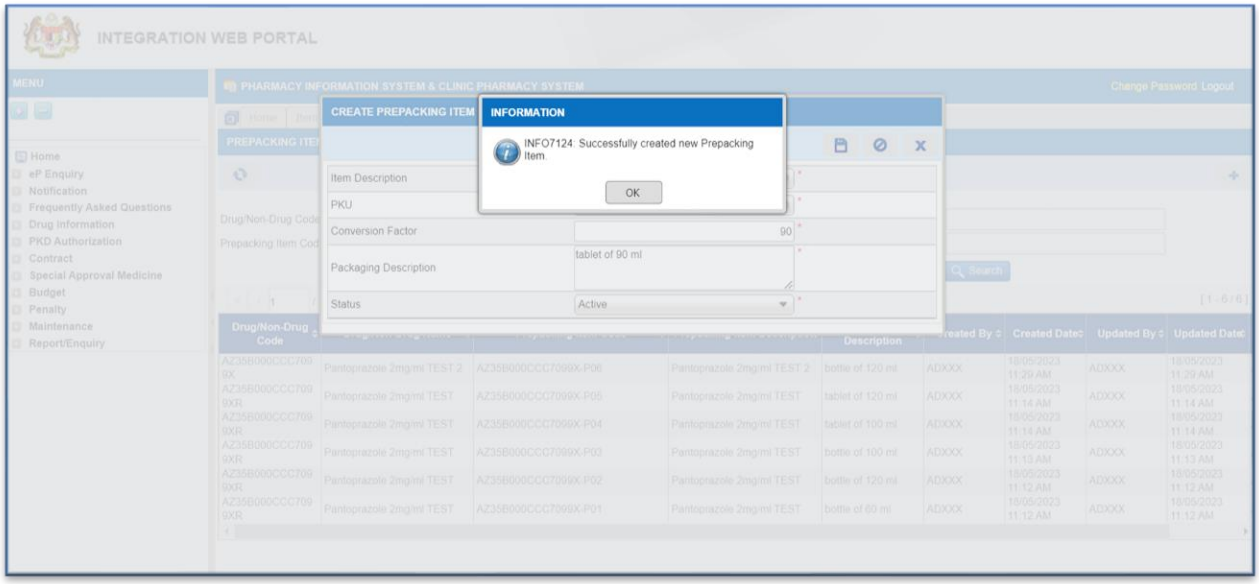

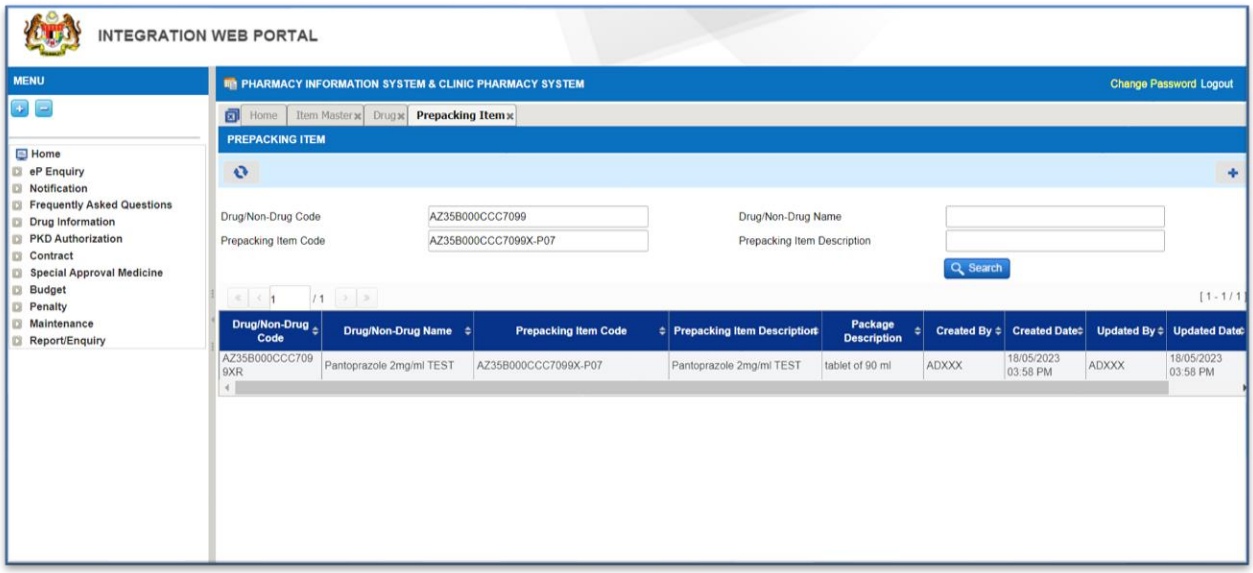

Validation on Existing Prepacking Item Code

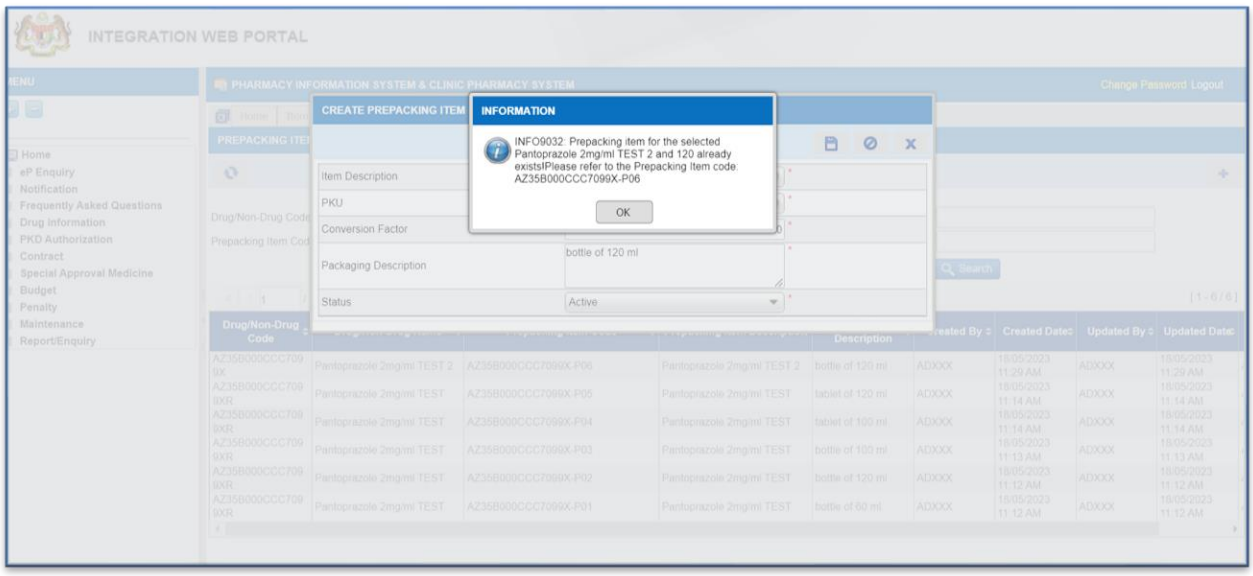

5 Deployment - Procedures

5.1 List of Items to be Deployed

No.	Items	Components	Path
1	Facility Script	PatchScripts_PhIS_V2.6.2.2.txt	https://10.1.1.57:5522/svn/PhIS/Workspace_Dataware/31_Implementation/Applications/PHIS_ReleaseV2.6.2.2/facility/scripts
2	Facility Application	iphis_v2.6.2.2.war	https://10.1.1.57:5522/svn/PhIS/Workspace_Dataware/31_Implementation/Applications/PHIS_ReleaseV2.6.2.2/facility/war
3	Facility Application	PhISService_v.2.6.2.2.war	https://10.1.1.57:5522/svn/PhIS/Workspace_Dataware/31_Implementation/Applications/PHIS_ReleaseV2.6.2.2/facility/war
4	Facility Application	PhISSchedulers_v.2.6.2.2.jar	https://10.1.1.57:5522/svn/PhIS/svn/Workspace_Dataware/31_Implementation/Applications/PHIS_ReleaseV2.6.2.2/facility/jar
5	Facility Application	phis_Email_v2.6.2.2.jar	https://10.1.1.57:5522/svn/PhIS/Workspace_Dataware/31_Implementation/Applications/PHIS_ReleaseV2.6.2.2/facility/jar
6	Facility Application	phis_Cd_V2.6.2.2.jar	https://10.1.1.57:5522/svn/PhIS/Workspace_Dataware/31_Implementation/Applications/PHIS_ReleaseV2.6.2.2/facility/jar
7	Facility Application	phis_MyMaat_v2.6.2.2.jar	https://10.1.1.57:5522/svn/PhIS/Workspace_Dataware/31_Implementation/Applications/PHIS_ReleaseV2.6.2.2/facility/jar
8	Facility Application	phisIntegration.properties	https://10.1.1.57:5522/svn/PhIS/Workspace_Dataware/31_Implementation/Applications/PHIS_ReleaseV2.6.2.2/facility/jar
9	Mobile Application	iphismobile_user_v2.6.2.2.war	https://10.1.1.57:5522/svn/PhIS/Workspace_Dataware/31_Implementation/Applications/PHIS_ReleaseV2.6.2.2/facility/war
10	Mobile Application	phisAPI_v2.6.2.2.war	https://10.1.1.57:5522/svn/PhIS/Workspace_Dataware/31_Implementation/Applications/PHIS_ReleaseV2.6.2.2/facility/war
11	Mobile Application	Ipadhosp-2.6.2.2.0b08.war	https://10.1.1.57:5522/svn/PhISWorkspace_Dataware/31_Implementation/Applications/PHIS_ReleaseV2.6.2.2/Mobile
12	HQ Script	PatchScripts2.6.2.2_IWP.txt	https://10.1.1.57:5522/svn/PhIS/Workspace_Dataware/31_Implementation/Applications/PHIS_ReleaseV2.6.2.2/iwp/scripts

No.	Items	Components	Path
13	HQ Application	phishq_v2.6.2.2.war	https://10.1.1.57:5522/svn/PhIS/Workspace_Dataware/31_Implementation/Applications/PHIS_ReleaseV2.6.2.2/iwp/war
14	HQ Application	masterRelease_v2.6.2.2.jar	https://10.1.1.57:5522/svn/PhIS/Workspace_Dataware/31_Implementation/Applications/PHIS_ReleaseV2.6.2.2/iwp/jar
15	HQ Application	epservice_V2.6.2.2.war	https://10.1.1.57:5522/svn/PhIS/Workspace_Dataware/31_Implementation/Applications/PHIS_ReleaseV2.6.2.2/iwp/war

5.2 Backup Procedure before Deploy

5.2.1 Backup Procedure

Using backup tool, backup the following files and folder and database as per table below:

No.	Type	Backup Item	Description
1	Application	/home/phisesb /opt/phisesb /usr/share/fonts/truetype	PhIS Integration Application PhIS Core Application Fonts required by PhIS
2	Database	phisprod database	PhIS Live database

5.3 Deployment/Installation Guidelines

5.3.1 Deployment at Facility

Below table is described the deployment steps at Facility:

Step	Items	File Name	Source Path	Action
1	Facility Script	PatchScripts_PhIS_V2.6.2.2.txt	https://10.1.1.57:5522/svn/PhIS/Workspace_Dataware/31_Implementation/Applications/PHIS_ReleaseV2.6.2.2/facility/scripts	Please ensure all the script is execute before iphis.war deploy. Please ensure the script is executed in sequence. Script files highlight and execute.
2	Facility Application	iphis_v2.6.2.2.war	https://10.1.1.57:5522/svn/PhIS/Workspace_Dataware/31_Implementation/Applications/PHIS_ReleaseV2.6.2.2/facility/war	Please rename the war file to iphis.war then deploy.
3	Facility Application	PhISService_v.2.6.2.2.war	https://10.1.1.57:5522/svn/PhIS/Workspace_Dataware/31_Implementation/Applications/PHIS_ReleaseV2.6.2.2/facility/war	Please rename the war file to PhISService.war then deploy.
4	Facility Application	PhISSchedulers_v.2.6.2.2.jar	https://10.1.1.57:5522/svn/PhIS/svn/Workspace_Datawar	Backup jar file from /home/phisesb/phisja

Step	Items	File Name	Source Path	Action
			e/31_Implementation/Applications/PHIS_ReleaseV2.6.2.2/facility/jar	rs/ and copy downloaded jar and rename to PhISSchedulers.jar. Then Restart crontab.
5	Facility Application	phis_Email_v2.6.2.2.jar	https://10.1.1.57:5522/svn/PhIS/Workspace_Dataware/31_Implementation/Applications/PHIS_ReleaseV2.6.2.2/facility/jar	Backup jar file from /home/phisesb/phisjars/ and copy downloaded jar and rename to phis_Email.jar. Then Restart crontab.
6	Facility Application	phis_Cd_V2.6.2.2.jar	https://10.1.1.57:5522/svn/PhIS/Workspace_Dataware/31_Implementation/Applications/PHIS_ReleaseV2.6.2.2/facility/jar	Backup jar file from /home/phisesb/phisjars/ and copy downloaded jar and rename to phis_Cd.jar. Then Restart crontab.
7	Facility Application	phis_MyMaat_v2.6.2.2.jar	https://10.1.1.57:5522/svn/PhIS/Workspace_Dataware/31_Implementation/Applications/PHIS_ReleaseV2.6.2.2/facility/jar	Backup jar file from /home/phisesb/phisjars/ and copy downloaded jar and rename to phis_MyMaat.jar. Then Restart crontab.
8	Facility Application	phisIntegration.properties	https://10.1.1.57:5522/svn/PhIS/Workspace_Dataware/31_Implementation/Applications/PHIS_ReleaseV2.6.2.2/facility/jar	/home/phisesb/phisbackprops/ and copy downloaded phisIntegration.properties and configure facility db details in properties file.
9	Mobile Application	iphismobile_user_v2.6.2.2.war	https://10.1.1.57:5522/svn/PhIS/Workspace_Dataware/31_Implementation/Applications/PHIS_ReleaseV2.6.2.2/facility/war	Rename iphismobile_user_v2.6.2.2.war to iphismobile_user.war and deploy.
10	Mobile Application	phisAPI_v2.6.2.2.war	https://10.1.1.57:5522/svn/PhIS/Workspace_Dataware/31_Implementation/Applications/PHIS_ReleaseV2.6.2.2/facility/war	Rename phisAPI_v2.6.2.2.war to phisAPI.war and deploy.
11	Mobile Application	Ipadhosp-2.6.2.2.0b08.war	https://10.1.1.57:5522/svn/PhIS/Workspace_Dataware/31_Implementation/Applications/PHIS_ReleaseV2.6.2.2/Mobile	Rename ipadhosp-2.6.2.2.0b08.war to ipadhosp.war and deploy. - Mobile Frontend: 2.6.2.2.0r18

Step	Items	File Name	Source Path	Action
				- Mobile Backend: 2.6.2.2.0b08

5.3.2 Deployment at HQ - IWP

Below table is described the deployment steps at HQ - IWP:

Step	Items	File Name	Source Path	Action
1	HQ Script	PatchScripts2.6.2.2_IWP.txt	https://10.1.1.57:5522/svn/PhIS/Workspace_Dataware/31_Implementation/Applications/PHIS_ReleaseV2.6.2.2/iwp/scripts	Please ensure all the script is execute before phishq.war deploy. Please ensure the script is executed in sequence.
2	HQ Application	phishq_v2.6.2.2.war	https://10.1.1.57:5522/svn/PhIS/Workspace_Dataware/31_Implementation/Applications/PHIS_ReleaseV2.6.2.2/iwp/war	Rename the war file from phishq_v2.6.2.2.war to phishq.war then Deploy using Glassfish Administration Console
3	HQ Application	masterRelease_v2.6.2.2.jar	https://10.1.1.57:5522/svn/PhIS/Workspace_Dataware/31_Implementation/Applications/PHIS_ReleaseV2.6.2.2/iwp/jar	Rename the jar file from masterRelease_v2.6.2.2.jar to masterRelease.jar and copy to directory '/home/phisesb/phisjars' Then restart the crontab.
4	HQ Application	epservice_V2.6.2.2.war	https://10.1.1.57:5522/svn/PhIS/Workspace_Dataware/31_Implementation/Applications/PHIS_ReleaseV2.6.2.2/iwp/war	Rename the war file from epservice_V2.6.2.2.war to epservice.war then deploy.