Summary of Ticket Number and Requests for Inventory – Slow Moving Item

No.	Ticket	Description	Summary of Changes	Solution
1.	I-PhIS015 208316S	**[Request] Slow moving item - enable to print without save** As current system at slow moving item user generate list and when want to print there is no response after click printer icon. User need to allocate offer amount and save the record first to print. So user request to enable print the list without save it is because it easy for them.	Enable to print without save	After click on List button before or after save and without entering the Offered Quantity (SKU), to display the print button.
2.	I-PhIS017 468016S	**Slow Moving Item-Request to print Generate List** User request system can be able to print Generate List for Slow Moving Item without enter the Offer Quantity. This is due user have about 20+ pages that need to key isn, and she preferred if can print and key in manually.	Able to print Generate List for Slow Moving Item without enter the Offer Quantity.	
3.	I-PhIS018 272517S	**Slow moving item - Request able to print with out save** User request at slow moving item able to print with out fill offer qty and save. example : currently user must fill offer quantity >save > save transaction	Able to print without save	
4.	I-PhIS021 453517S	**Slow moving item - Request to able print list item** User Mr Steven request to able to print list item due current system user only able to view in system. Purpose user request able to print for user able to checked with physical before proceed. Step : Slow moving item - create new record - select Slow Moving Period - generic list	Able to print list	
5.	I-PhIS027 013218S	**Slow Moving Item - Request to allow save without need to enter Offer Qty** Encik Omar request to allow save without need to enter Offer Qty. He inform sometimes he unable to complete key-in record due to busy with other things. His step as below:- 1. He go to Slow Moving Item 2. Click add button 3. Click List button 4. He select several items (eg: 20 items) 5. He only manage to enter offer qty for 5 items. System not allow to save	To allow save without need to enter Offer Qty	

No.	Ticket	Description	Summary of Changes	Solution
6.	I-PhIS017 460816S	**Slow moving item - Request to make this report function by drug** In the Inventory>Store Inventory>Slow Moving Item, the report is grouped by Item Code. That means if an item does not move for the selected month, it will appear on the report despite having another item of the same drug number that is fast moving.User only monitor movement based on drug code. User request to modify the slow moving function so that it is grouped by Drug Code.	To generate list based on drug	List will still display based on item but will add new column to display drug code and name. Record still display by item for traceability by item packaging.
7.	I-PhIS016 951216S	**Slow Moving Item - Request to show in drug** User request to shows in drug in slow moving item list. Currently is based on item code.	To generate list based on drug	

Function Flow	Slow Moving Item in current Version 2.0	Slow Moving Item in new Version 2.2
1. Enhance Layout	1. Unable to print 'Slow Moving Item report' before save record. If user wants to print the report, need to select items, enter 'Offer Quantity' and save record first. 2. No column for 'Drug Code' 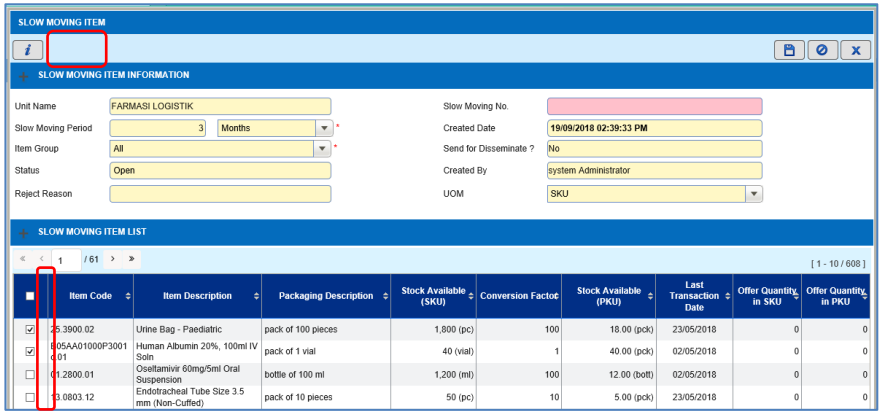 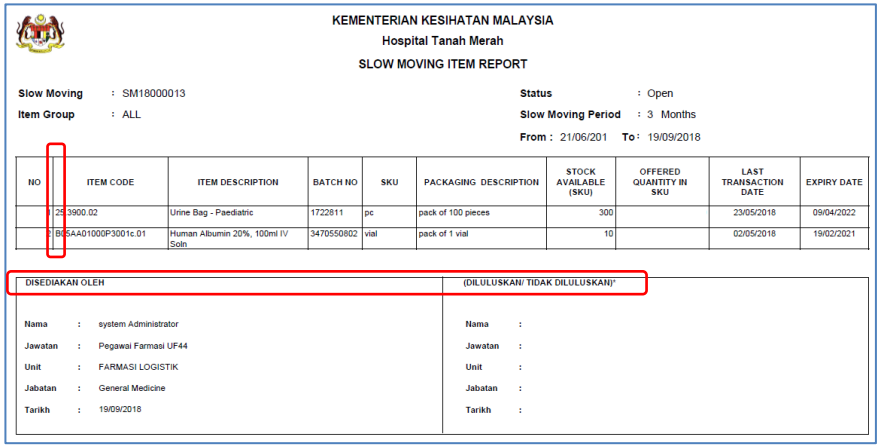	1. Able to print 'Slow Moving Item report' before save record and without entering value for 'Offer Quantity' for the selected item. 2. Add new column to display the 'Drug Code' 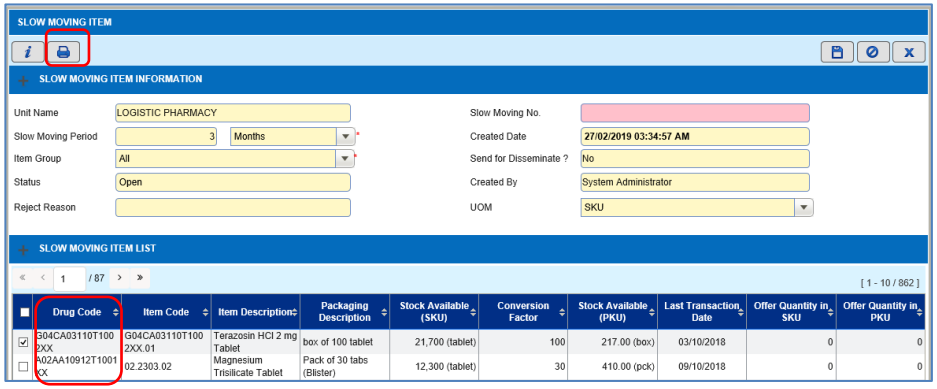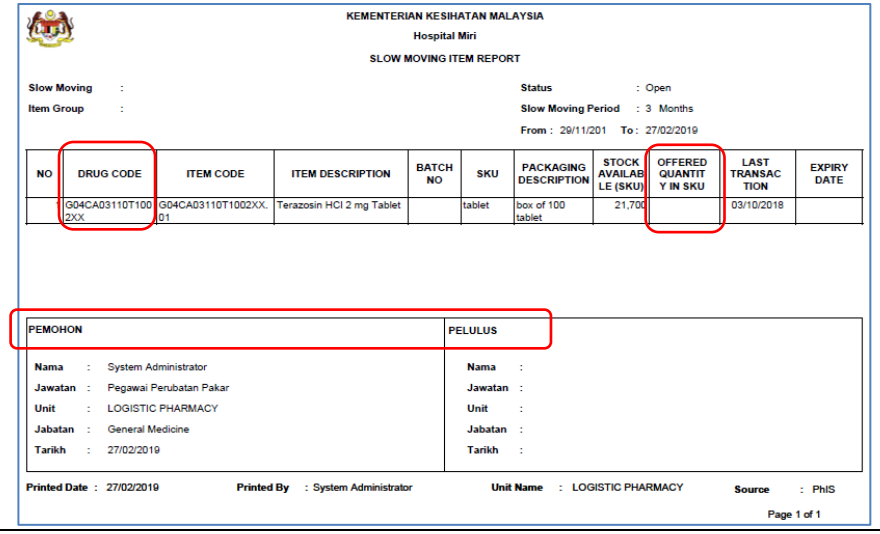 3. 'Slow Moving Item report' will list only the selected item and 'Offered Quantity in SKU' column will display as empty. 4. Rename signature section to 'PEMOHON' and 'PELULUS'