Summary of Ticket Number and Requests for Manufacturing - Extemporaneous

No.	Ticket #	Description	Requests	Solution
1.	I-PhIS0173 80216S	**Preparation - Extemp worksheet not update batch and expiry for vehicle** User inform when she generate extemp worksheet,item batch and expired date not auto update. User inform need to key - in manual after print the worksheet.	To allow key in batch no and expiry date	To allow user enter Vehicle 'Batch No' and 'Expiry Date' for worksheet purposes
2.	I-PhIS0183 60017S	**Clinical Summary - Medication Profile - Dispensed Qty – extemp** User request when click at value Dispensed Qty; Dispensed Drug Details screen appear-at Dispensed Drug column user request to appear final product name after preparation nit the drug that using for extemp and in ML	To display final product name in Dispensed Drug Details	Medication Profile – 'Dispensed Drug Details' to display extemporaneous details

Function Flow	Extemporaneous in current Version 2.0	Extemporaneous in new Version 2.2
1. To allow user enter Vehicle 'Batch No' and 'Expiry Date' for worksheet purposes. (OP/IP)	1. Go to Preparation screen and tick on Details *<u>checkbox at Extemp column(1).</u>* 1 2. Extemporaneous detail screen will appear as below: 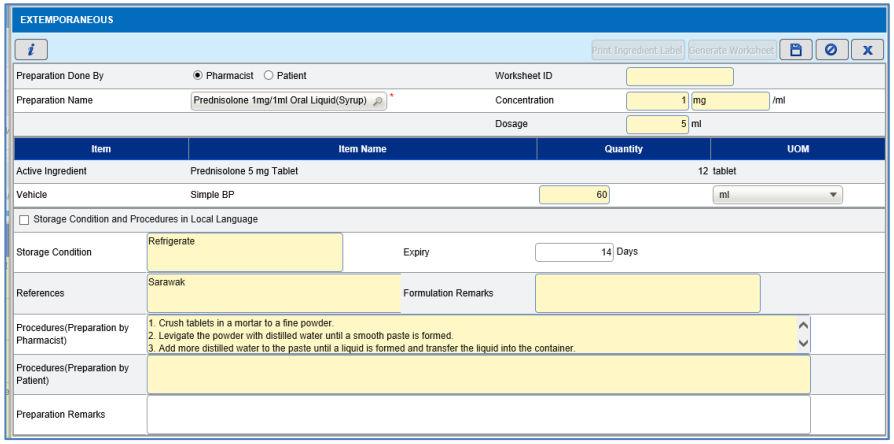 3. No column exist for *<u>Batch Number and Expiry Date(2).</u>* 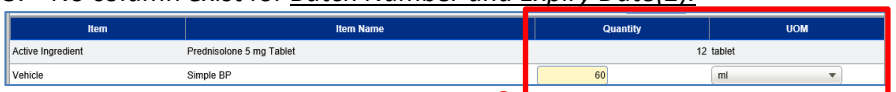 2	1. Go to Preparation screen and tick on *<u>Details checkbox at Extemp column (1).</u>* 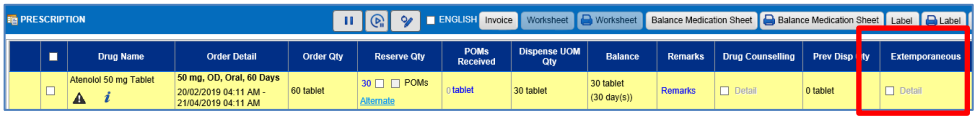 1 2. Extemporaneous detail screen will appear as below: 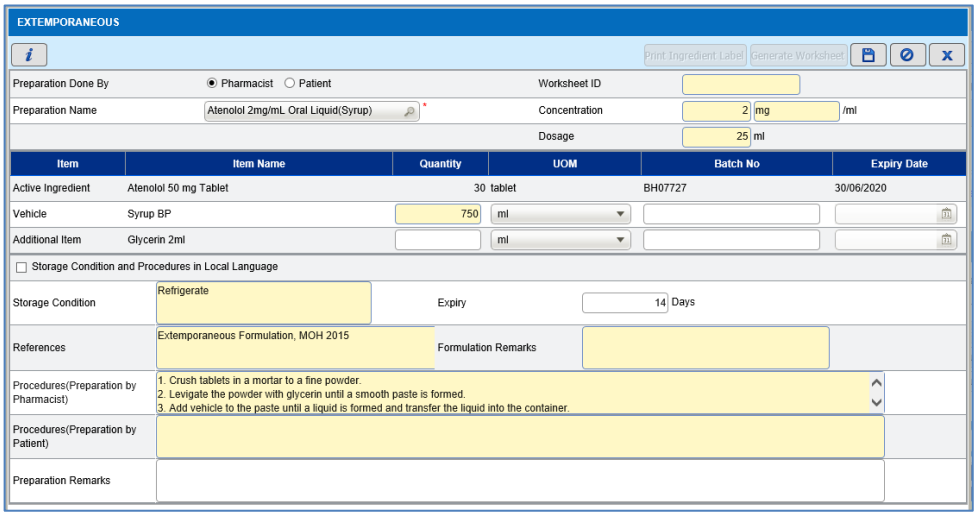 3. New column added for *<u>Batch Number and Expiry Date (2).</u>* Enter information and save. • For 'Active Ingredient' item, value is displayed based on the allocated batch for the main drug. • For 'Vehicle' and 'Additional Item', user able to manually key in value for 'Batch No' and 'Expiry Date'. System will not allocate actual batch, this value is for worksheet printing purposes only. Value is not mandatory and enter value if necessary only. 2 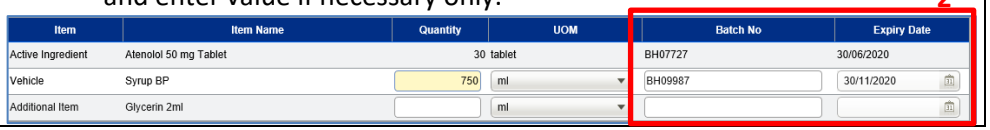

Function Flow	Extemporaneous in current Version 2.0	Extemporaneous in new Version 2.2
	4. *Worksheet display blank(3)* for Batch Number and Expiry Date column.	4. Then clicks on *Worksheet button (3)* printing at (Preparation/Dispensing/Record Retrieval) and user can find *this information display(4)* on the worksheet.

EXTEMPORANEOUS WORKSHEET (PARTIAL)

MINISTRY OF HEALTH

HOSPITAL TANAH MERAH

Date of preparation : 20/02/2019 Worksheet Id: 19-02-0006

MRN htmh00038627 Name MXXXXXX XXXXXXXX X XXXX XXXXX

ID No 83

Order Location KLINIK PAKAR PERUBATAN Rx. No. MEDIKAL0000366591

Order Date 28/12/2018 Ordered By NOR

No	ROA	Preparation Name	Dose	Total Dose	Material Used				Storage
					Item Name	Volume/Qty Required	Batch No	Expiry Date	
1.	Oral	Prednisolone 1mg/1ml Oral Liquid(Syrup) Expiry Date : , 06/03/2019	5mg (5ML)	60mg (60ml)	Prednisolone 5 mg Tablet	12 tablet	1704041	30/04/2020	Refrigerate
					Simple BP	60 ml			

3

Remarks:

Instruction:
1. Crush tablets in a mortar to a fine powder.
2. Levigate the powder with distilled water until a smooth paste is formed.
3. Add more distilled water to the paste until a liquid is formed and transfer the liquid into the container.
4. Use additional vehicle to rinse the remaining drug from the mortar and pour into the container.
5. Make up to final volume with vehicle.
6. Shake well and label.

Reference: Sarawak

Worksheet generated by	Worksheet & label checked by	Prepared by	Final Product Checked by
system Administrator			
Date: 20/02/2019	Date: 20/02/2019	Date:	Date:

PRESCRIPTION ENGLISH Invoice Worksheet Worksheet Balance Medication Sheet

	Drug Name	Order Detail	Order Qty	Reserve Qty	POMs Received	Dispense UOM Qty	Balance	Remarks	Drug Counselling
☐	Atenolol 50 mg Tablet	50 mg, OD, Oral, 60 Days 20/02/2019 04:11 AM - 21/04/2019 04:11 AM	60 tablet	30 ☐ ☐ POMs Alternate	0 tablet	30 tablet	30 tablet (30 day(s))	Remarks	☐ Detail

3

Dispensed Date : 20/02/2019 Dispensed No : 022019_00002 Dispensed By : System Administrator Ordered By : Dr Ai

PRESCRIPTION Patient sticker ENGLISH Invoice Worksheet Worksheet Balance Medication Sheet Balance Medication Sheet Label Label

Selection	Drug Name	Order Details	Order Qty	Supply Duration	Dispensed Qty
☐	Atenolol 50 mg Tablet	50 mg, OD, 60 Days, Oral 20/02/2019 04:11 AM - 21/04/2019 04:11 AM	60 tablet	30 Days	30 tablet

EXTEMPORANEOUS WORKSHEET (PARTIAL)

MINISTRY OF HEALTH

HOSPITAL MIRI

Date of preparation : 20/02/2019 Worksheet Id: 19-02-0002

MRN HMIRI00274412 Name AXXX XXX X/X XXXXXX

ID No 9

Order Location CLINIC SURGICAL (PAKAR 2) Rx. No. SURGC0000955126

Order Date 20/02/2019 Ordered By Dr A

No	ROA	Preparation Name	Dose	Total Dose	Material Used				Storage
					Item Name	Volume/Qty Required	Batch No	Expiry Date	
1.	Oral	Atenolol 2mg/mL Oral Liquid(Syrup) Expiry Date : , 06/03/2019	50mg (25ML)	1500mg (750ml)	Atenolol 50 mg Tablet	30 tablet	BH07727	30/06/2020	Refrigerate
					Syrup BP	750 ml	BH09987	30/11/2020	
					Glycerin 2ml	600 ml	PE56883	28/11/2019	

4

Worksheet generated by	Worksheet & label checked by	Prepared by	Final Product Checked by
System Administrator			
Date: 20/02/2019	Date: 20/02/2019	Date:	Date:

Function Flow	Extemporaneous in current Version 2.0	Extemporaneous in new Version 2.2
2. Dispensed Drug Details to display Extemp details.	1. Click on Medication Profile hyperlink on the Patient Banner and click on *Dispense Qty hyperlink(1).* 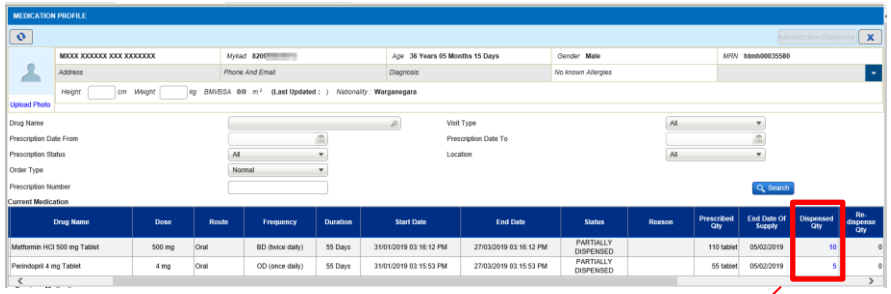 **Prescribed Qty** / **End Date Of Supply** / **Dispensed Qty** 110 tablet / 05/02/2019 / 10 55 tablet / 05/02/2019 / 5 (1) 2. Dispense Drug Details screen will appear but *no information on extemporaneous details(2).* 	1. Clicks on Medication Profile link access through Screening and Verification screen and click on link *Dispense Qty link(1).* 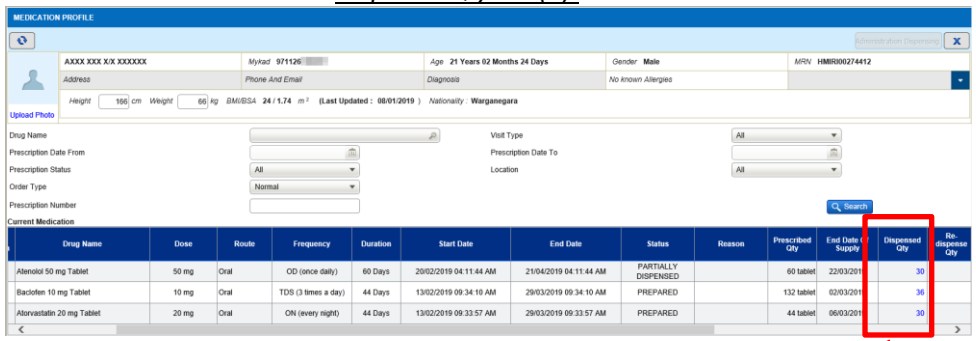 **Prescribed Qty** / **End Date Of Supply** / **Dispensed Qty** 60 tablet / 22/03/2019 / (1) 30 132 tablet / 02/03/2019 / 36 44 tablet / 06/03/2019 / 30 2. Dispense Drug Details show *information on extemporaneous details(2).*
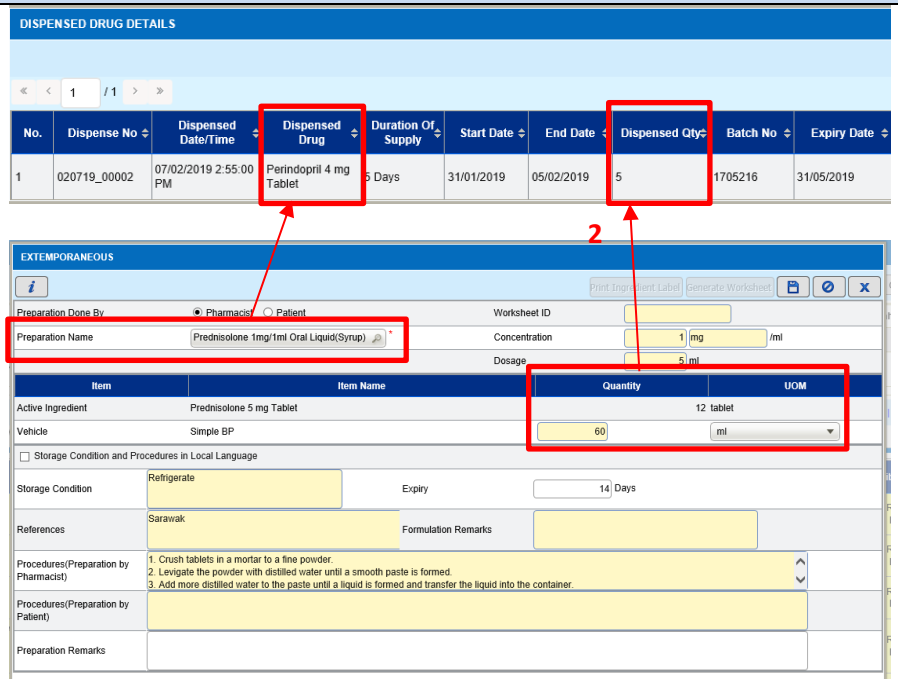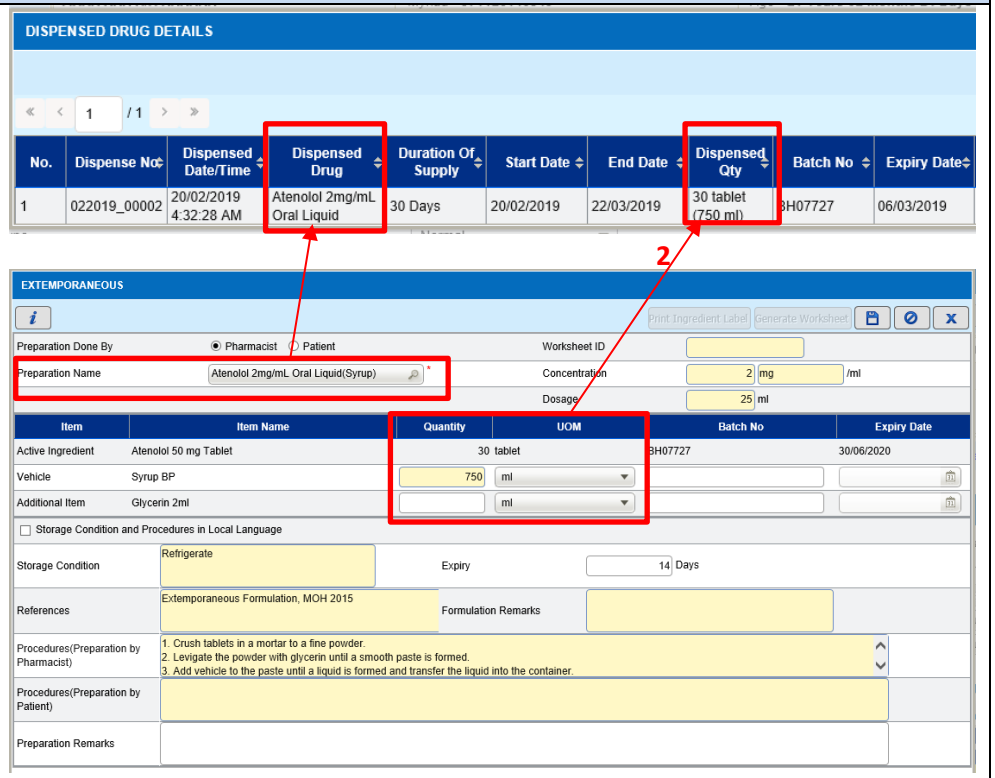
Function Flow	Extemporaneous in current Version 2.0	Extemporaneous in new Version 2.2