Summary of Ticket Number and Request for Medication Counselling Order & Reporting

No.	Ticket #	Description	Requests	Solution
1.	I-PhIS032577118S	Medication Counselling Order - Add data for Location drop down	Counselling Module - Data set for counselling location: - To add discharge - Bedside - To add discharge - Counter	Medication Counselling Order : To add Data set for counselling location: • Discharge – Bedside • Discharge - Counter
2.	I-PhIS021770617S	Medication counselling- Request to add filter for MC No.	User request to add new filter for MC Number for MC Oder, MC Reporting and MC Registry screen searching. This is user claimed it more easier to trace patient MC Number due to user want to tally with their manual record.	Medication Counselling Reporting Listing Screen: 1) To add searching filter for: a. Counselling No b. Appointment Date From & Appointment Date To 2) To rearrange the filtering field in the Listing Screen Medication Counselling Reporting Screen: 3) To allow edit patient demographic only at certain info such as hand phone number, address and weight. 4) To add new section for Topic: [Display topic & subtopic & remarks table at MC Reporting screen (Above assessment)] 5) Cosmetic - Click 'Reporting' header, should auto-scroll the screen to display the Reporting section (To expand the reporting section without user has to click on header) 6) To redesign layout for MC
3.	I-PhIS015740116S	Medication counselling report	Pharmacy transaction > clinical > medication > reporting > filter record status by CONFIRMED. Click any patient history > click print. At diagnosis section appears all history of patient. It suppose appear diagnosis of the current day only not all the history. It makes the report become messy and not proper.	
4.	I-PhIS016504516S	Medication Counselling - Request to appear address and no. phone	User request to include address and contact number in the Medication Counselling Report. Patient's address and phone number can only be entered in patient registration part. However, it does not appear on medication counselling report. Currently, those details are added under pharmacist notes.	
5.	I-PhIS020213217S	request to system show remark when user proceed report medication counselling	User request system to show remark at screen medication counselling reporting same as remark that user enter at screen medication counselling order.	
6.	I-PhIS021154717S	Medication Counselling - To Appear Remark	Pn. Ain request for remark that she had enter during ordering will be appear at reporting. Currently user are allowed to enter Remark however when go to the next step remark was not appear at all. It would be easier if have one column for remark at reporting list.	
7.	I-PhIS021039917S	Request to add remark on medication report	Pn Sumaiyah informs when order user will choose any topic and elaborate in remark. But when user generates the report Counselling registry the remark not include cause the topic become to general. refer attachment	
8.	I-PhIS012484615S	Medication Counselling - Click 'Reporting' header, should auto-scroll	Medication Counselling - Click 'Reporting' header, should auto-scroll the screen to display the Reporting section	

No.	Ticket #	Description	Requests	Solution
9.	I-PhIS021495317S	request to add remarks column at Medication Counselling Reporting	user request to add remarks column at screen Medication Counselling Reporting as per user inform the remarks column will helps if user wrongly key in data for patient after user save or if any additional info for user key in.	Reporting screen (Follow as WP format)After Confirm Remarks 7) To add button “cancel” in MC Reporting Screen to cancel record when in ‘in progress’ status (Add cancel function in MC Reporting screen) 8) To add field ‘Pharmacist Plan’ 1000 characters 9) After Confirm/ Cancel Remarks To add new field "Remarks" 1000vchar at MC reporting screen after record has been confirm / cancelled and to display in the report printing <u>Medication Counselling Report Printing</u> 10) To captured only Diagnosis from Active Visit 11) Current Medication in Ward: - To add column for Order location. 12) To display 'Age', 'address' and 'contact number' details at printed medication counselling report 13) MC Reporting - 'Counselled By' to captured from ‘Counselled By’
10.	I-PhIS021270217S	Medication Counselling (Reporting) - able to put remark in medication counselling status confirmed.	User En Nasri request to able to put remark in medication counselling status confirmed. User informs sometimes user only aware the wrong detail after confirmed the report.	
11.	I-PhIS019318617S	Medication Counselling Report - Request to able cancel reporting that not yet confirm	User request for system to allow user to cancel any medication counselling report that still not confirmed. User informs sometimes there is some mistake in ordering and already proceed with reporting, but user unable to cancel the report and amend the order.	
12.	I-PhIS019765317S	Medication Counselling (Order) - Request to add delete button	En Amin request to add delete button in Medication Counselling (Order) screen. This is because he always accidentally select wrong patient during order.	
13.	I-PhIS012896815S	Medication Counselling - Request able to delete or cancelled.	User request to able delete or cancelled medication counselling when status in progress. User give example: User wrongly order for 2 times or just example to her staff and user want to delete one of the orders.	
14.	I-PhIS013041315S	Medication Counselling- Request to separate list of medication from outpatient clinic and inpatient.	User reported "system captured whole list either inward injection /tablets or active outpatient clinic medicine in counselling record medication and print out. No option to select the relevant item only. For Inpatient, not practical if include all medication (all injections/tablets inward together with outpatient clinic medication), usually counselling on medication will be done upon discharge when discharge plan is finalised. Therefore, only discharge medication or outpatient clinic prescribed medication will be sufficient. "	
15.	I-PhIS020883017S	Medication Counselling Report - Request to include patient age in the report	User request to include the age of the patient in the printed medication counselling report. It easier for user to know patient age using printed report.	
16.	I-PhIS013025215S	Reporting - 'Counselled By' incorrect	User reported counselling reports were entered by her junior pharmacist on 17/12/2015 and 21/12/2015 during her absent. However, user name (WONG LING WENG) appeared as the person who counselled the patient.	

Function Flow	Medication Counselling Order Screen in current Version 2.0	Medication Counselling Order Screen in new Version 2.2
1.Medication Counselling Order Screen	**Pharmacy Transaction →Clinical → Medication Counselling → Select Patient and create New MC Order** Current Medication Counselling Order Screen as below: To add Data set for counselling location: • Discharge – Bedside • Discharge - Counter 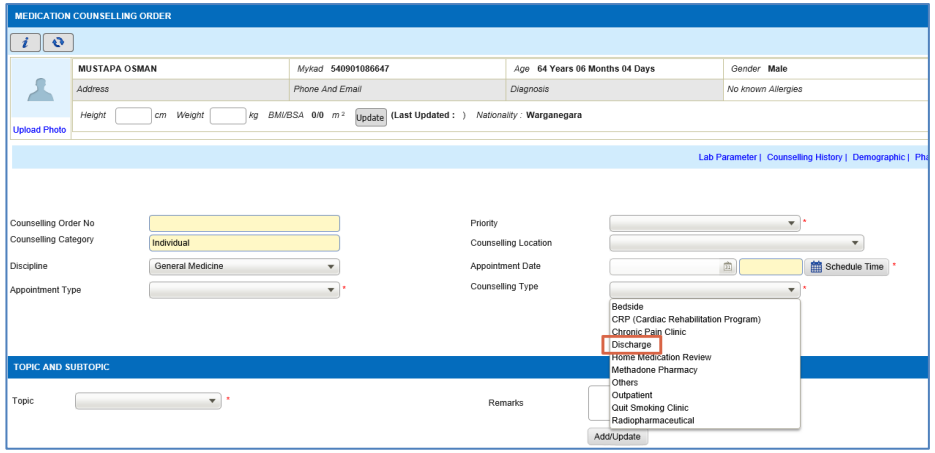 	**Pharmacy Transaction →Clinical → Medication Counselling → Select Patient and create New MC Order** New Medication Counselling Order Screen as below: Added Data set for counselling location: • Discharge – Bedside • Discharge - Counter 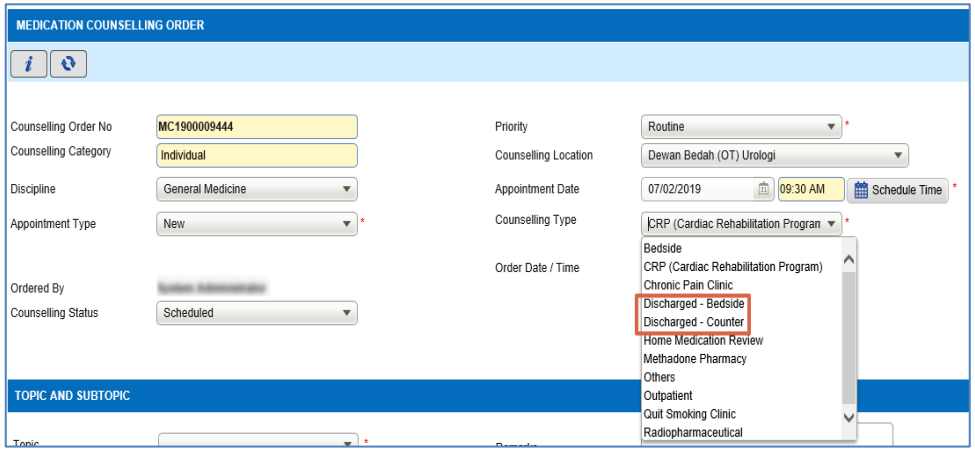 *Note: Current 'Discharge' data to be map under 'Discharge – Bedside'*

Function Flow	Medication Counselling Reporting Screen in current Version 2.0	Medication Counselling Reporting Screen in new Version 2.2
1.To edit patient demographic	**Pharmacy Transaction →Clinical → Medication Counselling Reporting → Reporting Section** Current Medication Counselling Reporting screen have no function to edit Patient demographics 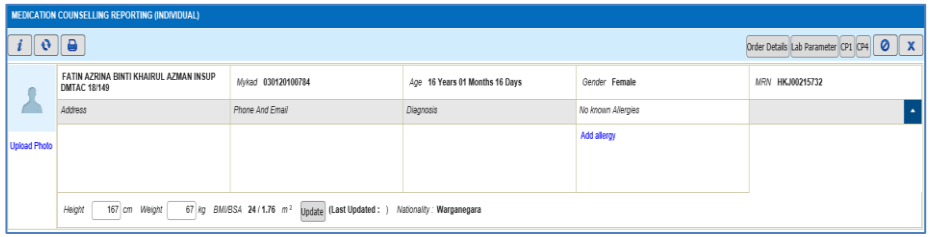 	**Pharmacy Transaction →Clinical → Medication Counselling Reporting → Reporting Section** New Medication Reporting screen, there will be menus at the left pane screen. To edit patient demographic, step as below: 1) Click on Patient Demographic menu 2) Click on edit button at the right pane 3) User is allowed to edit/update on patient address and contact number only (Height and weight can be updated at the patient banner) 4) Click on Save button 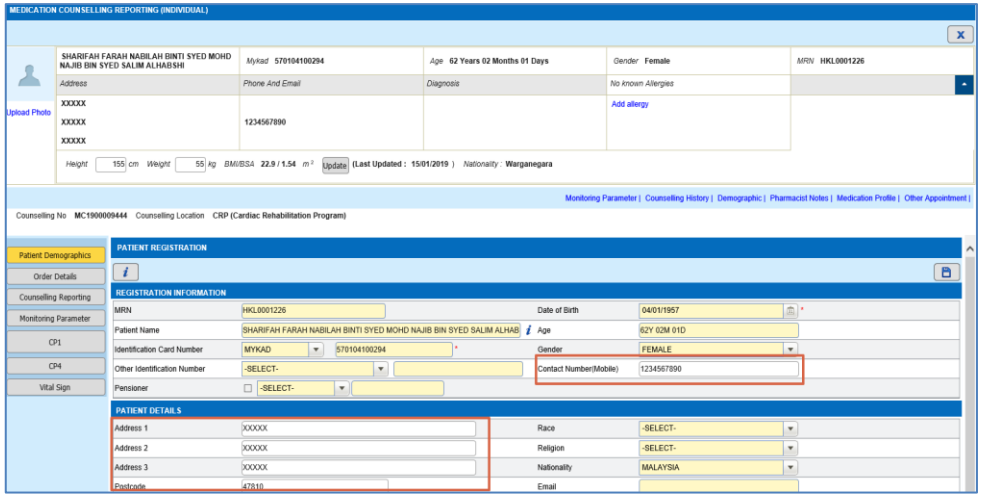

Function Flow	Medication Counselling Reporting Screen in current Version 2.0	Medication Counselling Reporting Screen in new Version 2.2
2.Cancel Reporting	**Pharmacy Transaction →Clinical → Medication Counselling Reporting** Current Medication Counselling reporting screen, there are NO cancel function. Cancel function is only in order screen with record status 'Scheduled'	**Pharmacy Transaction →Clinical → Medication Counselling Reporting** New Medication Counselling reporting screen, user can cancel reporting with status 'Inprogress'. Step as below: 1) Open Medication Counselling reporting record with status = 'Inprogress' 2) Open 'Reporting' section 3) Click on 'Cancel' button 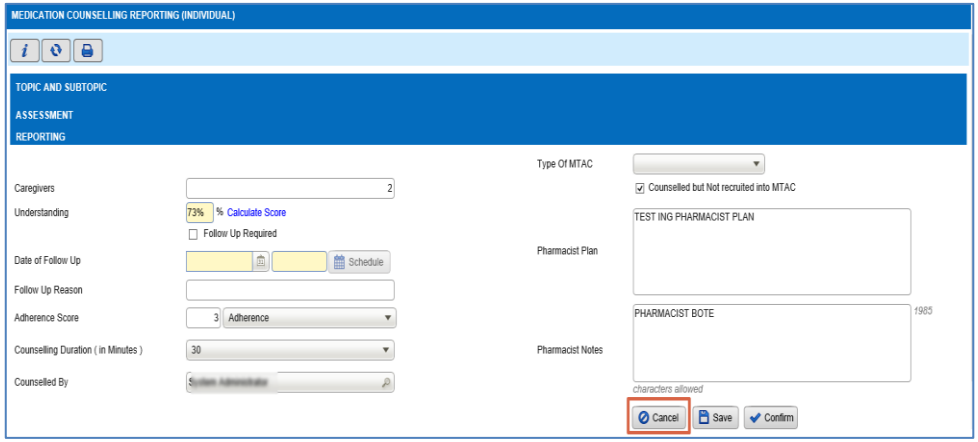 4) Alert message shall appear as below, click on 'Yes' 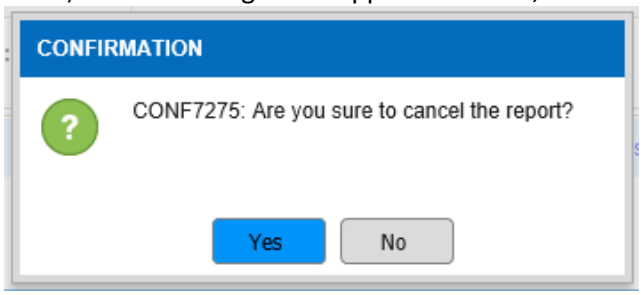

Function Flow	Medication Counselling Reporting Screen in current Version 2.0	Medication Counselling Reporting Screen in new Version 2.2
	Current Medication Counselling Reporting, after confirm record, no place to add addendum/ remarks.	5) Remarks field shall appear fill in the remarks and click on save button 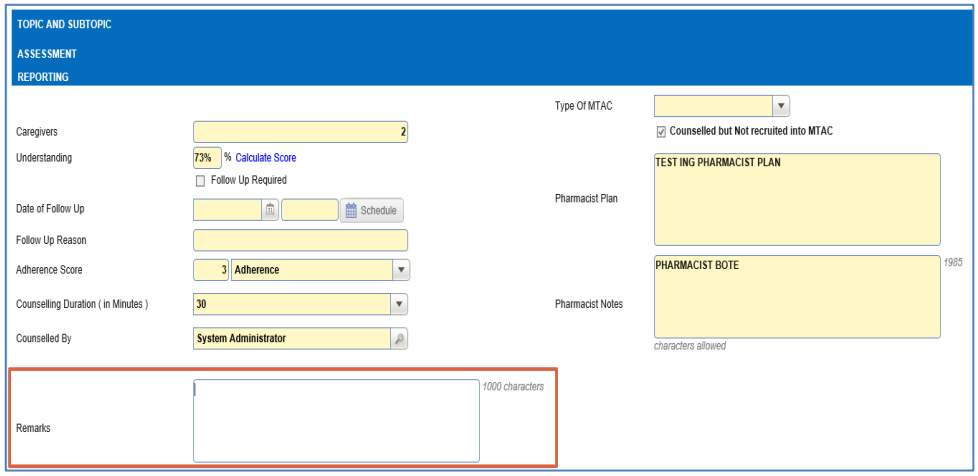

Function Flow	Medication Counselling Reporting Screen in current Version 2.0	Medication Counselling Reporting Screen in new Version 2.2
3.New Screen Design	**Pharmacy Transaction →Clinical → Medication Counselling Reporting** Current Medication Counselling reporting screen design as below: 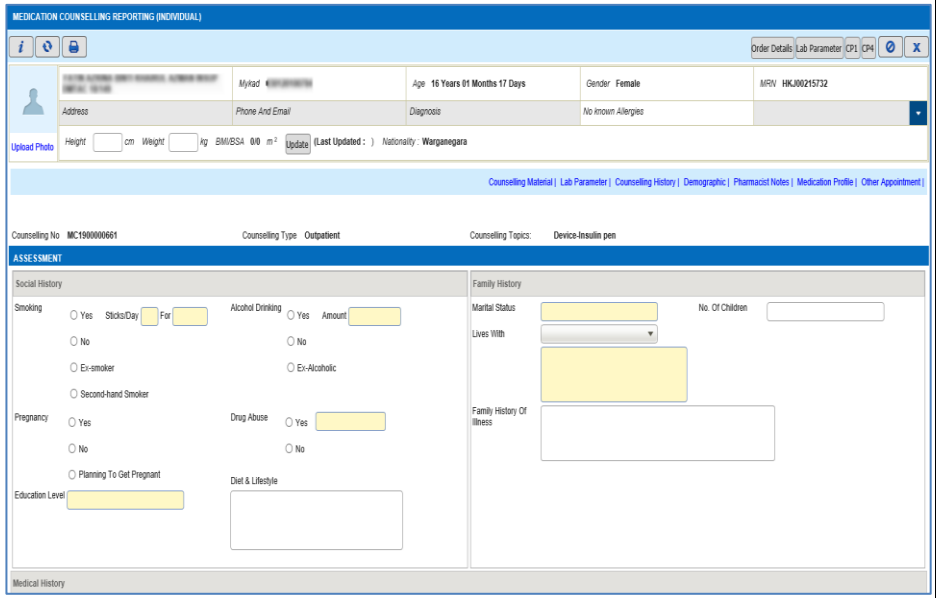 1) To display topic & subtopic & remarks table at MC Reporting screen (Above assessment) - Current screen topic & subtopic displayed in MC order screen only.	**Pharmacy Transaction →Clinical → Medication Counselling Reporting** New Medication Counselling reporting screen design as below: 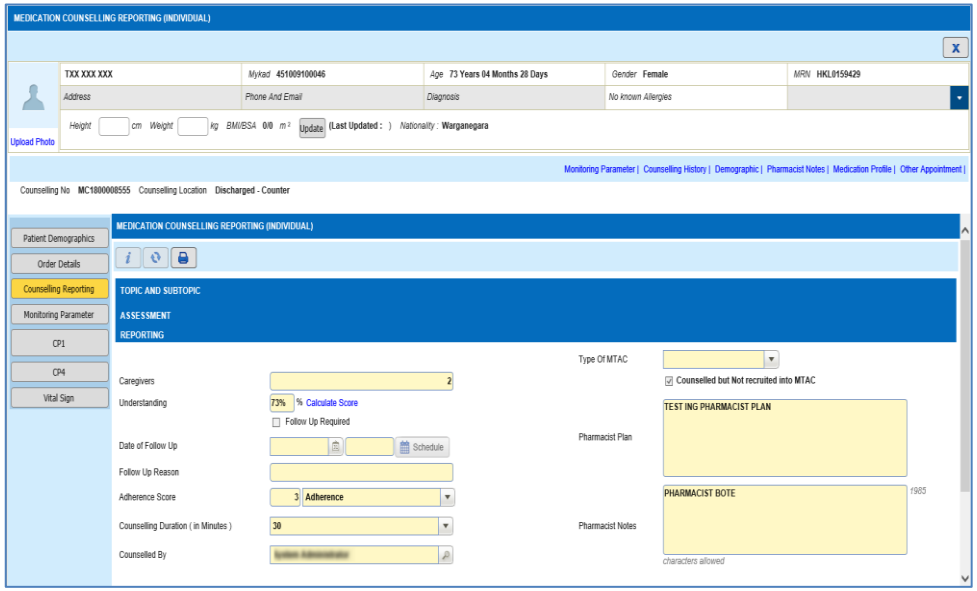 1) Added topic & subtopic & remarks table at MC Reporting screen (Above assessment)] 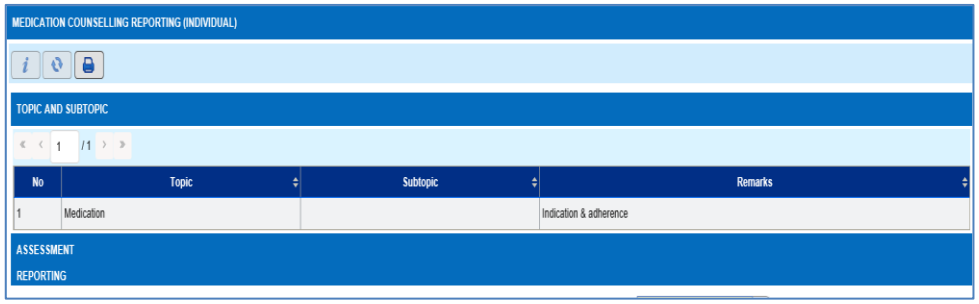

Function Flow	Medication Counselling Reporting Screen in current Version 2.0	Medication Counselling Reporting Screen in new Version 2.2
	2) To add field 'Pharmacist Plan' 1000 characters 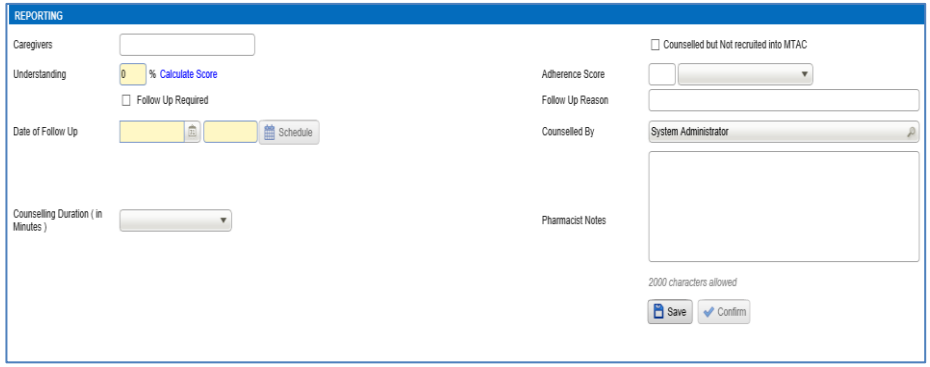 3) To add 'Remarks' field after record has been confirmed 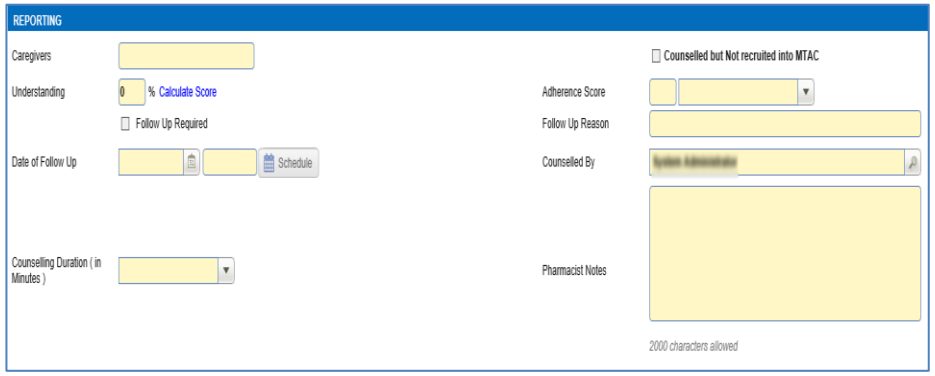 	2) Added field 'Pharmacist Plan' 1000 characters 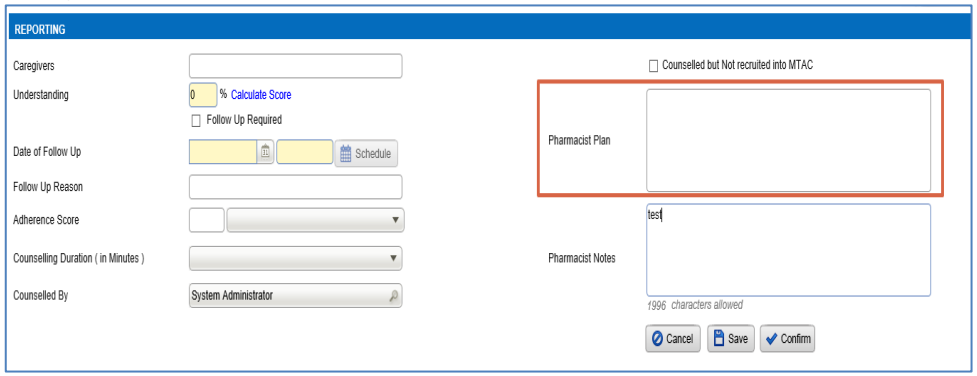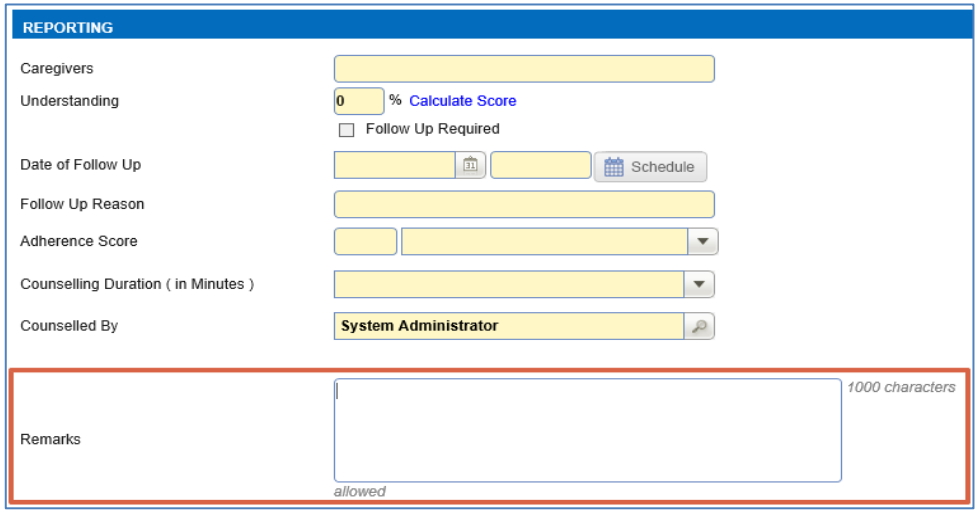 3) Added 'Remarks' field after record has been confirmed