Pharmacy Information System (PhIS)
and
Clinic Pharmacy System (CPS)

System Design Document
(SDD)

Ward Pharmacy

Version	**: 1.3**
Document ID	**: PhIS_CPS/SDD/WP**

© 2011-2018 Pharmaniaga Logistics Sdn Bhd (PLSB)

CONFIDENTIAL COPYRIGHTED MATERIAL – *The information includes all concepts, comments, recommendations, and material, contained herein shall remain the property of Pharmaniaga Logistics SdnBhd (PLSB). No portion of this document shall be disclosed, duplicated or used in whole or in part of any purpose other than the purpose of the Pharmacy Information System & Clinic Pharmacy System (PhIS& CPS) Project execution only.*

REVISION HISTORY

Version No	Date of Release	Prepared by	Reviewed by	List of changes from Previous Version
0.1	16/03/2012	Hana Emi Husna bt Mat Said	G Shenoy (SME)	Comments added
1.0	19/03/2012	Hana Emi Husna bt Mat Said	MOH	Comments added
1.1	30/03/2012	Hana Emi Husna bt Mat Said	MOH	Comments added
1.2	05/04/2012	Hana Emi Husna bt Mat Said	MOH	Comments added
1.3	30/03/2018	Norlaileza Sidek	MOH	Changes based on 1.7 release

Reviewed By:

Pharmaniaga Logistics Sdn Bhd		Ministry Of Health	
Signature :		Signature :	
Name :		Name :	
Title :		Title :	
Date :		Date :	

© 2011-2018 Pharmaniaga Logistics Sdn Bhd (PLSB)

Table of Content

1. INTRODUCTION 1

2. PURPOSE 1

3. DETAILED SYSTEM DESIGN 2

3.1 WARD PHARMACY OVERVIEW 2

3.1.1 Purpose 2

3.1.2 Screen Navigation Diagram 3

3.1.3 Detail Functionality and Screen 4

3.2 WARD PHARMACY SCREEN (CP2) 7

3.2.1 Purpose 7

3.2.2 Screen Navigation Diagram 7

3.2.3 Detail Functionality and Screen 8

3.2.4 Integration 11

3.3 WARD PHARMACY – DAILY REVIEW 12

3.3.1 Detail Functionality and Screen 12

3.3.2 Integration 13

3.4 WARD PHARMACY – C&S 14

3.4.1 Detail Functionality and Screen 14

3.4.2 Integration 15

3.5 WARD PHARMACY – CP1 16

3.5.1 Purpose 16

3.5.2 Screen Navigation Diagram 16

3.5.3 Detail Functionality and Screen 17

3.5.4 Integration 19

3.6 WARD PHARMACY – CP4 20

3.6.1 Purpose 20

3.6.2 Screen Navigation Diagram 20

3.6.3 Detail Functionality and Screen 21

3.6.4 Integration 23

3.7 WARD PHARMACY – PHARMACEUTICAL CARE ISSUE 24

3.7.1 Purpose 24

3.7.2 Screen Navigation Diagram 24

3.7.3 Detail Functionality and Screen 24

3.7.4 Integration 27

4. REFERENCES 28

5. ACRONYMS 28

6. APPENDIX 28

© 2011-2018 Pharmaniaga Logistics Sdn Bhd (PLSB)

1. Introduction

Pharmaniaga Logistics Sdn. Bhd. executes software development, enhancement and maintenance projects for its clients. The term “project” is used to describe the full set of activities from the time the proposal is accepted and project initiation note or contract is signed to the time all the software and services are delivered according to the acceptance of the proposal/contract.

This process is to ensure both user requirements and software requirements of the projects developments are gathered appropriately from stakeholders and are documented in User Requirements Specification (URS) and System Design Documentation (SDD) specifically.

2. Purpose

The purpose of the document is to describe the purpose and functionality of the software product requested by client. This document outlines the project's details, requirements, interface, design issues, and components to ensure that each requirement has been met.

© 2011-2018 Pharmaniaga Logistics Sdn Bhd (PLSB)

3. Detailed System Design

3.1 Ward Pharmacy Overview

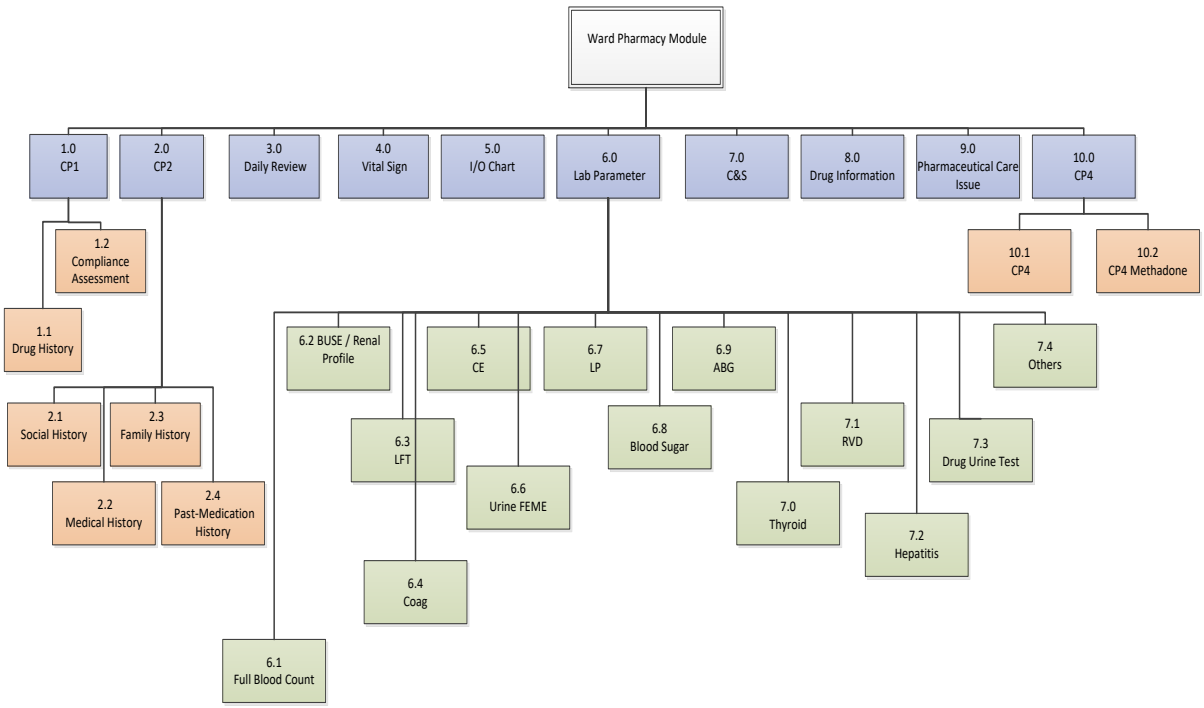

3.1.1 Purpose

Ward Pharmacy screen allows pharmacist to record, screen and monitor any drug interactions, drug allergies and other possible medication-related complications about the patients. Ward Pharmacy module is basically a patient care management module - specific to inpatient care setting that requires special attention. Pharmacist will be widely using this module for recording inpatient care review for first time and on a daily basis where needed. Thus enhances the decision making process by the doctor.

© 2011-2018 Pharmaniaga Logistics Sdn Bhd (PLSB)

3.1.2 Screen Navigation Diagram

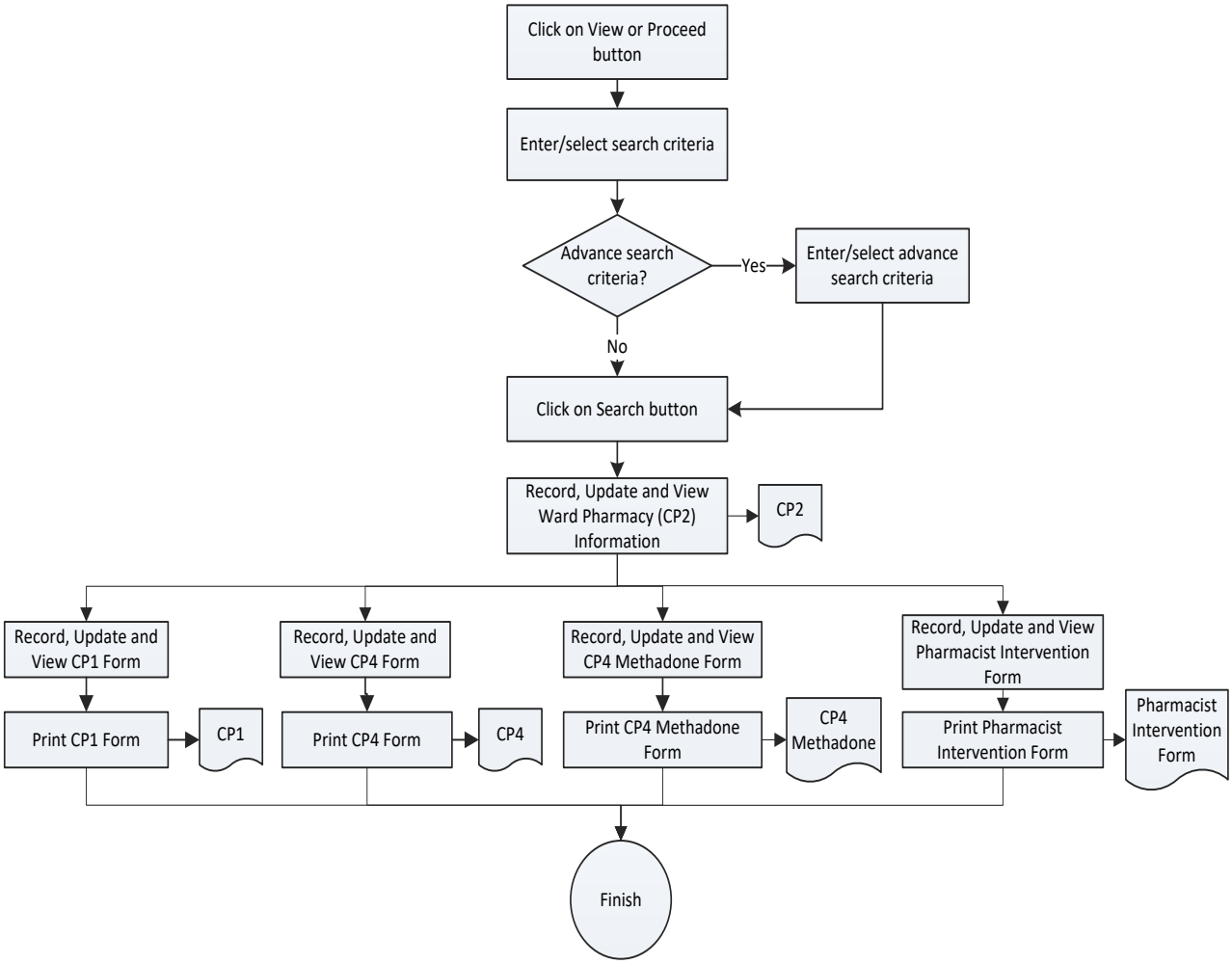

WP.SND1: Ward Pharmacy (CP2)

© 2011-2018 Pharmaniaga Logistics Sdn Bhd (PLSB)

3.1.3 Detail Functionality and Screen

3.1.3.1 Ward Pharmacy Listing

3.1.3.1.1 Screen Design

ID	WP.SD1
Description	Ward Pharmacy Listing Screen

Diagram

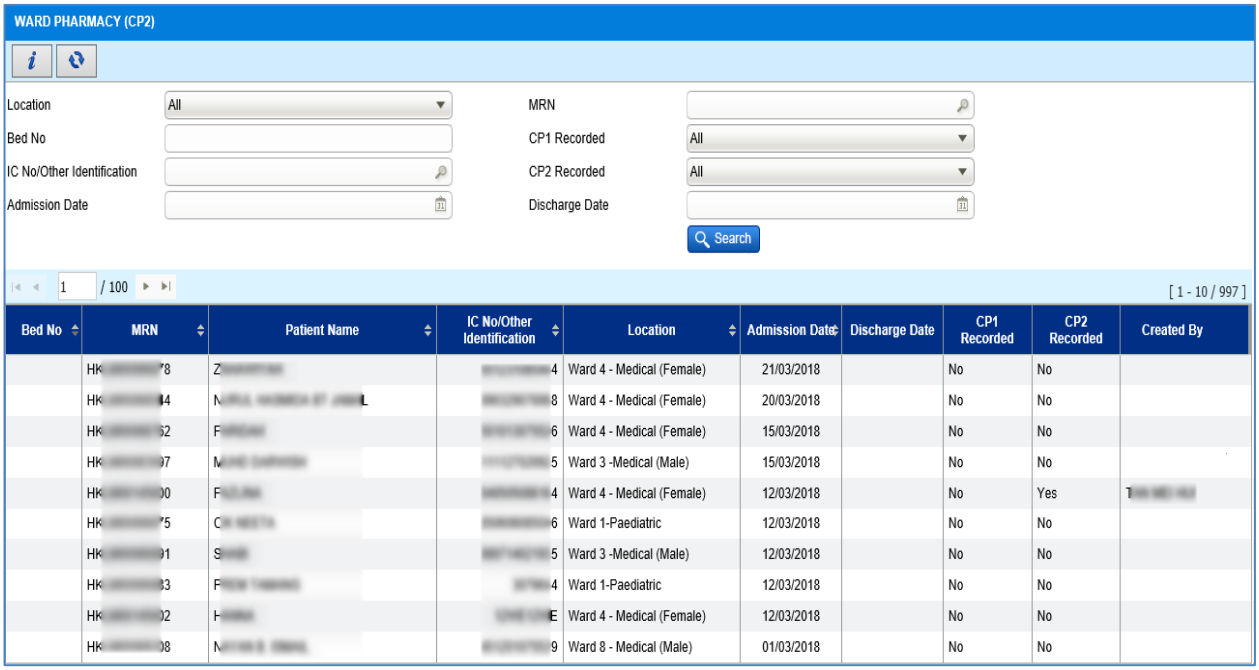

WP.SD1 – Ward Pharmacy Listing Screen

Notes

- Click on search button to search for the patient record
- Double click on patient record to add/ update patient ward pharmacy record
- By default system will display CP2 screen
- There will be a left menu with access to below module:
  - CP1
  - CP2
  - Daily Review
  - Vital Sign
  - I/O Chart
  - Lab Parameter
  - C&S
  - Pharmaceutical Care Issue
  - Drug Information
  - CP4

Cross References None

© 2011-2018 Pharmaniaga Logistics Sdn Bhd (PLSB)

3.1.3.1.2 Application Business Rules

No.	Name	Description
1.	Patient listing	Ward Pharmacy listing screen is displayed for user to select patient based on user's granted location and patient's visit location. By default, patient's record is displayed based on the visit type as below: i. Inpatient: Patient record is displayed until the patient discharge. ii. Daycare: Patient record is displayed until the patient discharge. iii. Emergency: Patient record is displayed until the patient discharge. System auto discharge after 24 hours.
2.	Refresh Listing	Click on the Refresh button to reset all searched records and searching criterias to default value.
3.	View search result in listing page	Columns in search result listing are displayed based on: i. Display patient bed no ii. MRN: Display patient MRN No. iii. Patient Name: Display patient registered name. iv. IC No/ Other identification: Display patient IC No or Other identification no as registered in patient management screen. v. Location: Display patient visit location vi. Admission date: Display patient admission date vii. Discharge date: Display patient discharged date viii. CP1 Recorded: Display 'Yes' if patient's CP1 is recorded ix. CP2 Recorded: Display 'Yes' if patient's CP2 is recorded x. Created By: Field will display all user (active and inactive) as per in Maintenance > Security > User Profile screen. Based on user login name

3.1.3.1.3 Input Validation Rules

No.	Name	Description	Mandatory	Format
1.	Location	By default, location is default to user's login location. The listed location values are based on the user's granted location as setup in User Profile screen.	Yes	Drop down list
2.	MRN	Medication order listing shall be retrieved from the database for all registered patients with visit based on matching MRN.	No	Text box
3.	Bed No	This field is free text with maximum 15 characters capacity.	No	Free text field
4.	CP1 Recorded	This field will show 3 types of value in drop down combo box with defaulted to 'All' • All • Yes • No	Yes	Drop down list

© 2011-2018 Pharmaniaga Logistics Sdn Bhd (PLSB)

5.	IC No/ Other Identification	User to enter free text value with maximum 100 characters.	No	Text field
6.	CP2 recorded	This field will show 3 types of value in drop down combo box with defaulted to 'All' • All • Yes • No	Yes	Drop down list
7.	Admission Date	User to select date from the calendar. Click on the calendar icon to display the calendar.	No	Calendar
8.	Discharged Date	User to select date from the calendar. Click on the calendar icon to display the calendar.	No	Calendar

© 2011-2018 Pharmaniaga Logistics Sdn Bhd (PLSB)

3.2 Ward Pharmacy Screen (CP2)

3.2.1 Purpose

This screen will allow user to record CP2 information for selected patient.

3.2.2 Screen Navigation Diagram

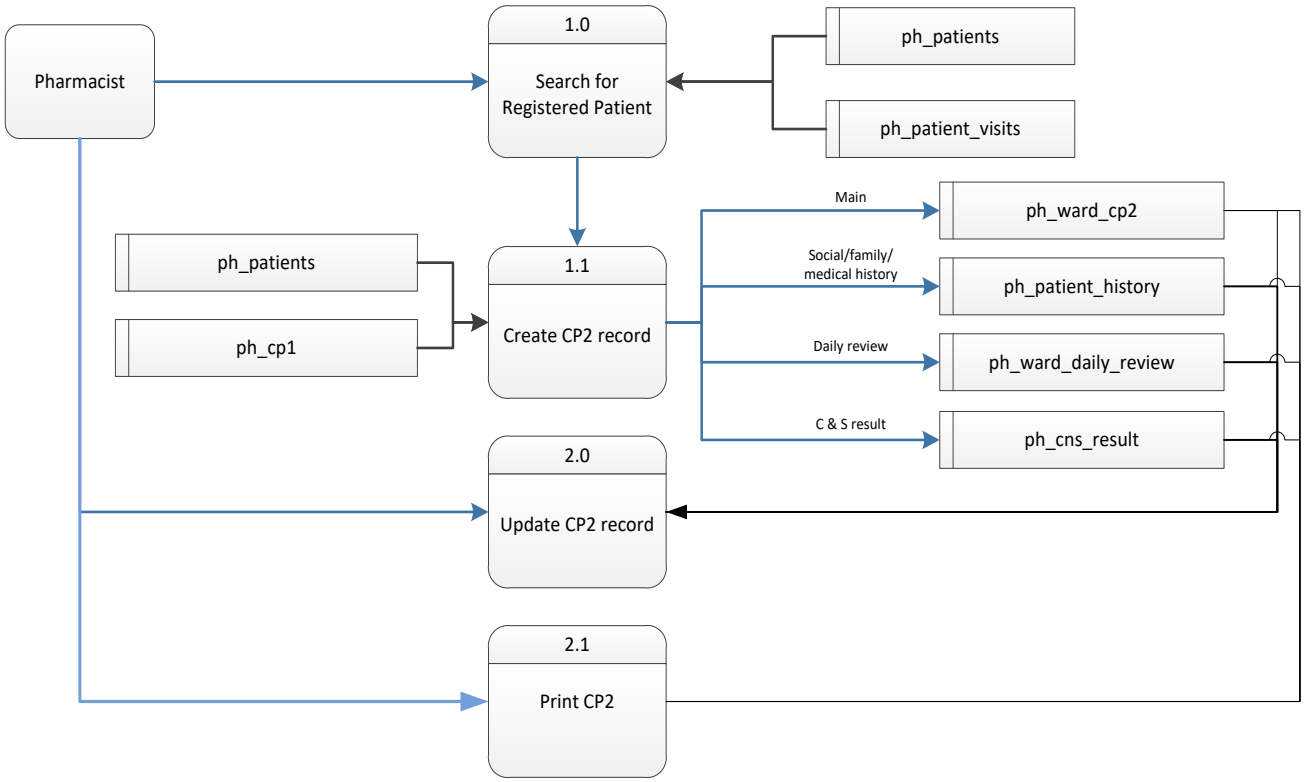

© 2011-2018 Pharmaniaga Logistics Sdn Bhd (PLSB)

3.2.3 Detail Functionality and Screen

3.2.3.1 Screen Design

ID	WP.SD2
Description	Record, Update and View Ward Pharmacy record

Diagram

i. Ward Pharmacy Screen

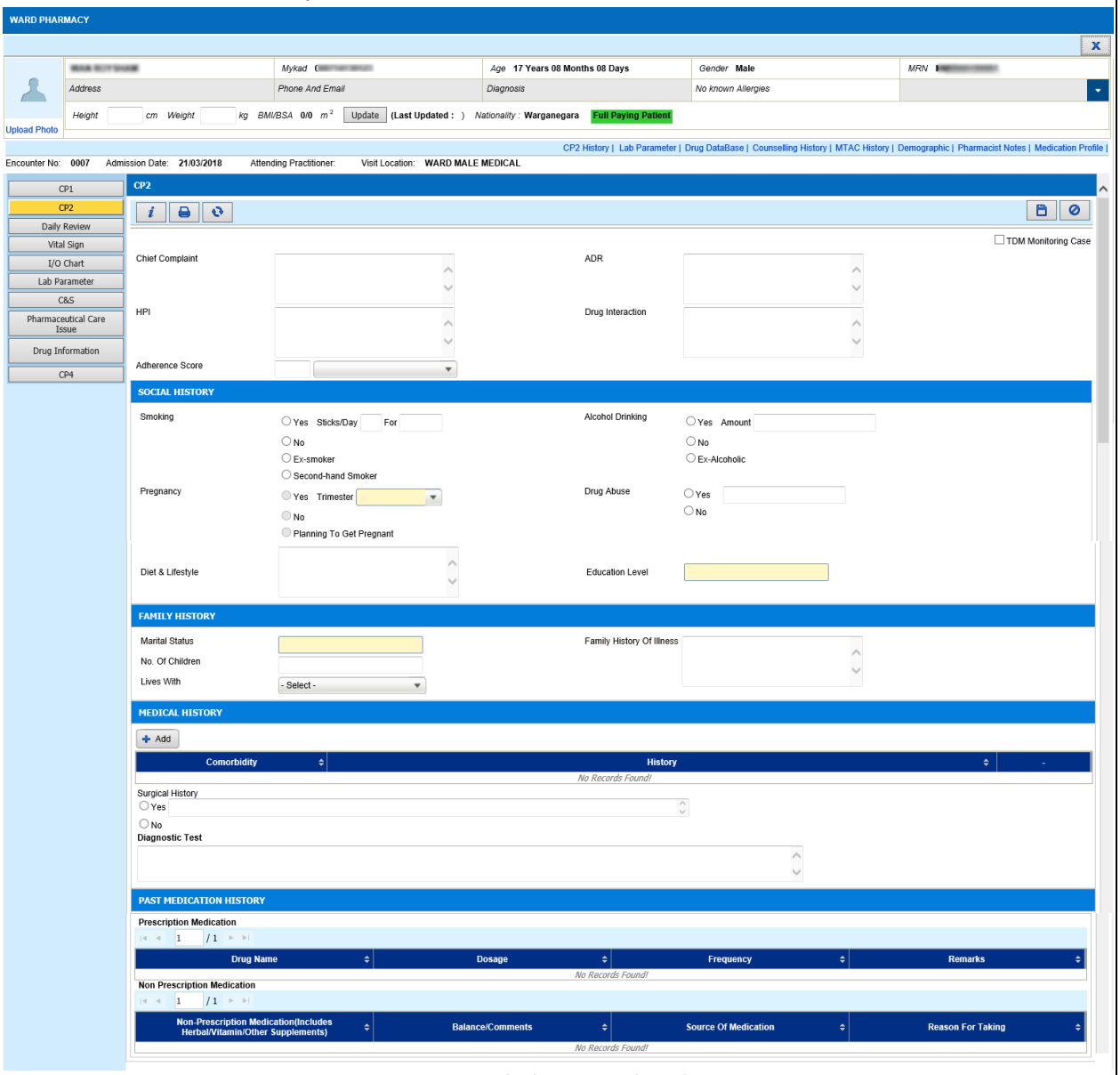

WP.SD1 – Ward Pharmacy (CP2) Screen

Notes	• By default will show CP2 screen • Click on 'Save' button to save the record. • Click on 'Print' button to print CP2 record.
Cross References	None

© 2011-2018 Pharmaniaga Logistics Sdn Bhd (PLSB)

3.2.3.2 Application Business Rules

No.	Name	Description
1.	Ward Pharmacy CP2	One patient can have only one record based on visit number.
2.	Patient Banner	Height and weight patient will default to patient visit info and can be update.

3.2.3.3 Input Validation Rules

No.	Name	Description	Mandatory	Format
Main Section				
1.	TDM Monitoring Case	TDM monitoring case is to be selected or deselected.	No	Check box
2.	Chief Complaint	Chief Complaint is free text with a capacity of 100 characters.	No	Text field
3.	HPI	HPI is free text with a capacity of 500 characters.	No	Text field
4.	ADR	ADR is free text with a capacity of 100 characters.	No	Text field
5.	Drug Interaction	Drug Interaction is free text with a capacity of 100 characters.	No	Text field
6.	Adherence Score	Free numbering column with allow two decimal and allow user to select the value from the drop down with value: • Adherence • No Adherence	No	Text field
Social History				
1.	Body Weight	A free numbering field with allow 1 decimal point	No	Text field
2.	Smoking	A value has to be selected from 4 available values: • Yes (If selected, shall allow to enter the Sticks/Day and Smoking For • No • Ex-Smoker Secondary smoker	No	Text field
3.	Smoking - Sticks/Day	Smoking -Sticks/Day only enable when smoking = 'Yes' This field is free text with a capacity of 2 integer	No	Text field
4.	Smoking -For	Smoking -Sticks/Day only enable when smoking = 'Yes' This field is free text with a capacity of 100	No	Text field

© 2011-2018 Pharmaniaga Logistics Sdn Bhd (PLSB)

		characters.		
5.	Pregnancy	A value has to be selected from 2 available values, Yes /No	No	Text field
6.	Pregnancy-Trimester	Pregnancy-Trimester is to be selected from the drop down list. Dropdown will be populated from lookup table where domain = "TRIMSTER" i. Trimester - Value setup as 1,2 and 3	No	Text field
7.	Diet & Lifestyle	Diet & Lifestyle is free text with a capacity of 100 characters.	No	Text field
8.	Alcohol Drinking	A value has to be selected from 2 available values, Yes /No	No	Text field
9.	Alcohol Drinking - Amount	Alcohol Drinking - Amount only enable when smoking = 'Yes' This field is free text with a capacity of 100 characters.	No	Text field
10.	Drug Abuse	A value has to be selected from 2 available values, Yes /No	No	Text field
11.	Drug Abuse - Remarks	Drug Abuse - Remarks only enable when smoking = 'Yes' This field is free text with a capacity of 100 characters.	No	Text field
12.	Education Level	Education Level auto displayed based on patient registration data. Field value cannot be edited.	No	Read-only
Family History				
13.	Marital Status	Marital Status Level auto displayed based on patient registration data. Field value cannot be edited.	No	Read-only
14.	No.of Children	No.of Children is to be entered in the text box. Maximum of 2 integer number.	No	Text field
15.	Lives With	Drop-down combo box with the following values: • Alone • Family members • Nursing home	No	Drop down list
16.	Family History of Illness	Family History of Illness is to be entered in the text box. Maximum of 100 characters capacity	No	Text field
Medical History				
17.	Co-morbidity	i. Drop down menu with History field (free text 500 characters) ii. The drop down value as below: • Hypertension • Diabetes Mellitus • Tuberculosis	No	Drop down list

© 2011-2018 Pharmaniaga Logistics Sdn Bhd (PLSB)

		• AF • Asthma • Hepatitis B • Hepatitis C • Heart Failure • ESRD • COPD • RVD • Others iii. Shall allow to add multiple records		
18.	Surgical History	Surgical history – radio-button selection is provided. One of the following values has to be selected: • Yes – a free-text field of 100 characters capacity will be provided for the user to input more information • No	No	Text field
19.	Diagnostic Test	User can field patient diagnostic test in free text field (free text 2000 characters)	No	Text field
Past Medication History				
20.	Medication (Specify Strength)	This field shall capture from CP1 record	No	Text field
21.	Original RX No	This field shall capture from CP1 record	No	Text field
22.	Order Details	This field shall capture from CP1 record	No	Text field
	Comments	This field shall capture from CP1 record	No	Text field
24.	Balance From Previous Supply	This field shall capture from CP1 record	No	Text field
25.	Medication Status	This field shall capture from CP1 record	No	Text field
26.	Source of Medication	This field shall capture from CP1 record	No	Text field

3.2.4 Integration

None

© 2011-2018 Pharmaniaga Logistics Sdn Bhd (PLSB)

3.3 Ward Pharmacy – Daily Review

3.3.1 Detail Functionality and Screen

3.3.1.1 Screen Design

ID	WP.SD6
Description	Ward Pharmacy – Daily Review

Diagram

i. Daily Review listing

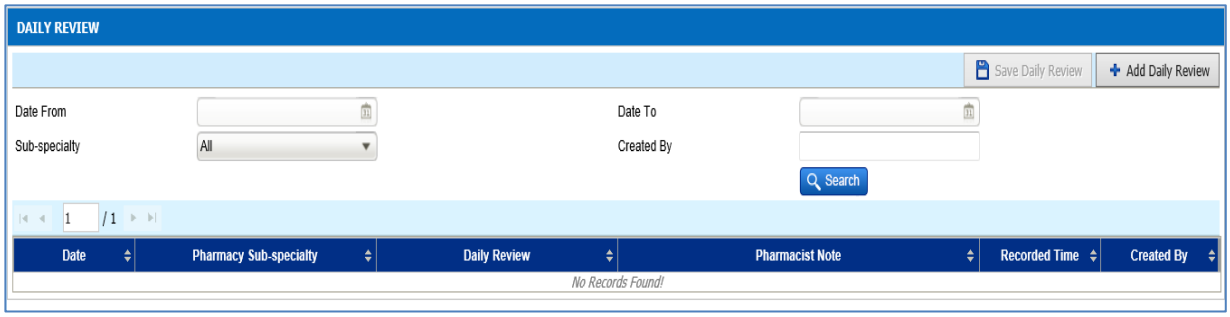

ii. Add daily Review

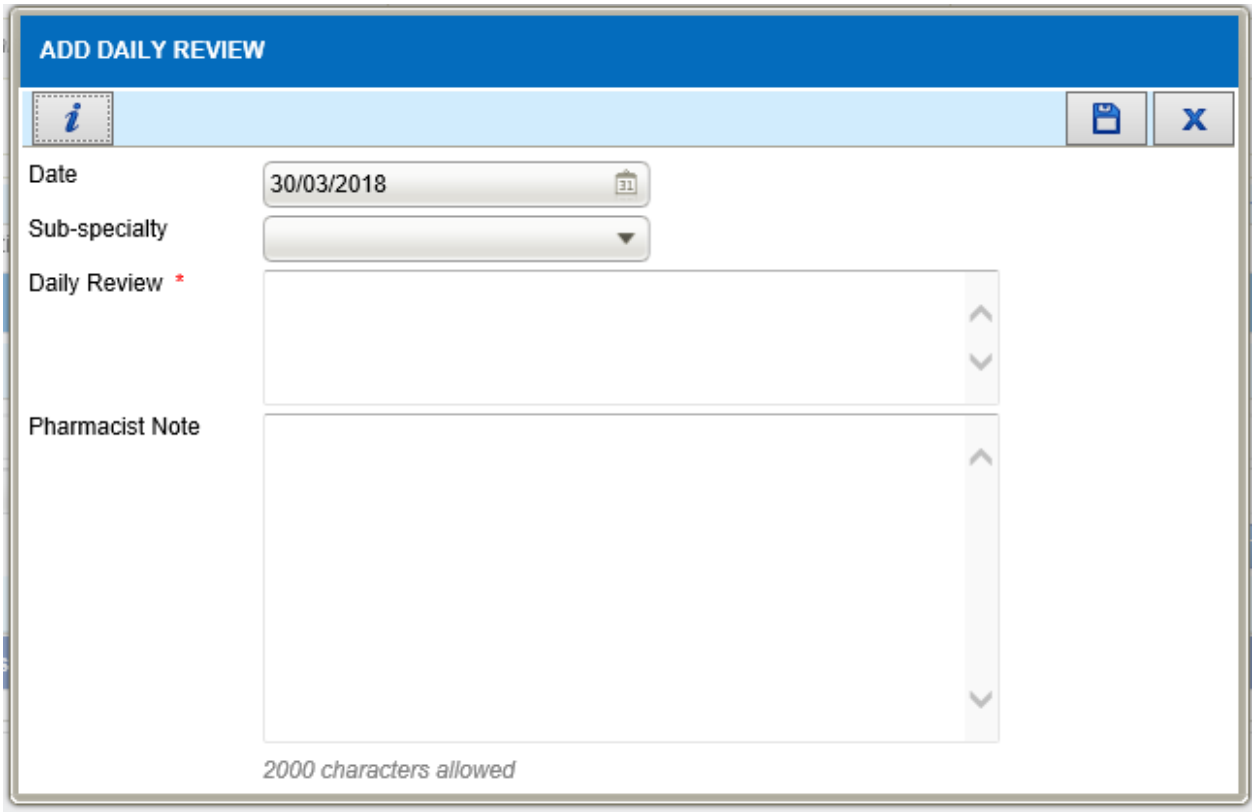

Notes	• Click on save button to save the record.
Cross References	None

© 2011-2018 Pharmaniaga Logistics Sdn Bhd (PLSB)

3.3.1.2 Application Business Rules

No.	Name	Description
1.	Record Daily Review	Daily review only can be added/ recorded after CP2 has been 'Save'
2.	Daily Review	CP2 record can have multiple daily reviews in one day

3.3.1.3 Input Validation Rules

No.	Name	Description	Mandatory	Format
1.	Date	Date to be selected from calendar control. Should be in dd/mm/yyyy format.	Yes	Calendar option
2.	Sub-specialty	Sub-specialty to be select from the dropdown combo box, value as below:	No	Drop down field
3.	Daily Review	Daily Review is free text with a capacity of 500 characters.	Yes	Text field
4.	Pharmacist Note	Pharmacist Note is free text with a capacity of 2000 characters.	No	Text field

3.3.2 Integration

None

© 2011-2018 Pharmaniaga Logistics Sdn Bhd (PLSB)

3.4 Ward Pharmacy – C&S

3.4.1 Detail Functionality and Screen

3.4.1.1 Screen Design

ID	WP.SD1
Description	Ward Pharmacy – C&S

Diagram

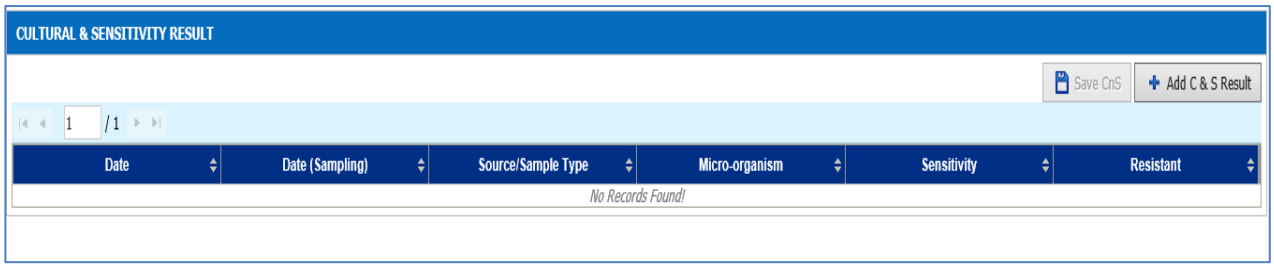

WP.SD1 – C&S Listing Screen

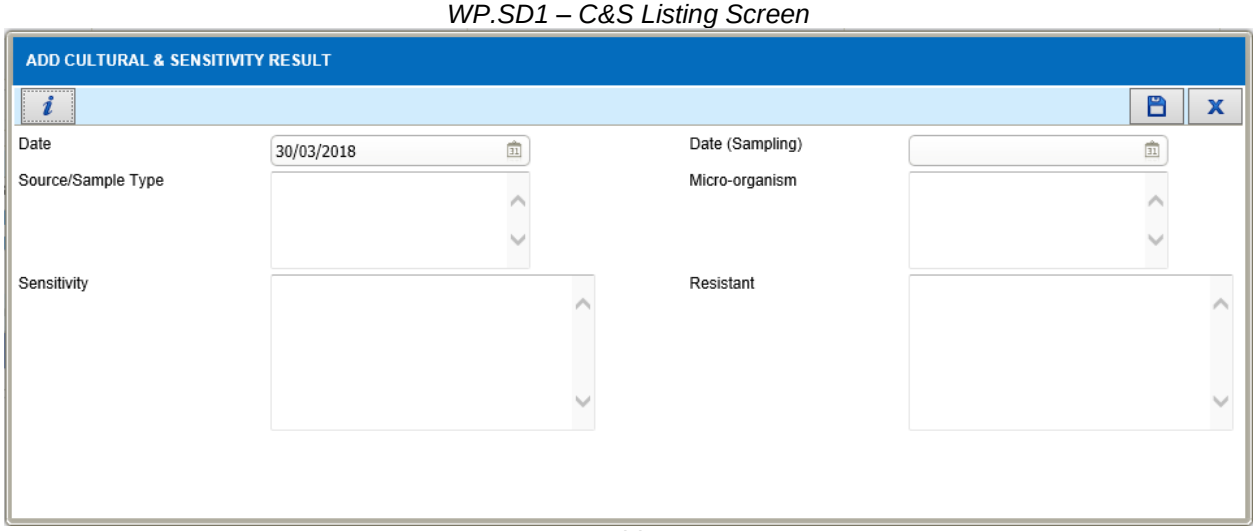

WP.SD1 – Add C&S Screen

Notes	• Click on save button to save the record.
Cross References	None

3.4.1.2 Application Business Rules

No.	Name	Description
1.	Record C&S	C&S only can be added/ recorded after CP2 has been 'Save'
2.	C&S	C&S can have multiple records in one day

3.4.1.3 Input Validation Rules

No.	Name	Description	Mandatory	Format
1.	Date	Date to be selected from calendar options. Should be in dd/mm/yyyy format. Allow backdated for 5	Yes	Calendar

© 2011-2018 Pharmaniaga Logistics Sdn Bhd (PLSB)

No.	Name	Description	Mandatory	Format
		days		
2.	Date (Sampling)	Date to be selected from calendar options. Should be in dd/mm/yyyy format. Allow backdated for 5 days	No	Calendar
3.	Source/ Sample Type	Source/ Sample is free text with a capacity of 100 characters.	No	Text field
4.	Micro-organism	Micro-organism is free text with a capacity of 100 characters.	No	Text field
5.	Sensitivity	Sensitivity is free text with a capacity of 300 characters.	No	Text field
6.	Resistant	Resistant is free text with a capacity of 300 characters.	No	Text field

3.4.2 Integration

None

© 2011-2018 Pharmaniaga Logistics Sdn Bhd (PLSB)

3.5 Ward Pharmacy – CP1

3.5.1 Purpose

This screen will allow user to record CP1 information for selected patient.

3.5.2 Screen Navigation Diagram

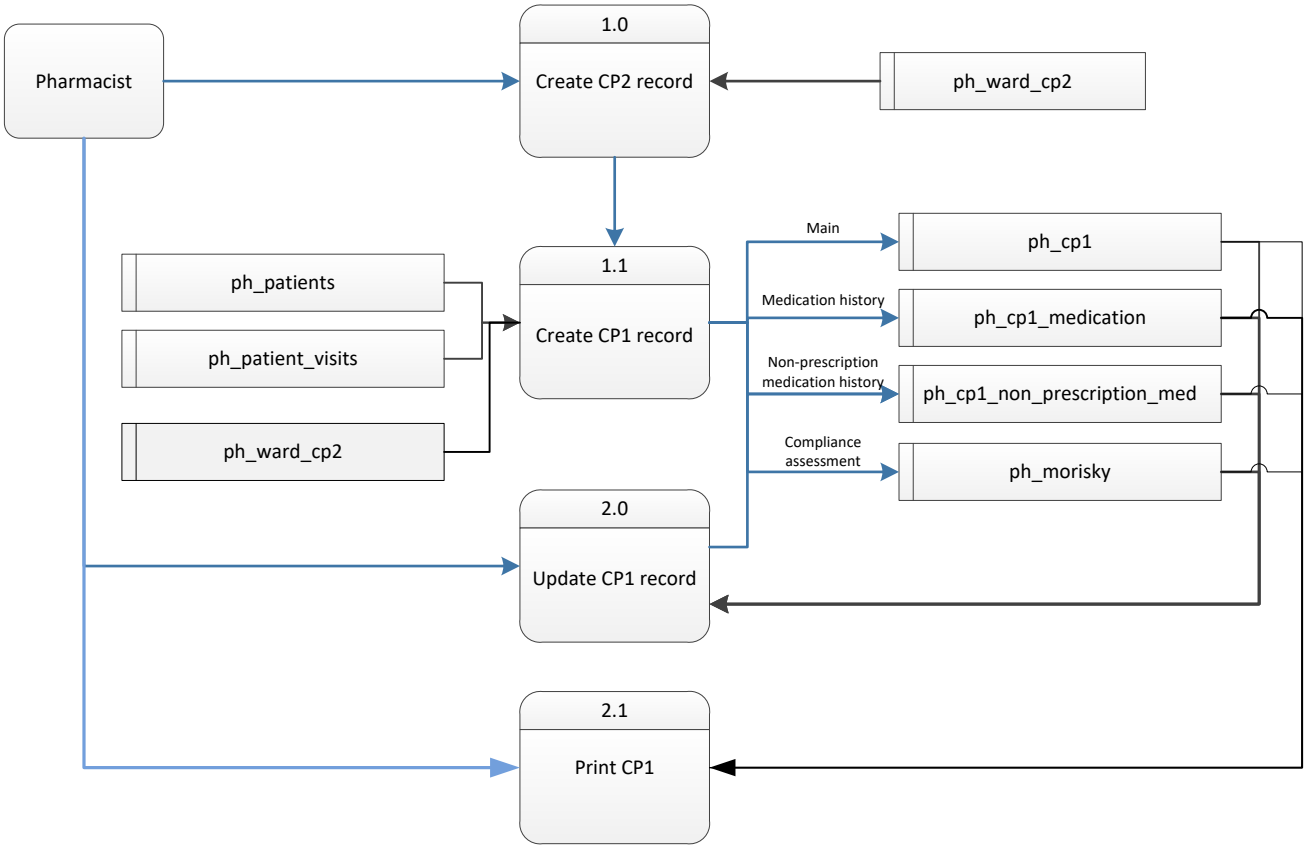

© 2011-2018 Pharmaniaga Logistics Sdn Bhd (PLSB)

3.5.3 Detail Functionality and Screen

3.5.3.1 Screen Design

ID	WP.SD6
Description	Ward Pharmacy – CP1

Diagram

i. CP1

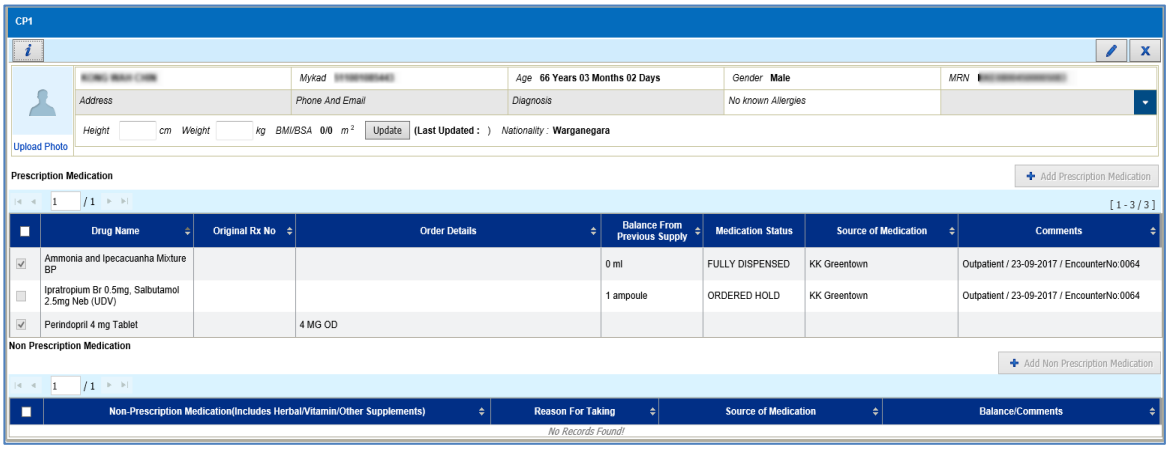

ii. Prescription medication – On click of add prescription medication button

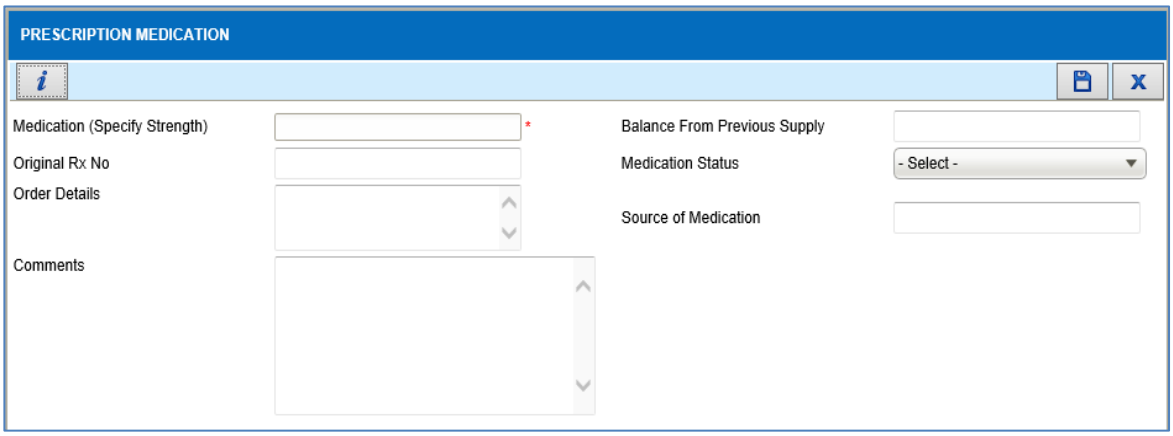

iii. Non prescription medication – on click of add non prescription medication

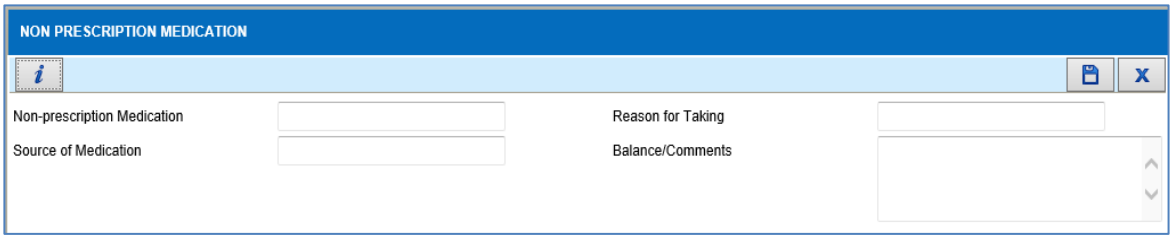

Notes	• Click on save button to save the record. • Click on delete button to delete the record.
Cross References	None

© 2011-2018 Pharmaniaga Logistics Sdn Bhd (PLSB)

3.5.3.2 Application Business Rules

No.	Name	Description

3.	Prescription Medication	• To display past medical drug history last visit from current hospital
		  ○ Inpatient - display discharge medication, if no discharge medication, display medication
		  ○ Outpatient - display medication
		  ○ To exclude if the drug status = Cancelled / Stop
		• User is allowed to add prescription medication
		• Provided check box to choose on the desired drug/prescription
		• Only checked Drug/ Prescription medication will be listed in the ward pharmacy reporting main screen and ward pharmacy printed form

4.	Non Prescription medication	• Non Prescription medication record will be display on MC reporting – Assessment • User is allowed to add prescription medication • Provided check box to choose on the desired drug/prescription • Only checked non Prescription medication will be listed in the ward pharmacy reporting main screen and ward pharmacy printed form

3.5.3.3 Input Validation Rules

No.	Name	Description	Mandatory	Format
		Prescription Medication		
7.	Medication (Specify Strength)	Medication (Specify Strength) is to be search in the text box. Data is pull from drug master.	Yes	Searching Field
8.	Original RX No	Original Rx No to be entered in the text box. Maximum of 20 characters capacity	No	Text Field
9.	Order Details	An order detail is to be entered in the text box. Maximum of 100 characters capacity	No	Text Field
10.	Comments	Comments are to be entered in the text box. Maximum of 500 characters capacity	No	Text Field
11.	Balance From Previous Supply	Balance From Previous Supply is to be entered in the text box. Maximum of 100 characters capacity	No	Text Field
12.	Medication Status	Medication Status is to be selected from the drop down list. Dropdown will be populated from lookup table where domain = "MEDICATION_STATUS" i. Medication Status - This field will show all data in a combo box based on the	No	Drop Down List

© 2011-2018 Pharmaniaga Logistics Sdn Bhd (PLSB)

No.	Name	Description	Mandatory	Format
		"MEDICATION_STATUS" values configured in the lookup table.		
13.	Source of Medication	Source of Medication is to be entered in the text box. Maximum of 100 characters capacity	No	Text Field
Non- Prescription Medication				
1.	Non-prescription Medication	Non-prescription Medication is to be entered in the text box. Maximum of 100 characters capacity.	No	Text Field
2.	Source of Medication	Source of Medication is to be entered in the text box. Maximum of 100 characters capacity.	No	Text Field
3.	Reason for Taking	Reason for Taking is to be entered in the text box. Maximum of 100 characters capacity.	No	Text Field
4.	Balance/Comments	Balance/Comments is to be entered in the text box. Maximum of 100 characters capacity.	No	Text Field

3.5.4 Integration

None

© 2011-2018 Pharmaniaga Logistics Sdn Bhd (PLSB)

3.6 Ward Pharmacy – CP4

3.6.1 Purpose

This screen will allow user to record CP4 and CP4 Methadone information for selected patient.

3.6.2 Screen Navigation Diagram

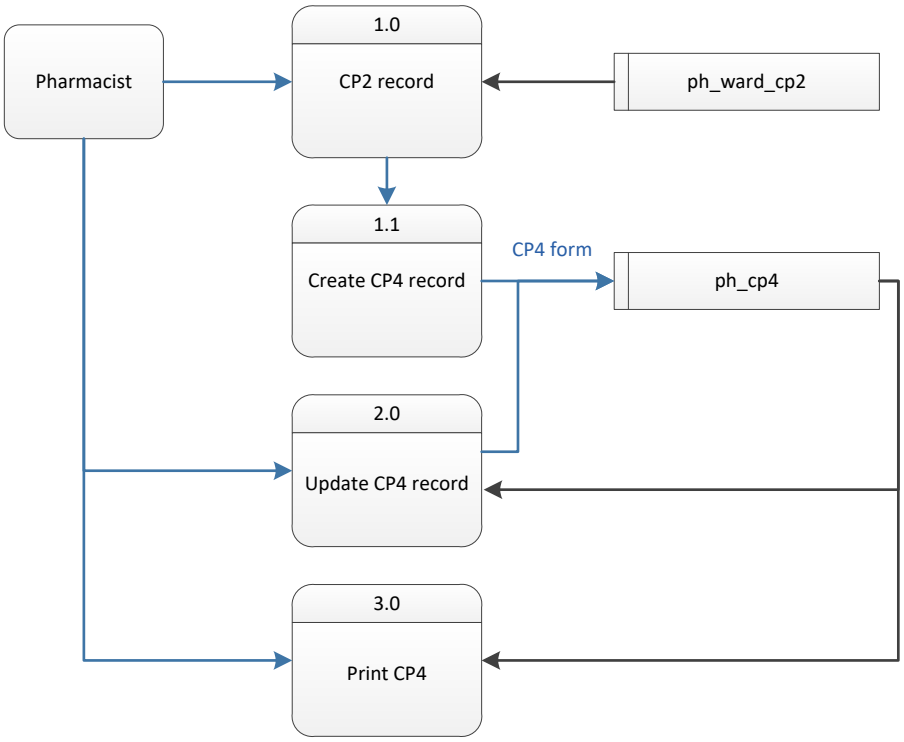

© 2011-2018 Pharmaniaga Logistics Sdn Bhd (PLSB)

3.6.3 Detail Functionality and Screen

3.6.3.1 Screen Design

ID	WP.SD7
Description	Ward Pharmacy – CP4

Diagram

i. CP4

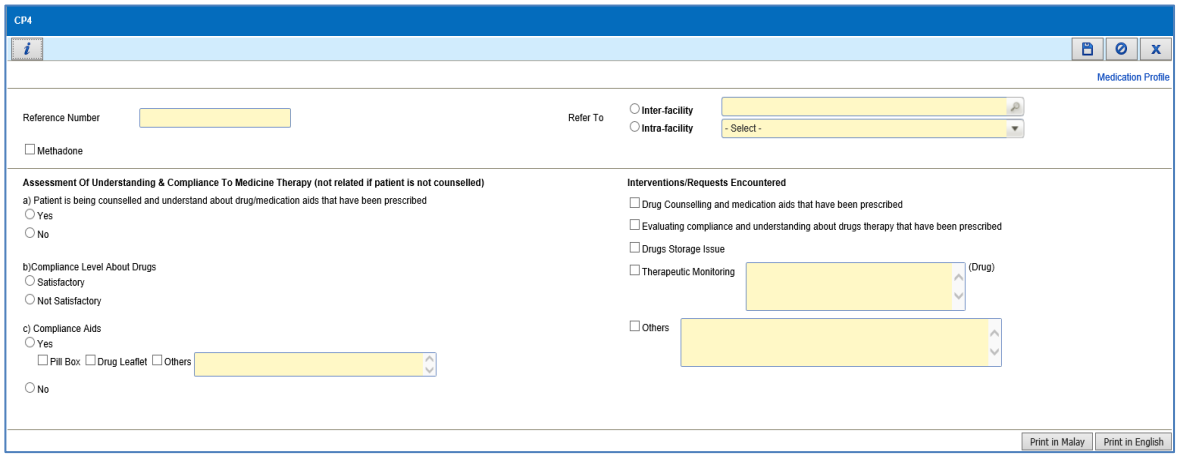

ii. CP4 Methadone

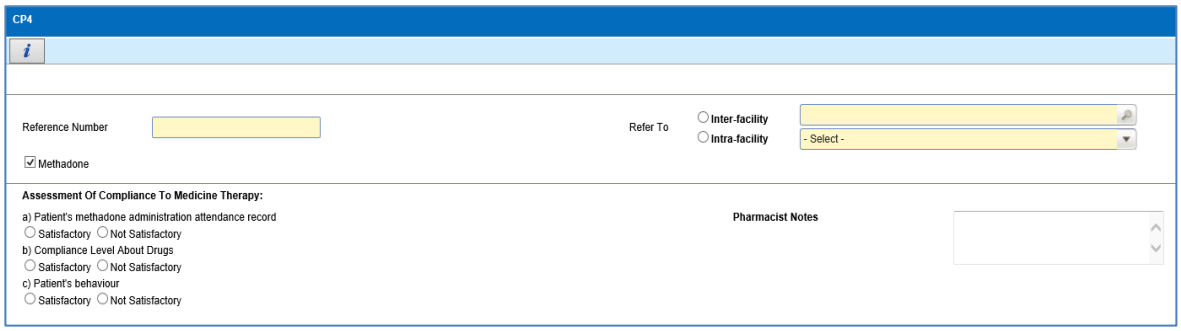

Notes	• Click on save button to save the record. • Click on delete button to delete the record.
Cross References	None

3.6.3.2 Application Business Rules

None

3.6.3.3 Input Validation Rules

No.	Name	Description	Mandatory	Format

© 2011-2018 Pharmaniaga Logistics Sdn Bhd (PLSB)

No.	Name	Description	Mandatory	Format
CP4				
1.	Reference Number	Reference Number is auto generated. This field is not editable. Format – CP4/running number (based on facility)	No	Searching Field
2.	Refer To	Radio button option of : • Inter-facility - Data is pull from external facility master. • Intra-facility – Data is pull from department master	No	Radio button
3.	Methadone	Methadone is to be selected or deselected.	No	Check box
4.	Question a	A value has to be selected from 2 available values, Yes /No	No	Radio button
5.	Question b	A value has to be selected from 2 available values, Satisfied /Non Satisfied	No	Radio button
6.	Question c	A value has to be selected from 4 available values, Pill box /Drug Leaflet/Others No. If select NO, all other selection will be deselected. If select value other than NO, NO value will be auto deselected	No	Radio button
7.	Interventions /Requests Encountered	Check box available for below value: • Drug Counselling and medication aids that have been prescribed • Evaluating compliance and understanding about drugs therapy that have been prescribed • Drugs Storage Issue • Therapeutic Drug Monitoring (if checked, free text field available with 100 maximum characters) • Others (if checked, free text field available with 200 maximum characters)	No	Check Box
CP4 Methadone				
1.	Patient's methadone administration attendance record	This question is associated with radio-button option of the following: • Satisfactory • Non Satisfactory	No	Radio button
2.	Compliance Level About Drugs	This question is associated with radio-button option of the following: • Satisfactory • Non Satisfactory	No	Radio button

© 2011-2018 Pharmaniaga Logistics Sdn Bhd (PLSB)

No.	Name	Description	Mandatory	Format
3.	Patient's behaviour	This question is associated with radio-button option of the following: • Satisfactory • Non Satisfactory	No	Radio button
4.	Pharmacist Note	Pharmacist Note is to be entered in the text box. Maximum of 100 characters capacity.	No	Text Field

3.6.4 Integration

None

© 2011-2018 Pharmaniaga Logistics Sdn Bhd (PLSB)

3.7 Ward Pharmacy – Pharmaceutical Care Issue

3.7.1 Purpose

'Pharmaceutical care issues' identified by pharmacists in patients with diabetes, hypertension or hyperlipidemia in primary care settings. PhIS provides user to fill in patient's Prescribed Medication Related Issues and Others Issues (Intervention) in the system.

3.7.2 Screen Navigation Diagram

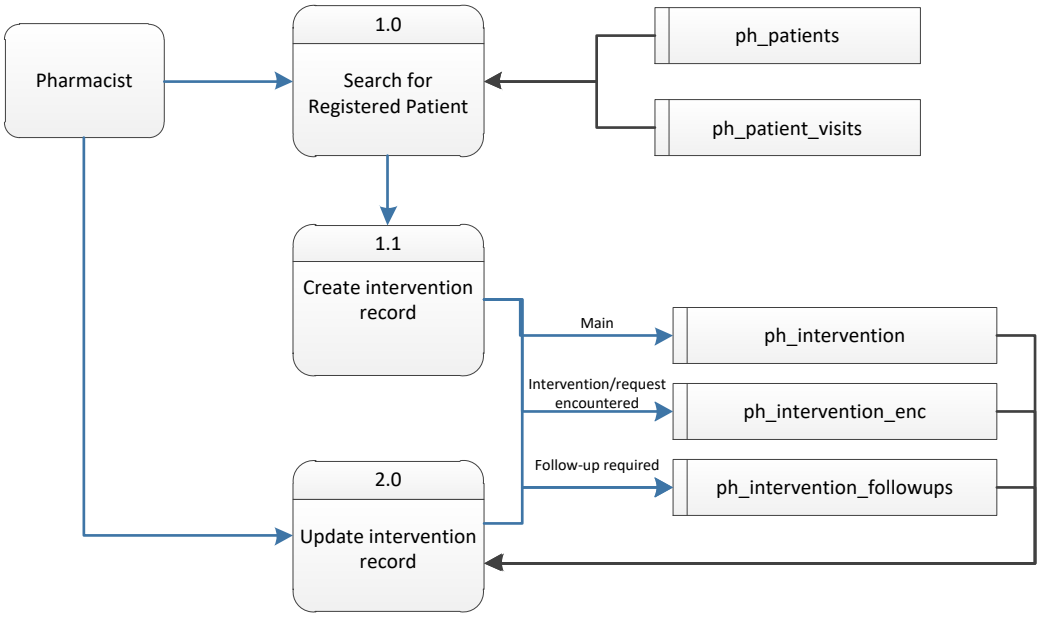

3.7.3 Detail Functionality and Screen

3.7.3.1 Prescribed Medication Related Issue

3.7.3.1.1 Screen Design

ID	PCIM.SD1
Description	Prescribed Medication Related Issues

Diagram

i. Prescribed Medication Related Issues

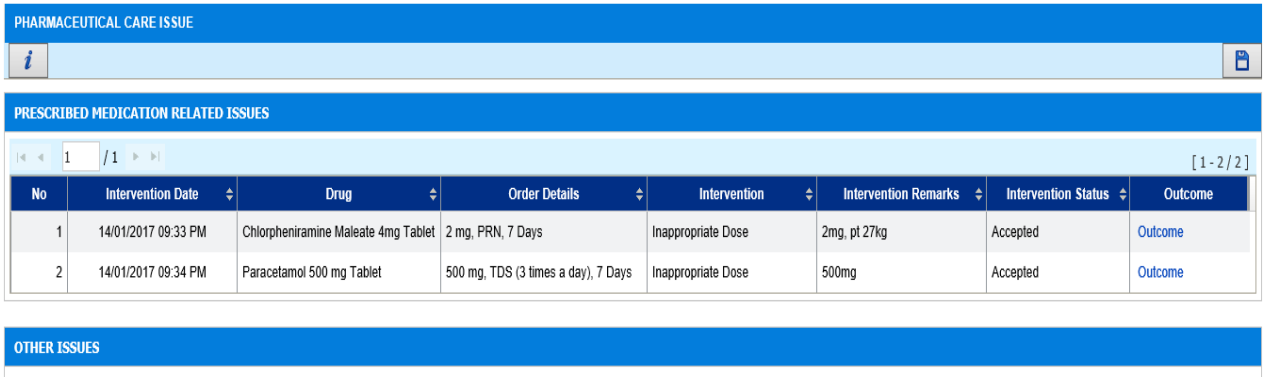

No	Intervention Date	Drug	Order Details	Intervention	Intervention Remarks	Intervention Status	Outcome
1	14/01/2017 09:33 PM	Chlorpheniramine Maleate 4mg Tablet	2 mg, PRN, 7 Days	Inappropriate Dose	2mg, pt 27kg	Accepted	Outcome
2	14/01/2017 09:34 PM	Paracetamol 500 mg Tablet	500 mg, TDS (3 times a day), 7 Days	Inappropriate Dose	500mg	Accepted	Outcome

ii. Add Outcome for Prescribed Medication Related Issues

© 2011-2018 Pharmaniaga Logistics Sdn Bhd (PLSB)

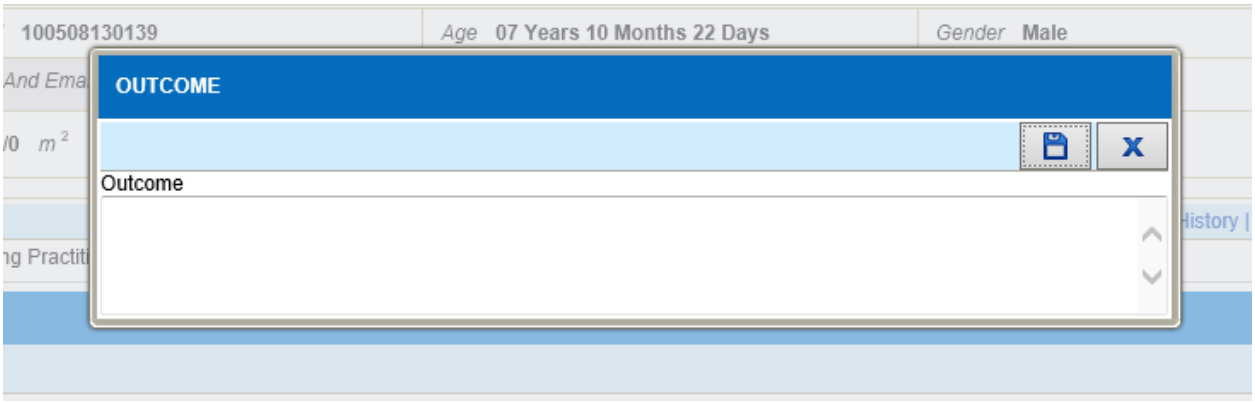

Notes	• Click on save button to save new record • Outcome record will be display based on Intervention Record
Cross References	None

3.7.3.1.2 Application Business Rules

No.	Name	Description
1.	Prescribed Medication Related Issue	Prescribed Medication Related Issue will display all intervention information (order details, intervention reason, intervention status) done from normal order module and special order module. Outcome of the intervention will be record in Ward Pharmacy module
2.	Others Issues - Intervention	Intervention done in ward will be record manually

3.7.3.1.3 Input Validation Rules

No.	Name	Description	Mandatory	Format
1.	No.	No. is auto generated based on running number. This field is not editable.	No	Auto captured
2.	Intervention Date	Intervention Date should be display based on date of Intervention done in dispensing level	No	Auto captured
3.	Drug	Drug auto displayed based on intervention record normal and special order. Drug name description will be display. This field is not editable.	No	Auto captured
4.	Other Details	Other Details auto displayed based on intervention record normal and special order. This field is not editable. Format : Dosage, Frequency, Duration	No	Auto captured

© 2011-2018 Pharmaniaga Logistics Sdn Bhd (PLSB)

5.	Intervention	Intervention auto displayed based on intervention reason description in normal and special order intervention record. This field is not editable.	No	Auto captured
6.	Intervention Status	Intervention Status auto displayed based on intervention record normal and special order. Value to be display are accepted or not accepted This field is not editable.	No	Auto captured
7.	Outcome	Outcome is to be entered in the text box. Maximum of 100 characters capacity.	No	Text Field

3.7.3.2 Other Issues – Intervention

3.7.3.2.1 Screen Design

ID	PCIOI.SD1
Description	Others Issues - Intervention
Diagram	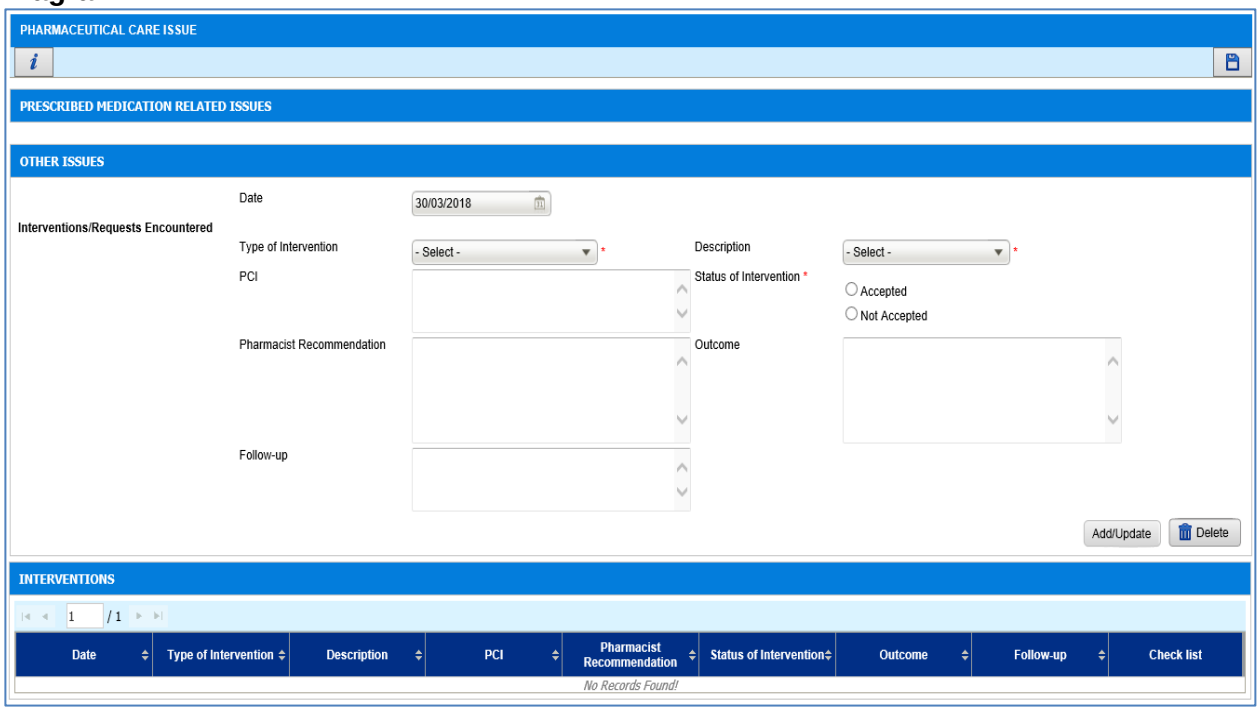
Notes	• Click on add/update button to add record • Others Issues Record will be display in 'Interventions' table • Double click on existing record to update the record • Click on delete button to delete record
Cross References	None

© 2011-2018 Pharmaniaga Logistics Sdn Bhd (PLSB)

3.7.3.2.2 Application Business Rules

None

3.7.3.2.3 Input Validation Rules

No.	Name	Description	Mandatory	Format
1.	Date	Date will be default to current date. It will be in dd/mm/yyyy format.	Yes	Calendar
2.	Type Of Intervention	Type Of Intervention is to be selected from the drop down list.	Yes	Drop down list
3.	Description	Description is to be selected from the drop down list	Yes	Drop down list
4.	PCI	PCI is to be entered in the text box. Maximum of 100 characters capacity.	No	Text Field
5.	Status of Intervention	A value has to be selected from 2 available values, Accepted/Not Accepted	Yes	Radio button
6.	Pharmacist Recommendation	Pharmacist Recommendation is to be entered in the text box. Maximum of 250 characters capacity.	No	Text Field
7.	Outcome	Outcome is to be entered in the text box. Maximum of 100 characters capacity.	No	Text Field
8.	Follow-Up	Follow-Up is to be entered in the text box. Maximum of 100 characters capacity.	No	Text Field
9.	Checklist	Checklist is to be selected or deselected.	No	Check box

3.7.4 Integration

No Integration

© 2011-2018 Pharmaniaga Logistics Sdn Bhd (PLSB)

4. References

Document	Description/ Expansion
PHIS_CPS_URS_WP_v1.3	User Requirement Specification document for Ward Pharmacy module

5. Acronyms

Item	Description
CT Scan	Computed Tomography scan
HPI	History of Presenting Illness
C&S	Culture and Sensitivity
PMHx	Patient Medical History
OGDS	Oesophago-gastric-duodeno-scopy
CP	Clinical Pharmacy
PCI	Pharmaceutical Care Issue
CP 1- CP 4 Form	Clinical Pharmacy 1 - 4
PDF	Portable Document Format

6. Appendix

© 2011-2018 Pharmaniaga Logistics Sdn Bhd (PLSB)