Summary of Ticket Number and Requests for Inventory – Recommended Purchase List

No.	Ticket	Description	Summary of Changes	Solution
1.	I-PhIS013 525316S	**RPL - No "save/update" button for confirmation** This is to report regarding the RPL page. Upon successfully generate a list of RPL and Approved, We would need to confirm/cancel (by ticking the box) the items that had been proposed to procure in the RPL page before saving for EPO. Let say there are 40 items to be procured and the list project up to 4 pages. 1st problem: When I tick the confirm check box on first page (before press button "save") and navigate to the next page to tick all confirm check box. When I navigate back to first page, all the ticked check boxes were missing (not ticked). 2nd problem: Subsequent from first problem, I ticked all item in first page then press "save" button. Then I navigate to the 2nd page to check the remaining, but the "save" button went missing. I have to click the "close – X" button, and there will be a pop up to confirm changes. From there, I made changes instead of pressing the "save" button that went missing after the first click. ** Conclusion – Please check on the page and please add "save" button to all pages of RPL in order to save the changes/updates.	1. To remain checkbox if navigate to next/previous page before save 2. Unable to save EPO once navigate to next page	1. To remain checkbox selected in current page if user navigate to next/prev page 2. To display save button after saved 1st page
2.	I-PhIS013 528616S	**RPL- Request to show available quantity in PKU** User requested, when generate RPL, quantity available will show in PKU.	Display Qty Available in PKU	To add default item function and display PKU values based on the default item.
3.	I-PhIS015 757716S	**Recommended Purchase List (RPL) - Request to add column in PDF Report** User request to add 3 column in PDF Report for Recommended Purchase List (screen) in order for her to order item if the budget is not enough. Column to add: 1)APPL Code 2)PKU 3)Packaging Description	Add columns in report: 1)APPL Code 2)PKU 3)Packaging Description	

No.	Ticket	Description	Summary of Changes	Solution
4.	I-PhIS017 788417S	**Request to change RPL from SKU to PKU** User request to be able to change the uom at RPL screen from SKU to PKU. Currently RPL screen is default to SKU	To allow change UOM to PKU	
5.	I-PhIS018 222017S	**RPL- Request to change request quantity to PKU** User request to change request quantity to PKU after the RPL have been generated. Currently, system show request quantity by SKU. User request due to when want to make purchasing, using will purchase by PKU	Request Qty to display in PKU	
6.	I-PhIS018 375317S	**RPL - Request EPO No as default in Electronic Purchase Order (EPO) Report.** - User request EPO NO. to be default in EPO Report instead of RPL No.	To display 'EPO No' in RPL report	To display EPO status (Used/Open) in EPO Detail/Information screen.
7.	I-PhIS018 818717S	**RPL - Request able to generate without no budget allocate** User request able to generate RPL even there has no budget allocated. Current system, RPL able to generate once budget has been allocated.	To allow generate RPL even there is no budget allocated.	To not have checking for budget balance in any scenario in RPL
8.	I-PhIS018 676117S	**RPL - RPL boleh dijana walaupun masih belum ada peruntukan** Mohon jadikan supaya RPL boleh dijana walaupun masih belum ada peruntukan. Alasan: Kebiasaannya peruntukan akan diterima hospital pada minggu ketiga Januari. Sebelum peruntukan diterima, perancangan pembelian akan dilakukan terlebih dahulu. Ini akan menjadi masalah kerana perancangan pembelian bergantung kepada Request Purchase List. Masalah: Request Purchase List tidak dapat dijana pada awal tahun jika peruntukan masih belum dimasukkan dalam sistem PHIS.	To allow generate RPL even there is no budget allocated.	
9.	I-PhIS019 196517S	**Request change formula for RPL** Receive email from Encik Adam request to amend formulation for RPL; RPL generation is not based on budget balance. RPL can be generated with or without budget in facility.	To allow generate RPL even there is no budget allocated.	
10.	I-PhIS015 177116S	**Requests in RPL module** 1. To add "Receive QTY" in the listing page. The Receive QTY is "Total received QTY up to today" 2. Able to export to Microsoft excel 3. Auto update buffer level, min/max and item code	1. To add 'Receive Qty' 2. Able to export to excel 3. Auto update buffer level, min/max and item code	Support only to allow export RPL list to excel. The remaining request (No 1 and 3) is rejected.

No.	Ticket	Description	Summary of Changes	Solution
11.	I-PhIS019 932017S	**RPL - Button export to excel not appear** User reported button export to excel not appear when user generate report. User informed previous version (1.4.1.6) have export to excel button.	To allow export to excel	To allow to have 'Export to Excel' function.
12.	I-PhIS019 050817S	**Request - to enable excel format for recommend purchase list** User requested to enable excel format for recommend purchase list module as user inform new version 1.5 user unable to export to excel, user request to enable the excel format as a guideline for user in RPL to user make any note as if in PDF, user unable to edit the RPL specially for LP and contract purchase.		
13.	I-PhIS020 181517S	**Request to enable button export to excel at screen RPL** User reported user generate RPL. Data in PDF appear but button for Generate to Excel not appear. User request to enable button export to excel as user need filter the item before purchase.		
14.	I-PhIS019 383817S	**Request Recommended Purchase List Report - button export to excel format** Receive email from user request at Recommended Purchase List Report to have button export to excel format.		
15.	I-PhIS019 925417S	**RPL - Button export to excel not appear** User reported button export to excel not appear when user generate report. User informed previous version (1.4.1.6) have export to excel button.		

Function Flow	Recommended Purchase List in current Version 1.8	Recommended Purchase List in new Version 2.0
1. Main Screen Layout	• Create new RPL record; proceed to 'Generate RPL' or 'Add Item'. Once already 'Generate RPL' or 'Add Item', view the 'Item List' in main RPL screen: APPL 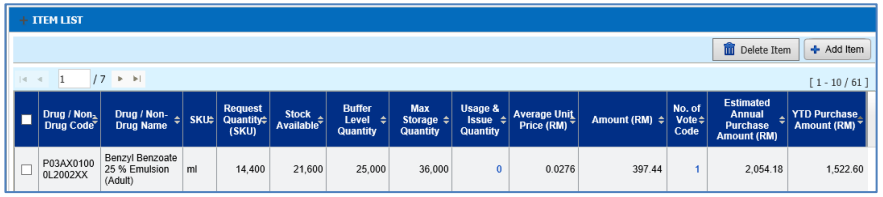 LP 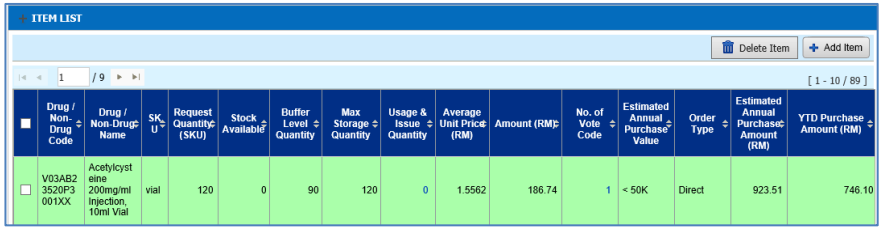 Contract 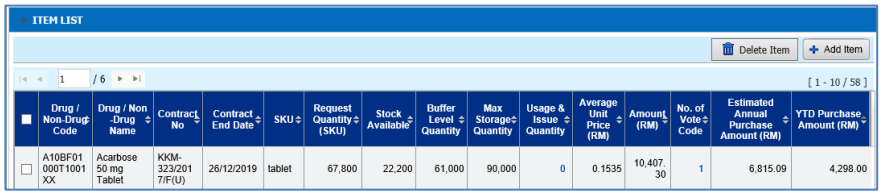	• Create new RPL record; proceed to 'Generate RPL' or 'Add Item'. Once already 'Generate RPL' or 'Add Item', view the 'Item List' in main RPL screen. New columns added and some columns renamed: APPL 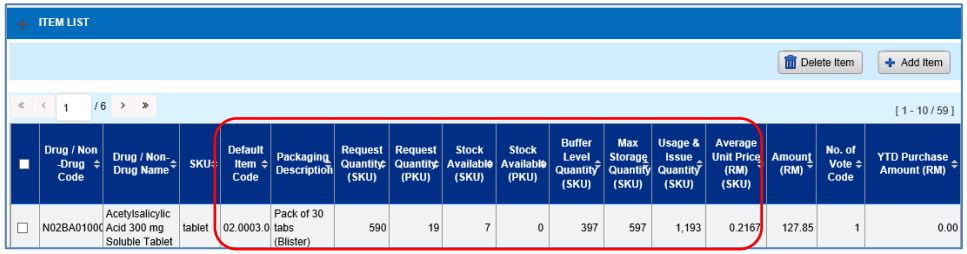 LP 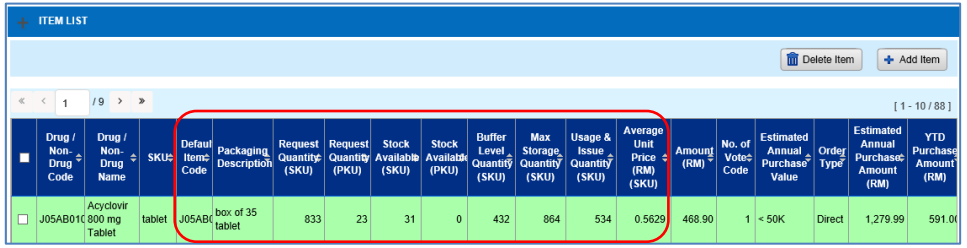 Contract 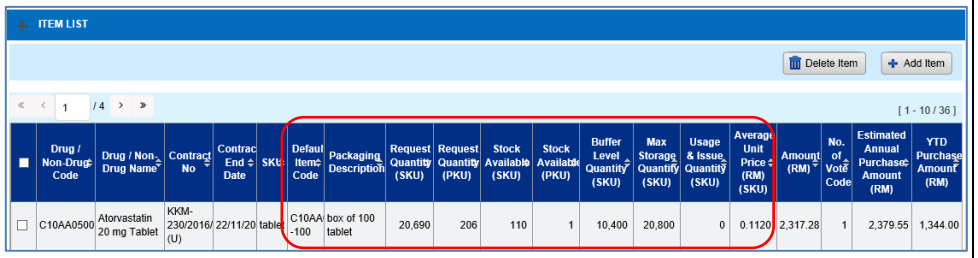

<table>
<tr><th>Function Flow</th><th>Recommended Purchase List in current Version 1.8</th><th>Recommended Purchase List in new Version 2.0</th></tr>
<tr><td></td><td></td><td>

- Details for each added/renamed columns are as below:

<table>
<tr><th>No</th><th>Column</th><th>Description</th></tr>
<tr><td>1.</td><td>Default Item Code</td><td>When using ‘Generate RPL’, display the default item as per setup in Item/Product Buffer Level.
When using ‘Add Item’, display the default item as per selected in ‘Default Item Code’ field.</td></tr>
<tr><td>2.</td><td>Packaging Description</td><td>Display based on the ‘Default Item Code.</td></tr>
<tr><td>3.</td><td>Request Quantity (SKU)</td><td>Display calculated value (no changes on formula).
Request Qty = Max Storage Qty – Available Qty</td></tr>
<tr><td>4.</td><td>Request Quantity (PKU)</td><td>Calculated based on ‘Request Quantity (SKU)’ divide default item conversion factor, always round up to next integer.</td></tr>
<tr><td>5.</td><td>Stock Available (SKU)</td><td>Display stock available in SKU.</td></tr>
<tr><td>6.</td><td>Stock Available (PKU)</td><td>Calculated based on ‘Request Quantity (SKU) divide default item conversion factor, always round down to current integer.</td></tr>
<tr><td>7.</td><td>Buffer Level Quantity (SKU)</td><td rowspan="3">Added ‘(SKU)’ in column name.</td></tr>
<tr><td>8.</td><td>Max Storage Quantity (SKU)</td></tr>
<tr><td>9.</td><td>Usage & Issue Quantity (SKU)</td></tr>
</table>

</td></tr>
</table>

Function Flow	Recommended Purchase List in current Version 1.8	Recommended Purchase List in new Version 2.0
2. Add Item screen layout	• Create new record, click on 'Add Item' button, screen layout is displayed as below:	• Create new record, click on 'Add Item' button, screen layout is displayed as below: 1. New 'Default Item' and 'Packaging Description' fields added. 2. Display value in PKU (based on the selected default item) for: ○ UOM, Total Request Quantity, Available Quantity, Max Storage Quantity, Usage Quantity, Buffer Level Quantity, Request Quantity 3. Previously add item, edit item and add vote screens are combined in one screen.

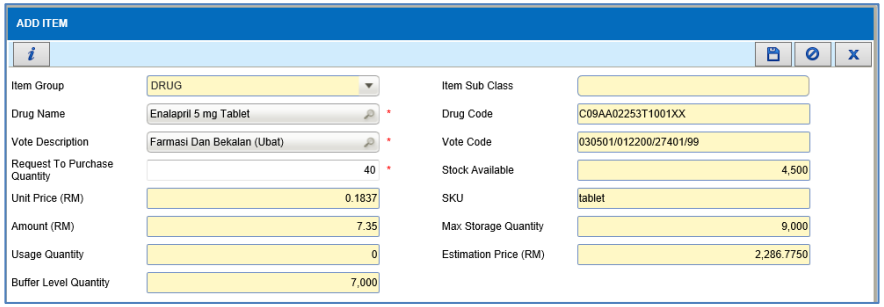

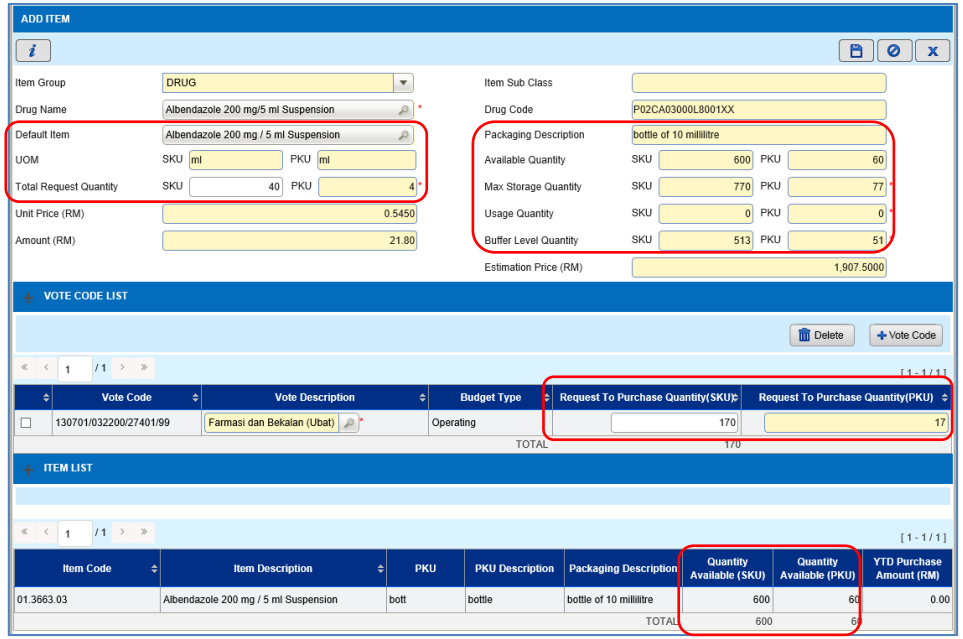

Function Flow	Recommended Purchase List in current Version 1.8	Recommended Purchase List in new Version 2.0

- Once item added (Manually add or by Generate RPL), double click on the item list to edit details and screen is displayed as below:

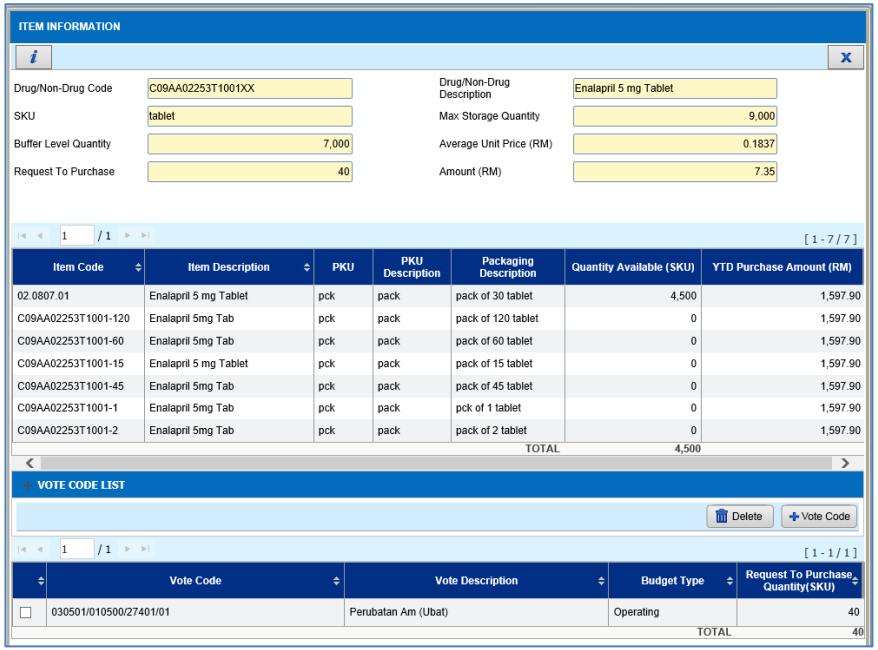

- To add vote code, click on the '+ Vote Code' button and pop up screen as below is displayed:

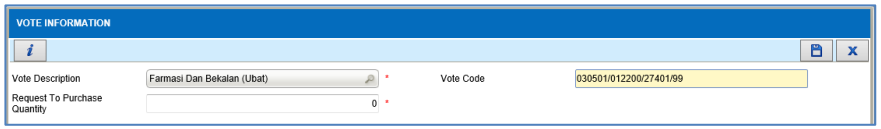

No	Column	Description
1.	Default Item	• Display the default item as per setup in Item/Product Buffer Level (For APPL & LP). • Able to change to any item (active/inactive) based on the selected Item Purchase Type. • For Contract item, display item based on the Contract No and Drug Name. • Value is not mandatory, if no default item selected no value will display for all 'PKU' fields.

- Once item added (Manually add or by Generate RPL), double click on the item list to edit details and screen is displayed as below:

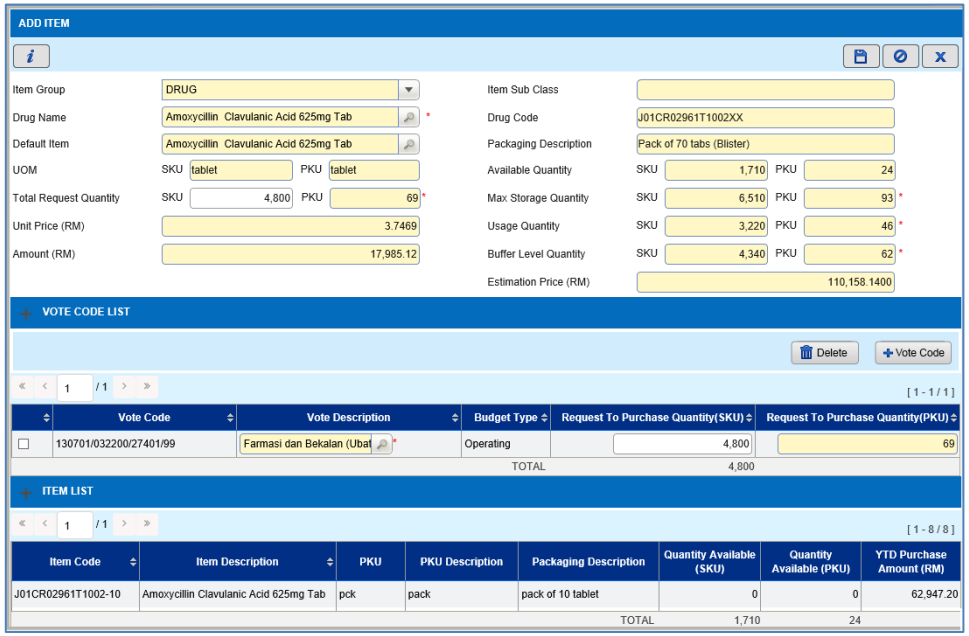

Function Flow	Recommended Purchase List in current Version 1.8	Recommended Purchase List in new Version 2.0
3. Print RPL	• Print RPL List in RPL main screen:	• Print RPL List in RPL main screen:
4. Export to Excel	• RPL List unable to export to excel:	• RPL List able to export to excel:

Recommended Purchase List in current Version 1.8

KEMENTERIAN KESIHATAN MALAYSIA
Hospital Tanah Merah
RECOMMENDED PURCHASE LIST/EDIT LIST
Pharmacy Store

ORDER BY : System Administrator
RPL NO. : RP18000024
RPL DATE : 09/08/2018 9:50:49 PM
STATUS : Approved
ITEM PURCHASE TYPE : APPL
ITEM GROUP : DRUG
DEPARTMENT : Emergency and Trauma

No	Drug/Non Drug Code	Drug/Non-Drug Name	SKU	Quantity Available	Max Storage Quantity	Request Quantity	Buffer Level Quantity	Vote Code	Vote Name	Budget Type	Average Unit Price (RM)	Amount (RM)
1	B01AB01930P3001XX	Heparin Sodium 50 IU/5ml in Sodium Chloride Injection (heparin in NaCl)	amp	0	20	20	10	130701/032200/27401/99	Farmasi dan Bekalan (Ubat)	Operating	0.5105	10.21
2	S02AA01000D1001XX	Chloramphenicol 5% w/v Ear Drops	bott	1	5	4	3	130701/032200/27401/99	Farmasi dan Bekalan (Ubat)	Operating	5.3600	21.44
3	R03AC02183A3001XX	Salbutamol 0.5 % Nebulising Solution	bott	5	10	5	6	130701/032200/27401/99	Farmasi dan Bekalan (Ubat)	Operating	5.1000	25.50
4	V07AB00000P3001a	Sterile Water for Injection 500mL	bott	0	20	20	10	130701/032200/27401/99	Farmasi dan Bekalan (Ubat)	Operating	2.5515	51.03
5	B05DB00908H2001XX	Peritoneal Dialysis Solution with 1.5% Dextrose (2 Litres)	bag	0	12	12	5	130701/032200/27401/99	Farmasi dan Bekalan (Ubat)	Operating	12.2325	146.79

Recommended Purchase List in new Version 2.0

KEMENTERIAN KESIHATAN MALAYSIA
Hospital Tanah Merah
RECOMMENDED PURCHASE LIST/EDIT LIST
Pharmacy Store

ORDER BY :
RPL NO. : RP18000123
RPL DATE : 30/08/2018 4:24:53 PM
STATUS : Open
ITEM PURCHASE TYPE : APPL
ITEM GROUP : DRUG

No	Drug/Non Drug Code	Drug/Non-Drug Name	Default Item Code	SKU	Packaging Discription	Request Quantity (SKU)	Request Quantity (PKU)	Quantity Available (SKU)	Quantity Available (PKU)	Max Storage Quantity (SKU)	Buffer Level Quantity (SKU)	Vote Code	Vote Name	Budget Type	Average Unit Price (RM)	Amount (RM)
1	P02CA03000L8001XX	Albendazole 200 mg/5 ml Suspension	01.3663.03	ml	bottle of 10 millilitre	170	17	600	60	770	513	130701/032200/27401/99	Farmasi dan Bekalan (Ubat)	Operating	0.5450	92.65

1. Add new columns for: Packaging Description, Request Quantity (PKU), Quantity Available (PKU)
2. Rename columns for: Request Quantity (SKU), Quantity Available (SKU), Max Storage Quantity (SKU) and Buffer Level Quantity (SKU)

REPORT

KEMENTERIAN KESIHATAN MALAYSIA
Hospital Tanah Merah
RECOMMENDED PURCHASE LIST/EDIT LIST
Pharmacy Store

ORDER BY : System Administrator
RPL NO. : RP18000024
RPL DATE : 09/08/2018 9:50:49 PM
STATUS : Approved
ITEM PURCHASE TYPE : APPL
ITEM GROUP : DRUG
DEPARTMENT : Emergency and Trauma

No	Drug/Non Drug Code	Drug/Non-Drug Name	SKU	Quantity Available	Max Storage Quantity	Request Quantity	Buffer Level Quantity	Vote Code	Vote Name	Budget Type	Average Unit Price (RM)	Amount (RM)
1	N02BE01000T1001XX	Paracetamol 500 mg Tablet	tablet	0	60	60	18	130701/032200/27401/99	Farmasi dan Bekalan (Ubat)	Operating	0.0195	1.17
2	J07AM01000P3001XX	Tetanus Toxoid Injection (10 doses)	vial	0	30	30	10	130701/032200/27401/99	Farmasi dan Bekalan (Ubat)	Operating	10.1500	304.50
3	M03AB01100P3001XX	Suxamethonium Chloride 50 mg/ml Inj	amp	0	10	4	6	130701/032200/27401/99	Farmasi dan Bekalan (Ubat)	Operating	3.4220	13.69

REPORT

Export to Excel

KEMENTERIAN KESIHATAN MALAYSIA
Hospital Tanah Merah
RECOMMENDED PURCHASE LIST/EDIT LIST
Pharmacy Store

ORDER BY : system Administrator
RPL NO. : RP18000114
RPL DATE : 21/08/2018 2:29:03 PM
STATUS : Approved
ITEM PURCHASE TYPE : APPL
ITEM GROUP : NON-DRUG
DEPARTMENT : Pharmacy

No	Drug/Non Drug Code	Drug/Non-Drug Name	Default Item Code	SKU	Packaging Discription	Request Quantity (SKU)	Request Quantity (PKU)	Quantity Available (SKU)	Quantity Available (PKU)	Max Storage Quantity (SKU)	Buffer Level Quantity (SKU)	Vote Code	Vote Name	Budget Type	Average Unit Price (RM)	Amount (RM)
1	I1750580014	One Third Tubular Plate 3.5mm (Hole Range: 5)		pc		20	0	0	0	20	10	130701/032200/27499/99	Farmasi dan Bekalan (Bukan Ubat)	Operating	62.6400	1,252.80

	A	B	C	D	E	F	G	H	I	J	K	L	M	N	O	P	Q
1	No	Drug/Non Drug Code	Drug/Non-Drug Name	Default Item Code	SKU	Packaging Discription	Request Quantity (SKU)	Request Quantity (PKU)	Quantity Available (SKU)	Quantity Available (PKU)	Max Storage Quantity (SKU)	Buffer Level Quantity (SKU)	Vote Code	Vote Name	Budget Type	Average Unit Price (RM)	Amount (RM)
2	1	I1750580014	One Third Tubular Plate 3.5mm (Hole		pc		20	0	0	0	20	10	130701/032200/27499/99	Farmasi dan Bekalan (Bukan Ubat)	Operating	62.6400	1,252.80
3	2	I1770070286	2.7mm Cortical Screw, 1.0mm Pitch, Self Tapping, Full Thread (Length	46.0402.04E	pc	Pack of 10 pc	40	4	0	0	40	20	130701/032200/27499/99	Farmasi dan Bekalan (Bukan Ubat)	Operating	16.2860	651.44

Function Flow	Recommended Purchase List in current Version 1.8	Recommended Purchase List in new Version 2.0
5. Generate EPO	• Open EPO Details screen: 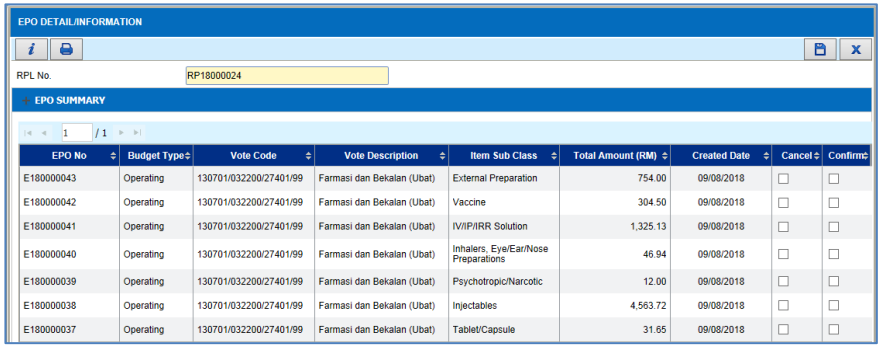 EPO DETAIL/INFORMATION RPL No. RP18000024 EPO SUMMARY 1 / 1 EPO No, Budget Type, Vote Code, Vote Description, Item Sub Class, Total Amount (RM), Created Date, Cancel, Confirm E180000043, Operating, 130701/032200/27401/99, Farmasi dan Bekalan (Ubat), External Preparation, 754.00, 09/08/2018 E180000042, Operating, 130701/032200/27401/99, Farmasi dan Bekalan (Ubat), Vaccine, 304.50, 09/08/2018 E180000041, Operating, 130701/032200/27401/99, Farmasi dan Bekalan (Ubat), IV/IP/IRR Solution, 1,325.13, 09/08/2018 E180000040, Operating, 130701/032200/27401/99, Farmasi dan Bekalan (Ubat), Inhalers, Eye/Ear/Nose Preparations, 46.94, 09/08/2018 E180000039, Operating, 130701/032200/27401/99, Farmasi dan Bekalan (Ubat), Psychotropic/Narcotic, 12.00, 09/08/2018 E180000038, Operating, 130701/032200/27401/99, Farmasi dan Bekalan (Ubat), Injectables, 4,563.72, 09/08/2018 E180000037, Operating, 130701/032200/27401/99, Farmasi dan Bekalan (Ubat), Tablet/Capsule, 31.65, 09/08/2018	• Open EPO Details screen, new 'EPO Status' column added; 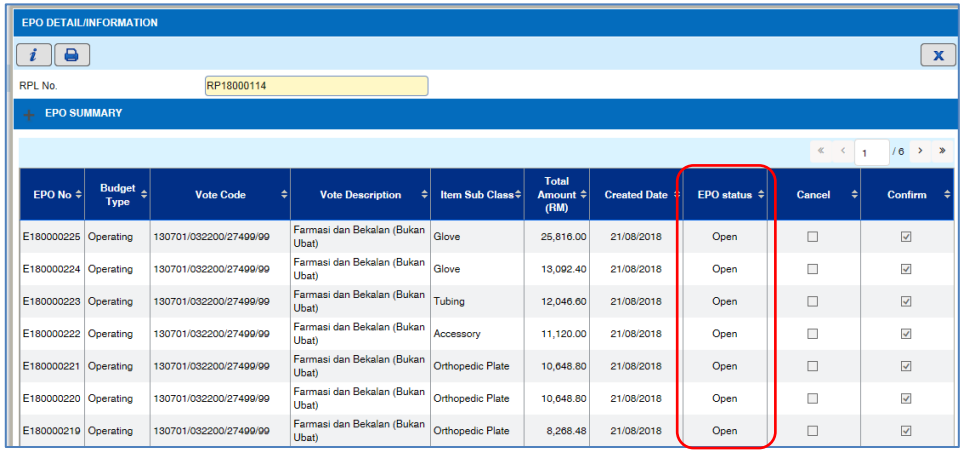 EPO DETAIL/INFORMATION RPL No. RP18000114 EPO SUMMARY 1 / 6 EPO No, Budget Type, Vote Code, Vote Description, Item Sub Class, Total Amount (RM), Created Date, EPO status, Cancel, Confirm E180000225, Operating, 130701/032200/27499/99, Farmasi dan Bekalan (Bukan Ubat), Glove, 25,816.00, 21/08/2018, Open E180000224, Operating, 130701/032200/27499/99, Farmasi dan Bekalan (Bukan Ubat), Glove, 13,092.40, 21/08/2018, Open E180000223, Operating, 130701/032200/27499/99, Farmasi dan Bekalan (Bukan Ubat), Tubing, 12,046.60, 21/08/2018, Open E180000222, Operating, 130701/032200/27499/99, Farmasi dan Bekalan (Bukan Ubat), Accessory, 11,120.00, 21/08/2018, Open E180000221, Operating, 130701/032200/27499/99, Farmasi dan Bekalan (Bukan Ubat), Orthopedic Plate, 10,648.80, 21/08/2018, Open E180000220, Operating, 130701/032200/27499/99, Farmasi dan Bekalan (Bukan Ubat), Orthopedic Plate, 10,648.80, 21/08/2018, Open E180000219, Operating, 130701/032200/27499/99, Farmasi dan Bekalan (Bukan Ubat), Orthopedic Plate, 8,268.48, 21/08/2018, Open a) 'Open' status – By default, status is 'Open' b) 'Used' status – Updated to 'Used' status once PO record saved against the EPO No.

Function Flow	Recommended Purchase List in current Version 1.8	Recommended Purchase List in new Version 2.0
6. Generate EPO navigation	• View Generate EPO screen: 1. Select checkbox in current page as below: 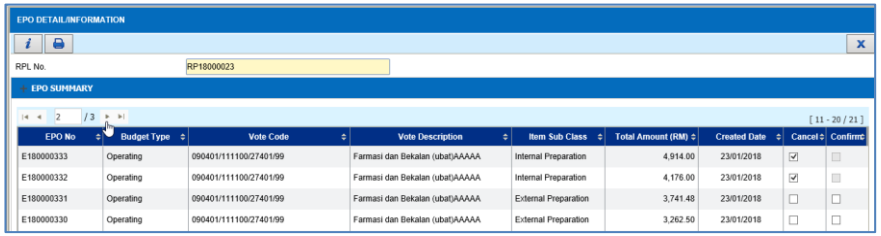 2. Navigate to next page 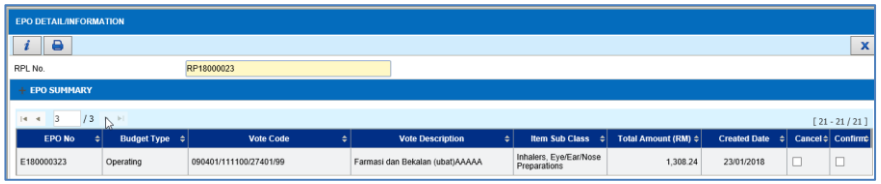 3. Navigate back to previous page 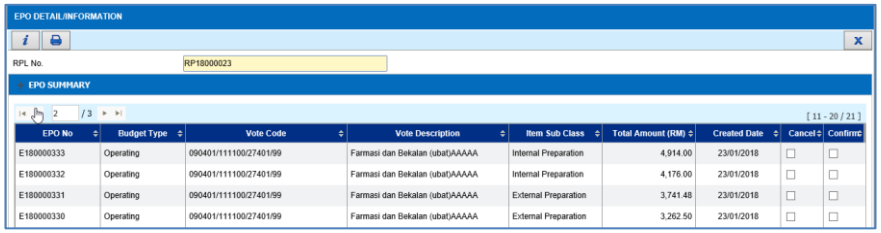 a. The previous selected checkbox is reset to empty. b. No save button displayed	• Checkbox remain selected after navigate to next page: 1. Select checkbox in current page as below: 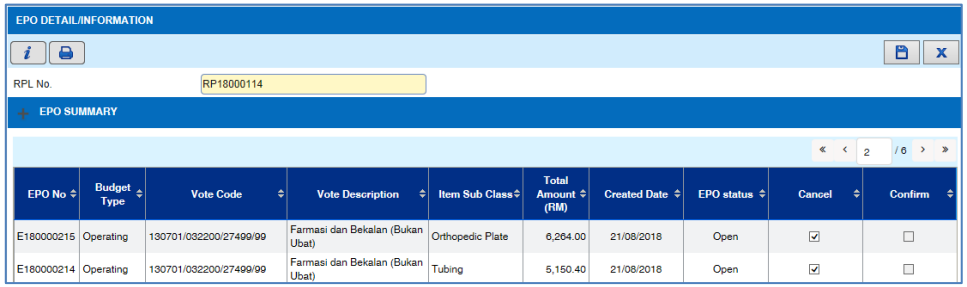 2. Navigate to next page 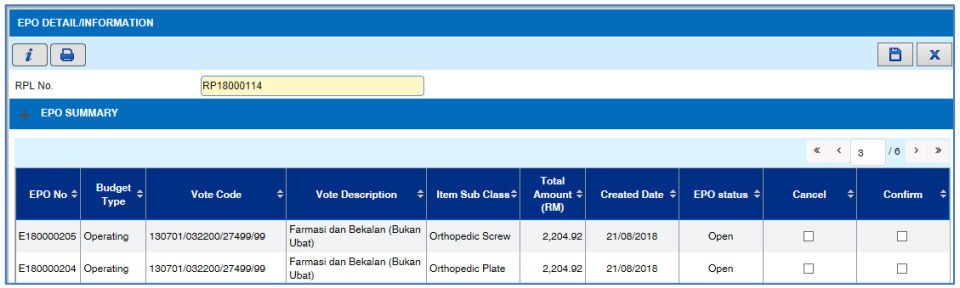 3. Navigate back to previous page 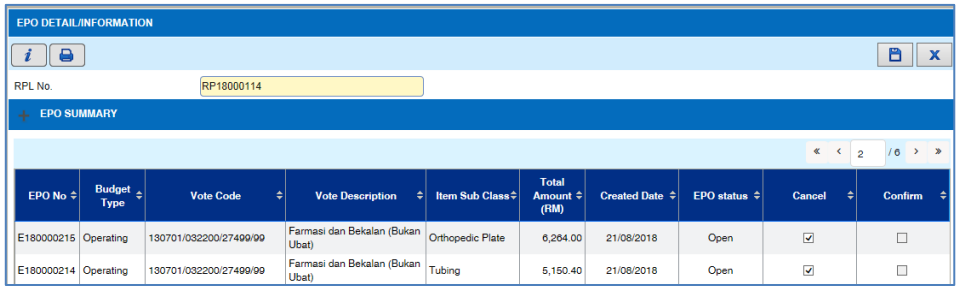 a. The previous selected checkbox remained. b. Save button displayed.

Function Flow	Recommended Purchase List in current Version 1.8	Recommended Purchase List in new Version 2.0
7. Budget Balance Validation	• Budget balance validation when generate RPL/add item: 1. If the default vote code is created in previous years example 2014, but no allocation done in 2018 yet 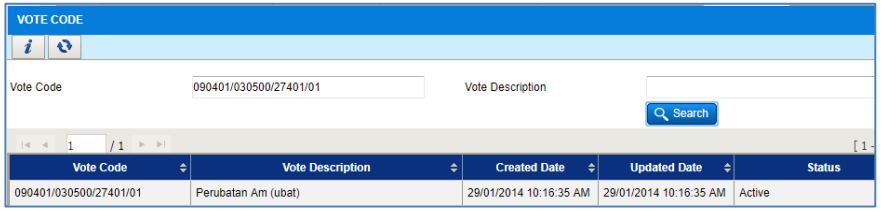 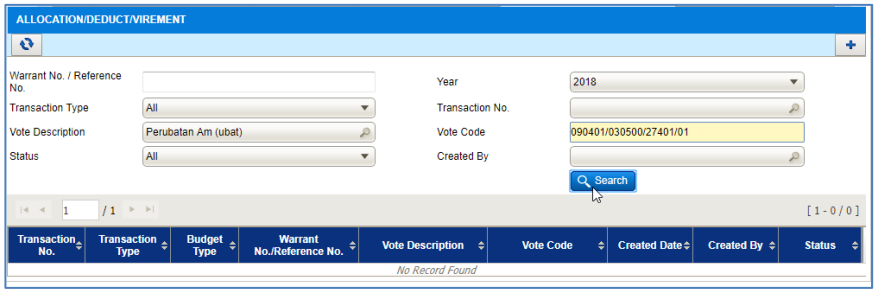 2. Example for drug below: 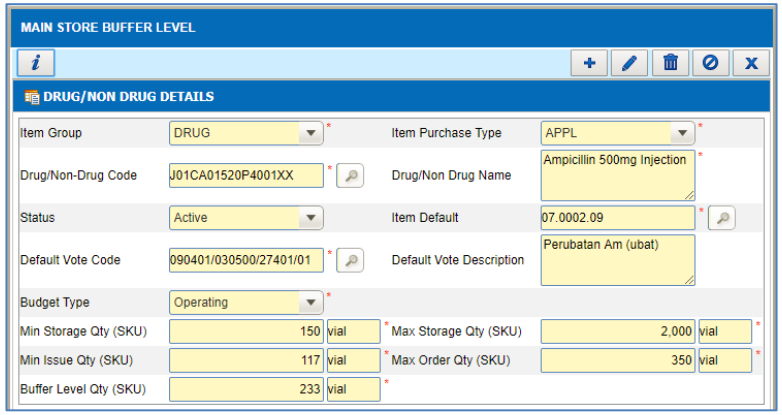	• Budget balance validation when generate RPL/add item: 1. If the default vote code is created in previous years, example 2015, but no allocation done in 2018 yet 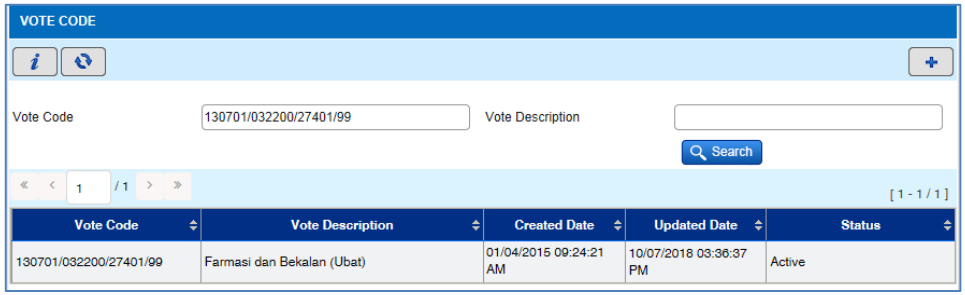 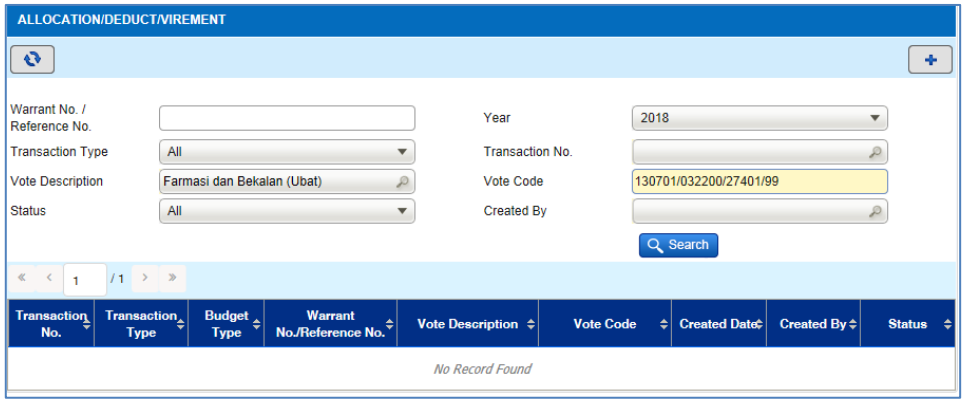

Function Flow	Recommended Purchase List in current Version 1.8	Recommended Purchase List in new Version 2.0
	3. 'Generate RPL' function >> Drug is NOT listed 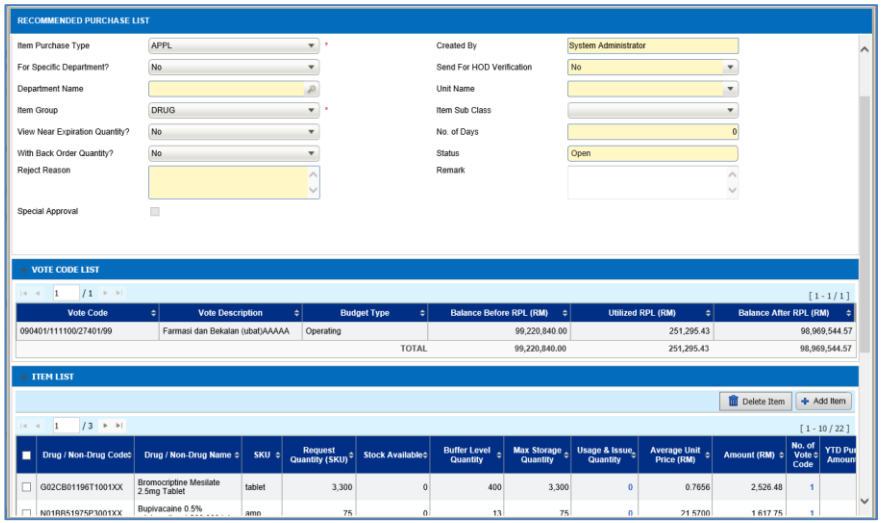 4. When 'Add Item': Unable to select Drug Name, alert as below is displayed, unable to proceed 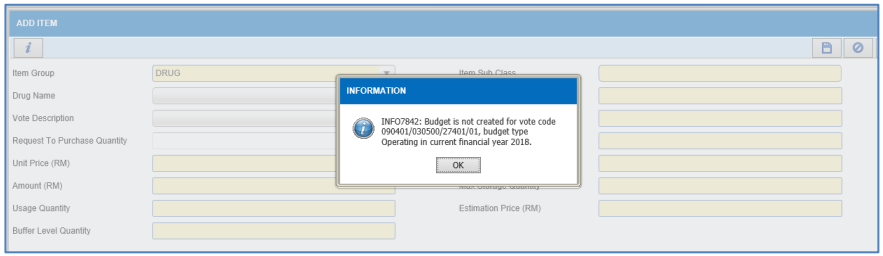	2. Example for drug below: 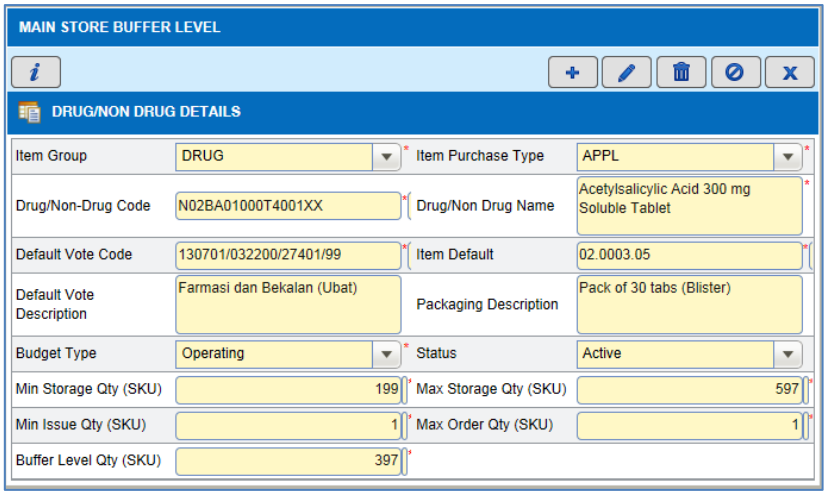 3. 'Generate RPL' function >> Drug is listed 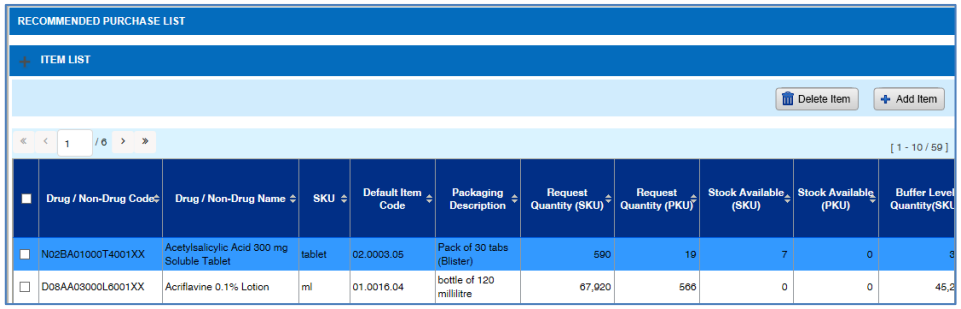 4. When 'Add Item': Able to add item and proceed to save record.