1. Summary of Ticket Number and Requests on Taper Drug in Mobile Order

No.	Ticket #	Description	Requests	Solution
1.	I-PhIS013 561416S	**Medication order - no button for "dosage schedule** in pop out window taper dose, no button for "dosage schedule".	Able to do split dose for taper drug.	To use new taper screen (web and mobile): 1. No validation on number of dose and freq. 2. Enable function of split dose in taper using new screen. 3. Allow to change quantity for taper up or taper down. 4. Allow dispense other taper if previous taper drug still not fully dispense.
2.	I-PhIS015 826216S	**Transcribe order - Unable to add new or tapering drug using diff interval freq** User inform already transcribe order and want to tapering for frequency only. User inform appear system did't allow.	Able to do taper drug for interval frequency.	
3.	I-PhIS016 994016S	**Transcribe order Request to allow change for quantity taper up or taper down** "TRANSCRIBE TAPER UP TAPER DOWN FREKUENSI BAGI MDI (CANISTER) APABILA TRANSCRIBE TAPER DOWN UBAT MDI, SETIAP KALI TAPER DOWN KUANTITI AKAN DI 'ALLOCATE' SEBANYAK 1 SETIAP KALI DAN KETIKA VERIFY KUANTITI AKAN MENJADI 3." DICADANGKAN UNTUK ALLOW TUKAR KUANTITI BEKAL BAGI TAPER UP ATAU TAPER DOWN. KADANGKALA SEKIRANYA DOS RENDAH AKAN PERLU BEKAL 1 SAHAJA MDI, SEKIRANYA DOS TINGGI MUNGKIN PERLU BEKAL 2 MDI.	Allow to change quantity for taper up and taper down.	
4.	I-PhIS016 994216S	**Transcribe order TRANSCRIBE TAPER UP TAPER DOWN FREKUENSI – PRN** "TRANSCRIBE TAPER UP TAPER DOWN FREKUENSI TRANSCIBE PRESKRIPSI BAGI UBAT BERIKUT TIDAK DAPAT DILAKUKAN SECARA TAPER DOWN: T. ZOLPIDEM 10MG ON UNTUK 3 HARI, DISUSULI DENGAN T. ZOLPIDEM 10MG PRN UNTUK 30 HARI (KUANTITI UNTUK DIBEKAL SEBANYAK 6 BIJI BAGI DOS PRN)" MOHON CADANGAN CARA UNTUK TRANSCRIBE PRESKRIPSI INI KERANA TIDAK DAPAT DILAKUKAN, MELAINKAN JIKA DOS SEPERTI BERIKUT: T. ZOLPIDEM 10MG ON UNTUK 3 HARI, DISUSULI DENGAN T. ZOLPIDEM 5MG PRN UNTUK 30 HARI (KUANTITI UNTUK DIBEKAL SEBANYAK 6 BIJI BAGI DOS PRN)	Allow to do taper for PRN frequency.	
5.	I-PhIS016 425216S	**Screening and Verification - Request to allow pharmacy dispense every month** User reported Dr trancribe drug for patient with 2 frequency, once daily and twice a day. Dr order rx of 2 months prescription. Assist her for workaround use Fully Supply Function and manage the drug manually but she refuse due to she want to fully complete the process using phis system.	Allow to dispense taper drug without need to create other drug order.	

No.	Ticket #	Description	Requests	Solution
6.	I-PhIS018 382717S	**Request to do intervention at screening for tapering** User request able to do intervention at screening for tapering drug with all tapering up and down, because sometimes have to do changes for dosage and frequency and unable to do.	Allow intervention for taper drug.	Allow to do intervention for taper drug.
7.	I-PhIS021 493817S	**Medication Order - Unable to prepare main and tapper down drugs** User reported, unable to prepare main and tapper down drugs. User claim have situation to prepare drug with dose 1500mg monday - thursday and 1000mg friday - saturday. When user click prepare drug it show popup alert (kindly refer attachment and attachment 1). When user try to print label, it only show main drug dose (1500mg) only.	Allow taper up and taper down on same drug.	Allow taper up and taper down on same drug.
8.	I-PhIS018 328917S	**Transcribe Order - Unable to tapper down** User reported unable to tapper down drug due to error popup appear as 'ERR0342: Dosage cannot be same or increased'. Kindly please refer attachment provided. Drug Name: Dexamethasone sodium phosphate 0.1% Eye Drops MRN: HKLM00068155	Allow for taper up and taper down for same drug.	
9.	I-PhIS021 541917S	**Transcribe Order - Unable to key in dose schedule** Received email from user that she unable to key in dose schedule. Kindly refer attachment. Drug Name: Lamotrigine 50 mg tablet.	Allow split dose for taper drug.	Allow user to do split dose for taper drug.
10.	I-PhIS019 456617S	**Screening & Verification (Intervention) - unable to modify dosage** User reported unable to modify dosage due to screen system in yellow which not allow to modify. User informed the drug have tapper down. The intervention did at original drug. MRN: HTMH00070795 Prescription: paed0000235771 Original Drug = Azithronycin 200mg/5ml granules	Able to edit dosage for taper drug.	Allow to edit dosage during intervention for taper drug.
11.	I-PhIS019 590017S	**Screening & Verification (Intervention) - unable to modify dosage** User reported unable to modify order quantity due to screen system in yellow which not allow to modify. User informed the drug have tapper up. Cannot modify order quantity at the intervention and original order.	Able to edit dosage for taper drug.	

No.	Ticket #	Description	Requests	Solution
		MRN: HTMH00067359 Prescription: paed0000239046 Original Drug = Clonazepam 2mg tablet.		
12.	I-PhIS010 560615S	**Medication Order - Cannot using "Taper Up and Taper Down"** User reported "Cannot use Taper Up or Taper Down after he change the dosage schedule". Steps : - Step 1 : Order Management>Medication Order Step 2 : Search Patient MRN "92915" and select patient Step 3 : Click Normal Order Step 4 : Insert the following below without changing the "Dosage Schedule" Step 5 : Click "Add" button Step 6 : Right click on the mouse and see that user can use Taper Up and Taper Down. Step 7 : Delete current add drug Step 8 : Insert the following below and click "Dosage Schedule" button Step 9 : Change the "Dosage Schedule" time to "2:00AM" and save Step 10 : Click "Add" button Step 11 : Right Click on the mouse and see that the Taper Up and Taper Down not available	Allow for taper up and taper down for same drug.	Allow taper up and taper down on same drug.
13.	I-PhIS017 203916S	**Medication Order - Request to enable to taper up when save dosage schedule** SIT reported on behalf of user. User unable to make tapper up of drug Amphotericin. He informed when user enter Dosage Schedule, user unable to make tapper up. But when user did not enter Dosage Schedule, user able to make tapper up. Happen to all patient record. Happen both using web and ipad. Kindly please refer attachment provided. Drug Name: Amphotericin B 50mg/10ml powder for Injection	Allow for taper up and taper down for same drug.	Allow for taper up and taper down for same drug.
14.	I-PhIS015 147516S	**Request to add dosing schedule for taper drug** At dose titration transcribe page, no dosing schedule for titration: example Epilim 200mg BD x 1/52 then Epilim 200mg OM, 400mg ON x 1/12	Able to do taper for split dose.	Allow taper up and taper down for split dose.

Function Flow	Current Version 1.8	New Version 2.0
1. Create taper drug	1. Open Medication Order screen and tap on *Add Normal Drug(1)* button. 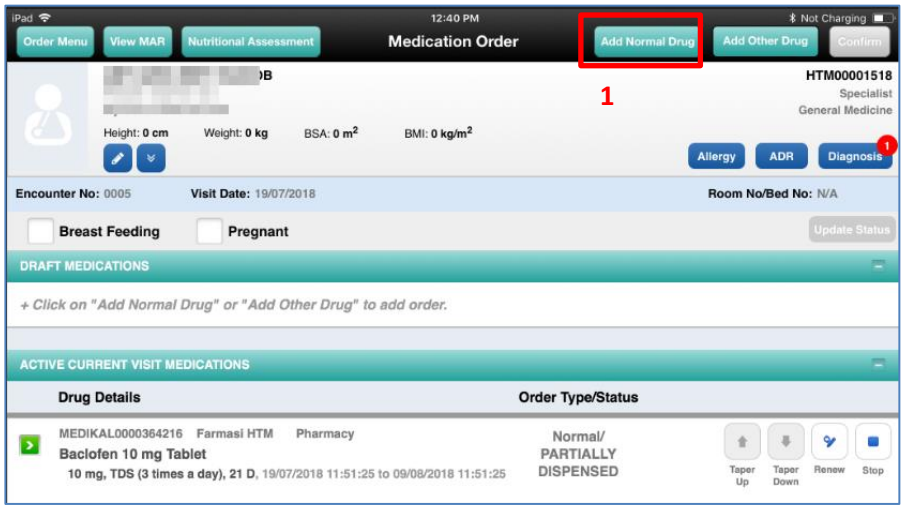 2. Create drug order with *OD frequency(2)* and then tap on Draft button. 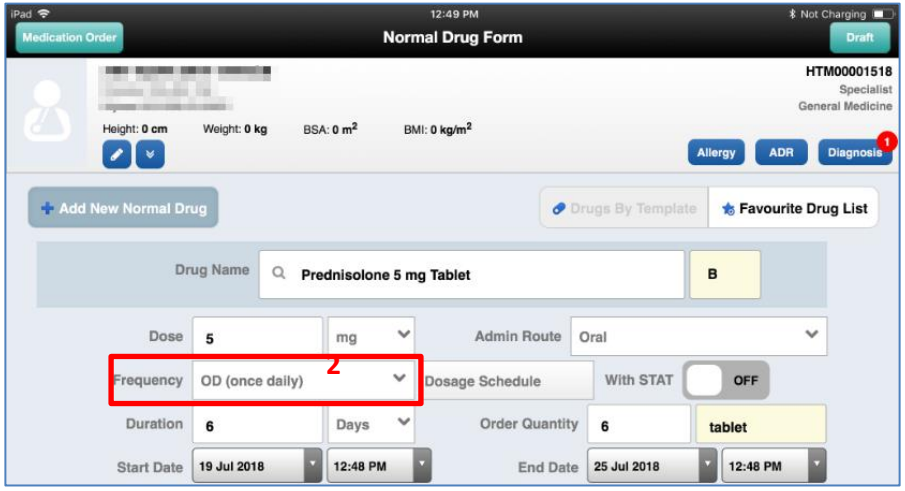 	1. Open Medication Order screen and tap on *Add Normal Drug(1)* button. 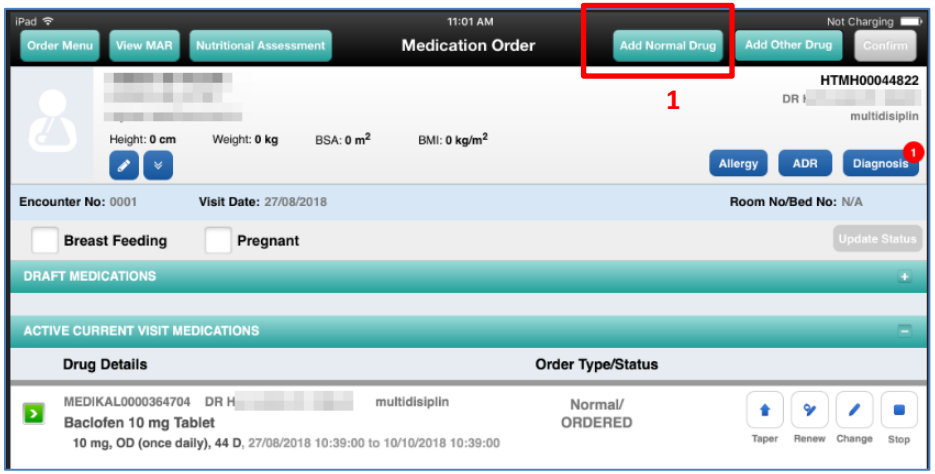 2. Create drug order with *OD frequency(2)* and then tap on Draft button. 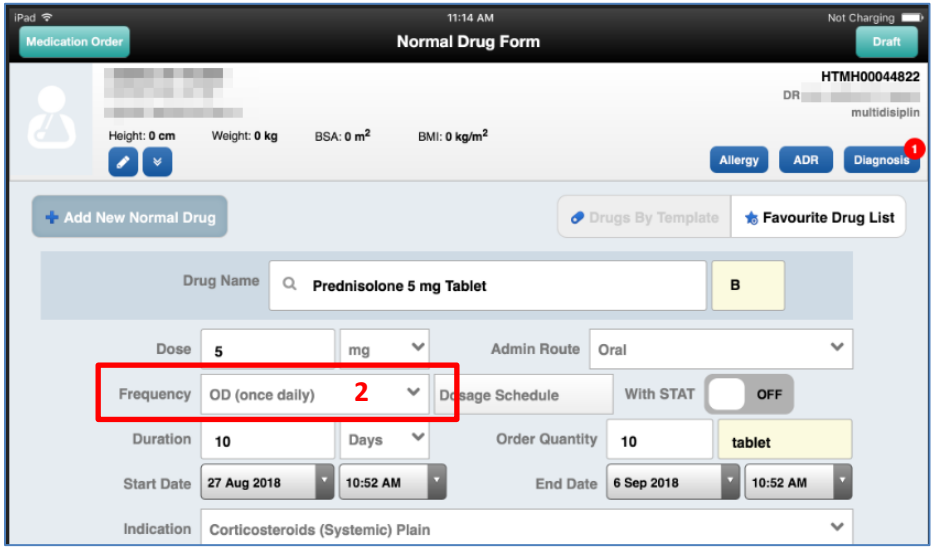

Function Flow	Current Version 1.8	New Version 2.0
	3. At the draft drug list, tap on *Taper up(3)*. Two taper button appear. 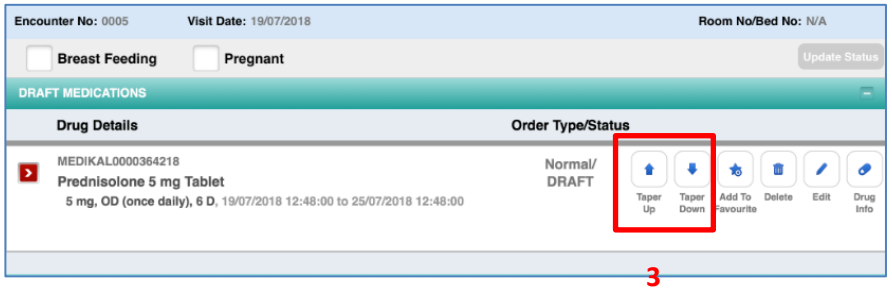 4. Taper up the drug with *BD frequency(4).* 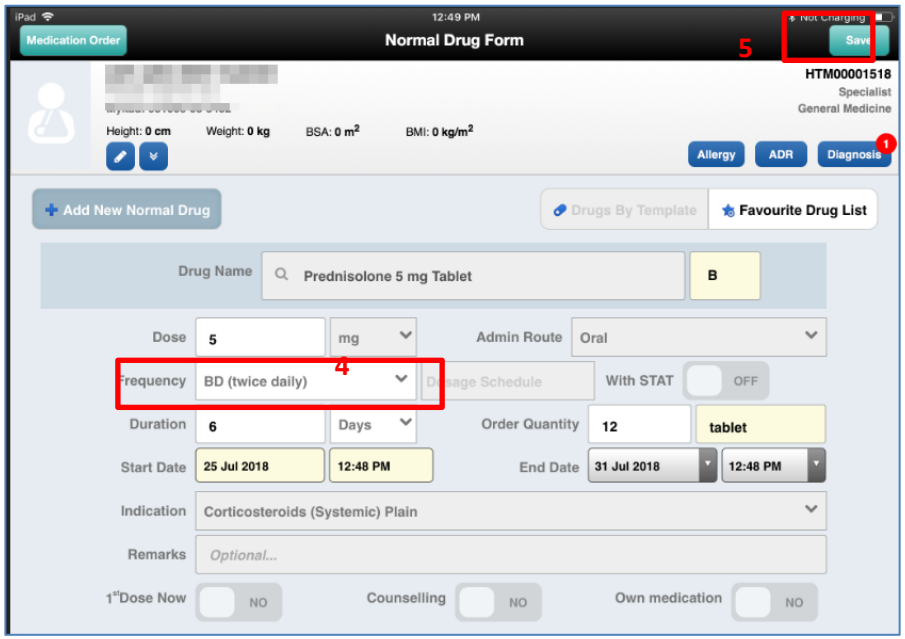 5. Tap on *Save(5)* button to save and taper drug will be listed in draft list. 6. Observe that *Taper down(6)* is disable and user cannot to taper down after create taper up.	3. At the drug list, tap on *Taper up(3)*. One taper button appear. 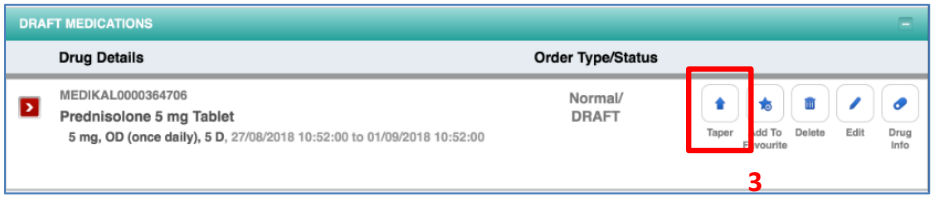 4. Taper up the drug with *BD frequency(4).* 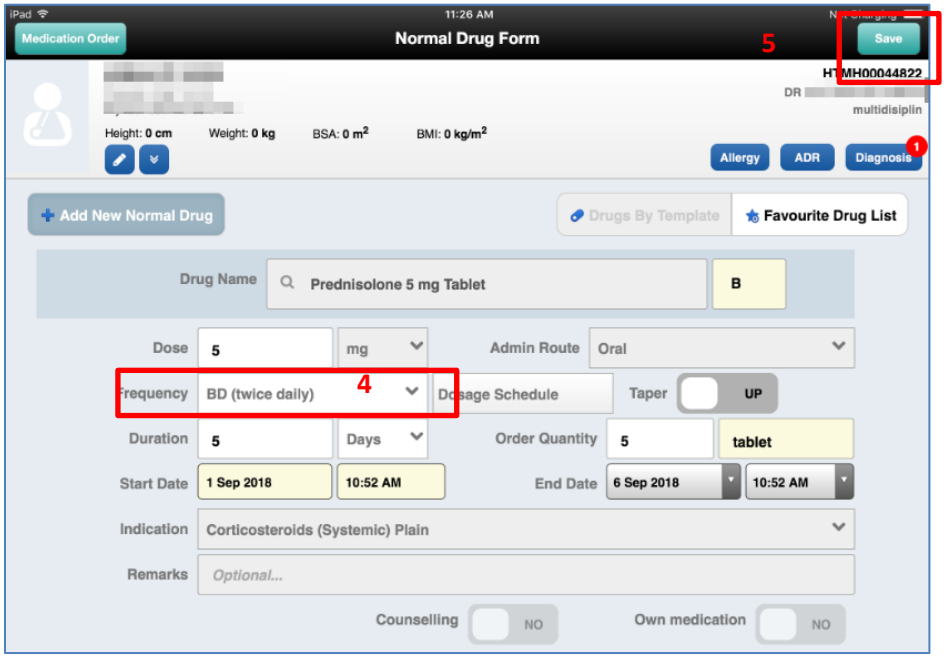 5. Tap on *Save(5)* button to save and taper drug will be listed in draft list. 6. Observe that *Taper(6) button* is still enable. Tap on it and and user able do taper again after create the first taper. Dose/frequency can be taper up/down.

Function Flow	Current Version 1.8	New Version 2.0
	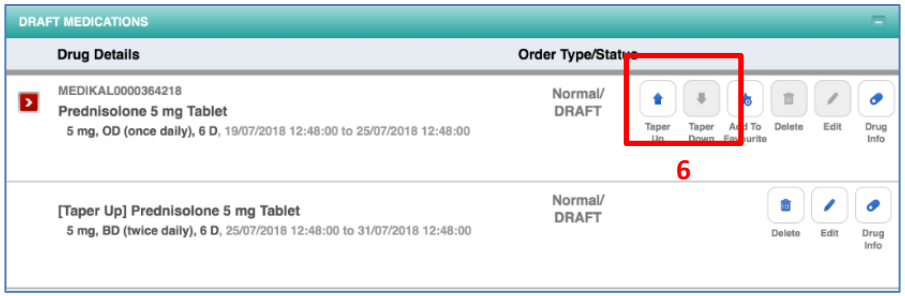	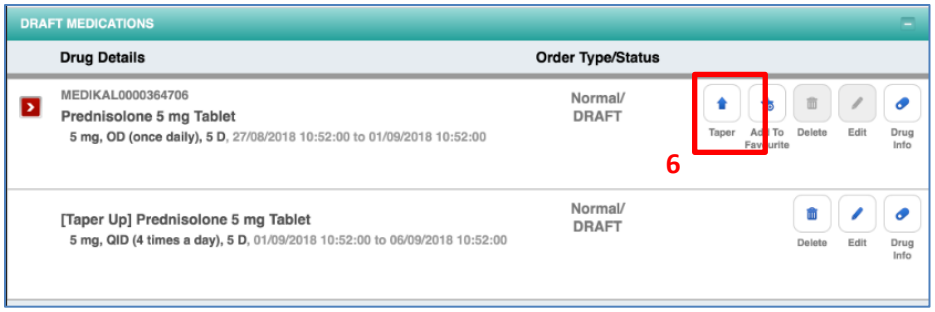
2. Create taper drug for split dose.	1. Open Medication Order screen. 2. Create drug order with *TDS frequency(1)* and then click on *Dosage Schedule(2)* button. 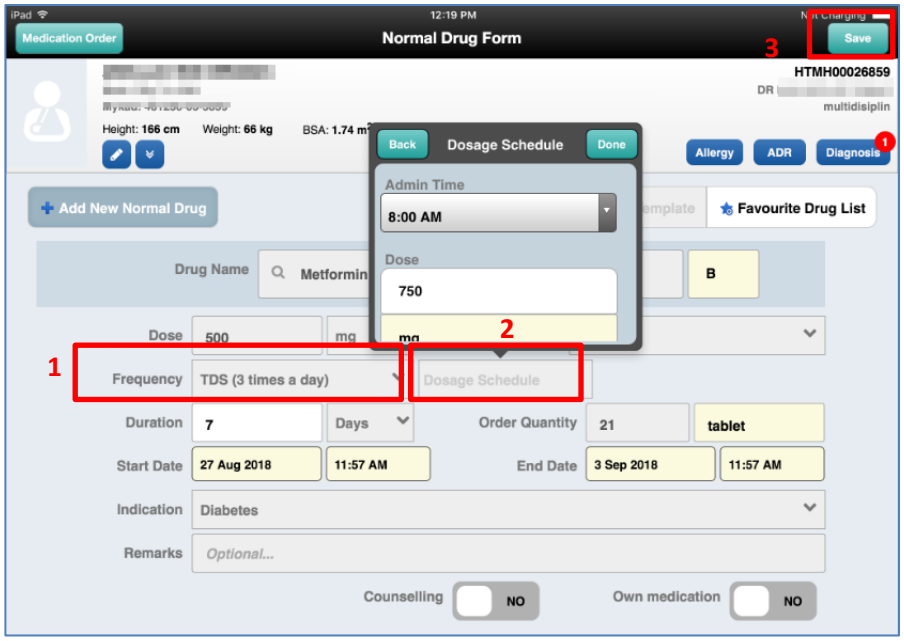	1. Open Medication Order screen. 2. Create drug order with *TDS frequency(1)* and then click on *Dosage Schedule(2)* button. 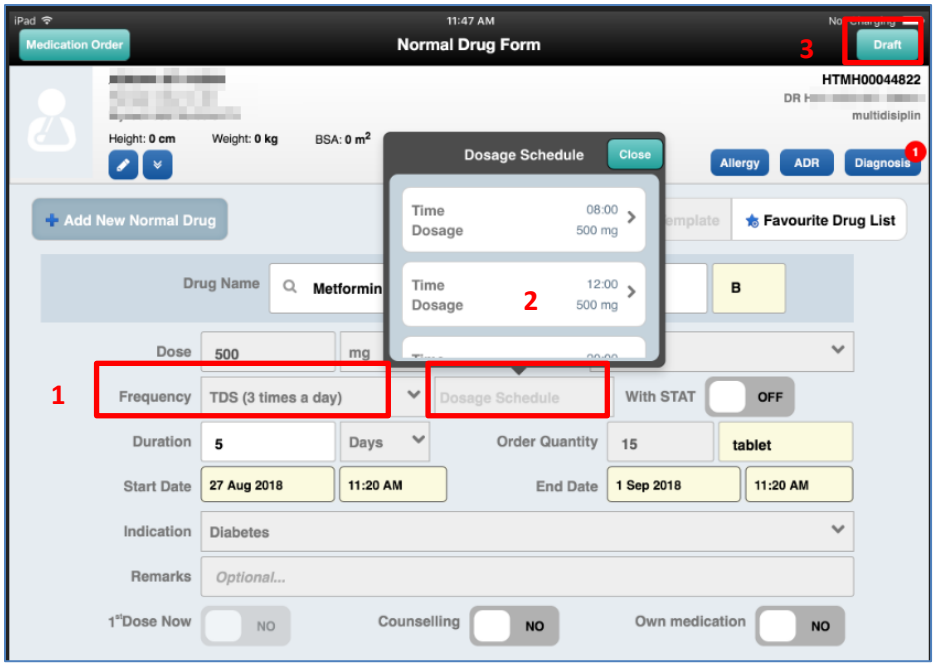

Function Flow	Current Version 1.8	New Version 2.0
	3. Create split dose and click on *Draft(3)* button to save the split dose. 4. Found that Taper(4) button is disable of main order is in split dose. 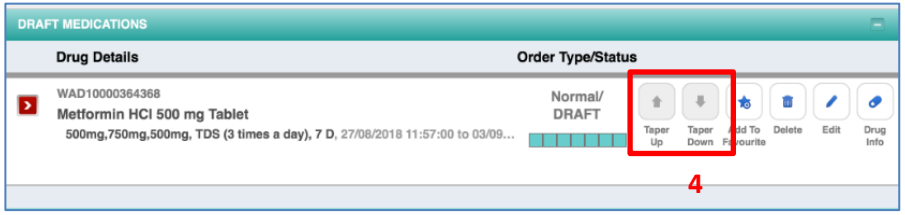 	3. Create split dose and click on *Draft(3)* button to save the split dose. 4. Then click on *Taper(4)* button to create taper for split dose. 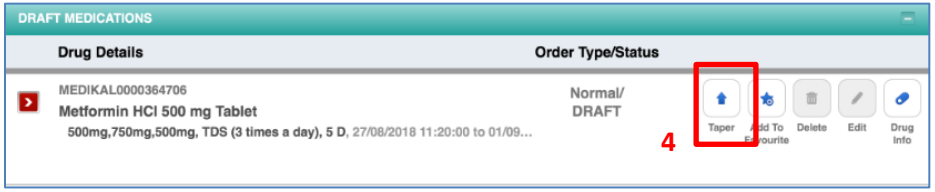 5. Change the frequency to *BD(5).* 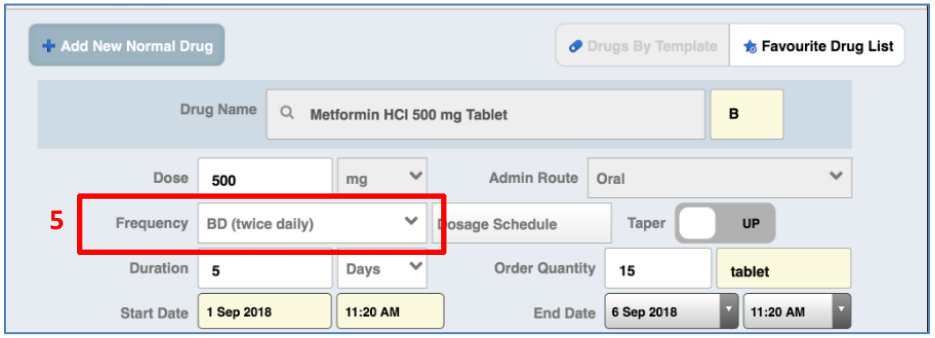 6. User able to create *taper drug(6)* if main drug is in split dose. 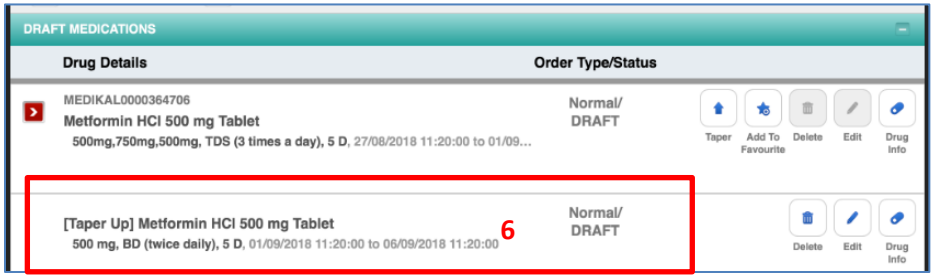

Function Flow	Current Version 1.8	New Version 2.0
3. Create taper drug with split dose	1. Choose taper drug created earlier in Medication Order mobile. 2. Select the *taper drug(1)* and click on *Edit(2) button*. Notice that only the last taper drug are able for editing. 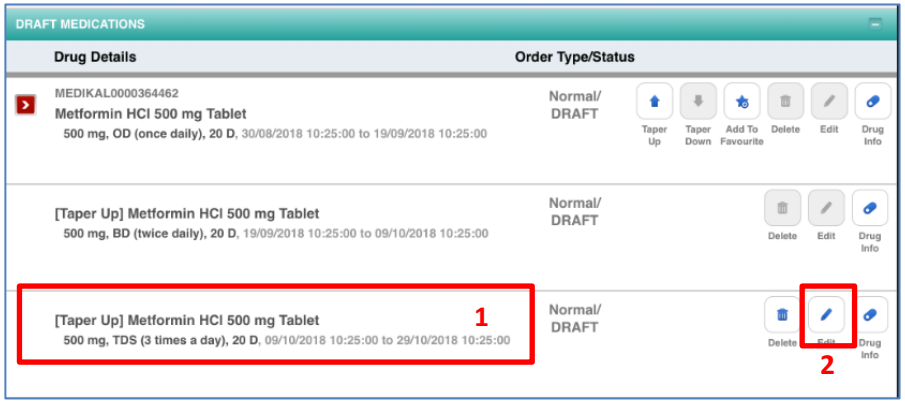 3. Click on *Dosage Schedule button(3)* to create split dose but this button is disable.	1. Choose taper drug created earlier in Medication Order mobile. 2. Select the *first taper drug(1)* and click on *Edit(2) button*. 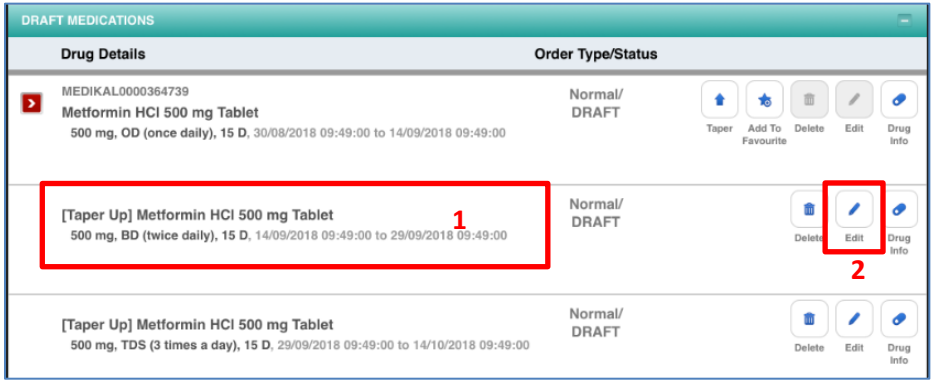 3. Click on *Dosage Schedule button(3)* and create split dose.

Function Flow	Current Version 1.8	New Version 2.0
	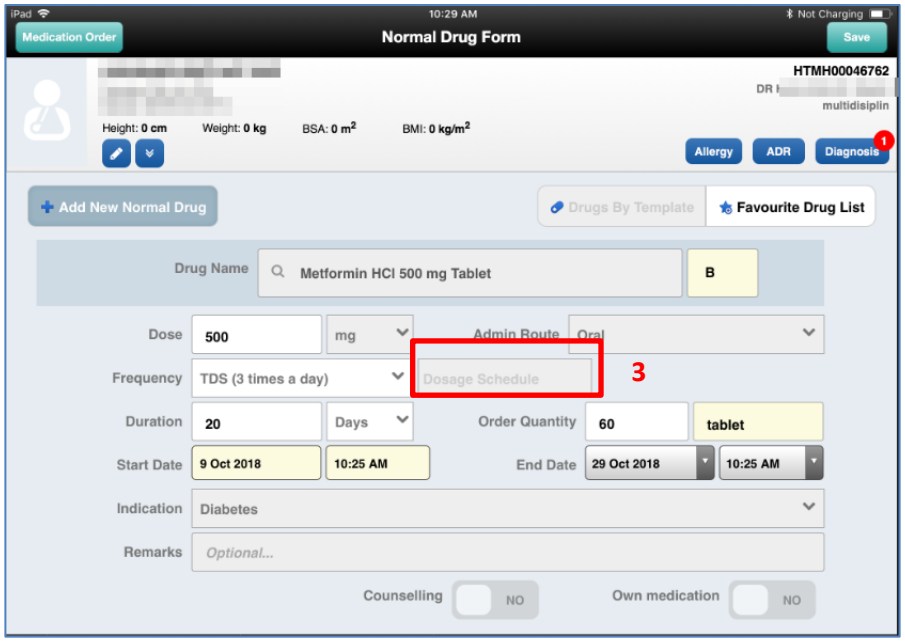 4. User not able to create split dose for taper drug.	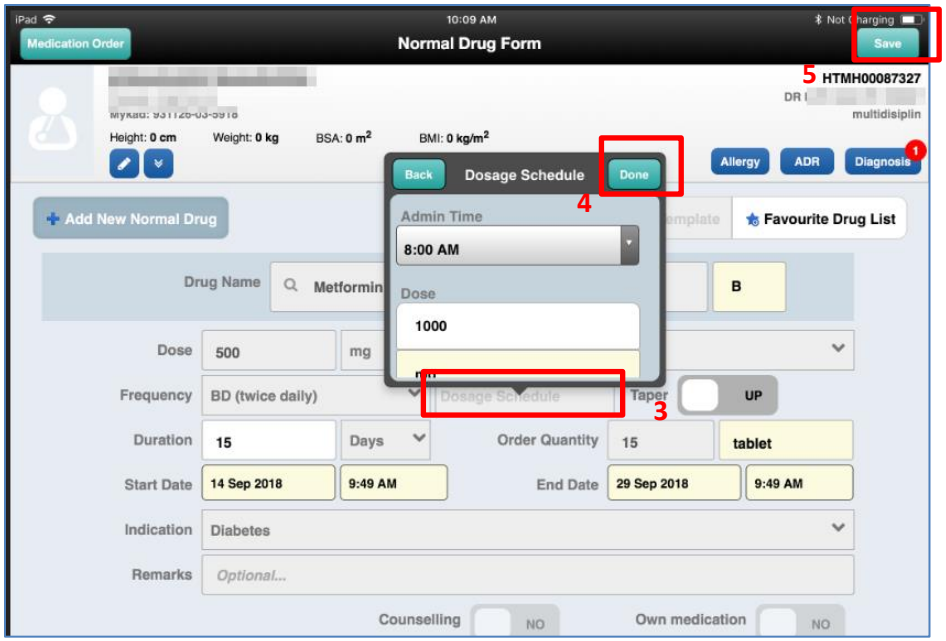 4. Then click on *Done(4)* at Dosage Schedule window and after that click on *Save(5)* button. 5. User able to create *split dose for taper drug(6).* 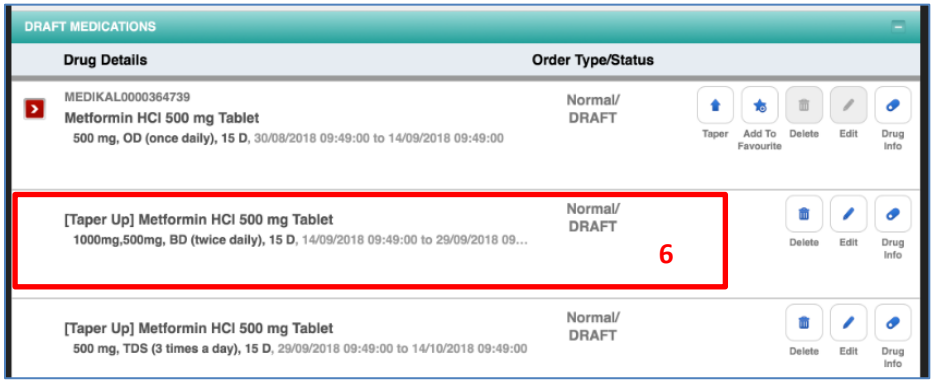

1. Summary of Ticket Number and Requests on Allow duplicate drug for Outpatient and Inpatient

No.	Ticket #	Description	Requests	Solution
1.	I-PhIS018 521417S	**Request to add new feature to continue stopped drugs** User request to have counter check on medication profile by visit type. Example patient have 3 months of the prescription. On the second month patient warded for 1 week. Due to patient admitted for same diagnosis DR order same medication that patient was undergoing at outpatient visit so those meds will be discontinued upon inpatient prescribing. When patient discharge back to home user informed there won't be new prescription sometimes, patient will continue back the earlier outpatient medication, so user unable to dispense those partial supply drugs. It's difficult for them to transcribe back again the same old prescription. User requesting any checkbox/button or list of past medication that was discontinued due to admitted, so that can use this function to continue back the discontinued medication.	Allow duplicate order between IP order and OP order.	Duplicate order IP/OP: Allow to record inpatient medication although the same drug medication still active in outpatient order. System allow for duplicate IP drug vs OP drug. Alert duplicate will appear but user can decide whether to proceed with the duplicate order or not. MIMS will also appear to check on every drug and doctor must alert/aware on the MIMS message. Apply to both web and mobile.
2.	I-PhIS017 617117S	**Outpatient active medication has to be stopped when order for inpatient medication** Allow to confirm or endorse inpatient medication although the same medication still active in outpatient	Allow duplicate order for IP and OP.	
3.	I-PhIS019 265517S	**Transcribe order - Able to create new prescription** User request to able create new prescription even thought have another prescription for same patient in same location Current : 1.Transcribe order for 1 day and will expired on 10 AM tomorrow. 2.On 8 AM for next day do new transcribe but need to stop Current Medication before can proceed.	Based on solution agreement by project team: no need to stop outpatient drug if order same inpatient drug.	
4.	I-PhIS018 969817S	**Request to add new feature to continue stopped drugs** User request to have counter check on medication profile by visit type.Example patient have 6 months of the prescription. On the second month patient warded for 1 week. Due to patient admitted for same diagnosis Doctor order	Allow duplicate order for IP and OP.	

No.	Ticket #	Description	Requests	Solution
		same medication that patient was undergoing at outpatient visit so those meds will be discontinued upon inpatient prescribing. When patient discharge back to home user informed there wont be new prescription sometimes, patient will continue back the earlier outpatient medication. So user unable to dispense those partial supply drugs. Its difficult for them to transcribe back again the same old prescription. User requesting any checkbox/button or list of past medication that was discontinued due to admitted. So that can use this function to continue back the discontinued medication.		
5.	I-PhIS021 853218S	**Request to enable visit outpatient even though patient admit in ward** As current situation at facility if pharmacist create visit outpatient and after checking by Dr need to be admit to ward, outpatient visit (new/partially supplied) need to be stop and create new visit at inpatient. User inform Dr only prescribe drug which needed at ward and during discharge they will have problem to recover detail of outpatient record. User request to enable visit outpatient even though patient admit in ward.	To enable user to choose visit to OP as referral or not and not to stop outpatient order if user order same inpatient drug with outpatient drug.	Enable user to order same drug as in outpatient order and not to stop the outpatient orde; allow duplicate order between IP and OP. *Note: Changes on referral visit has been done in 1.7 where user able to unticked the Referral Encounter checkbox everytime user create oupatient order from main inpatient visit.*
6.	I-PhIS015 979316S	**Request to add new button as 'Renew RX with previous end date' in pop up screen of Medication Order.** Patient currently has active prescription. Dr then create new prescription with the same drug as ordered in Active Prescription. On Medication Order, Normal Order, key in same drug as currently active prescription. A pop up will appear with button of 'Stop Current Order' and 'Continue Current Order'. User request to add new button along with these two as 'Renew RX with Previous Order end date'. User also request to change:- 1. 'Stop Current Order' to 'Stop Previous Order'	Request by user as below: 1. Add additional new button called "Renew RX with Previous Order end date' at the pop up message - new request 2. Change "Stop Current Order" --> "Stop Previous Order" (this has been done under ticket I-PhIS009686015S) 3. Change "Continue	Change button label - 'Continue Current Order' to 'Continue Previous Order' *Request no.1 will superceed by request on renew function where in new request, system will auto stop previous record and renew with previous end date.*

No.	Ticket #	Description	Requests	Solution
		2. 'Continue Current Order' to 'Continue Previous Order'	Current Order" --> "Continue Previous Order". - new request	
7.	I-PhIS021 314317S	**Medication profile - Date not tally with continue end date** User Mr Hilmi reported unable to renew RX with different duration due date appear same with renew RX.User Mr Hilmi reported 1 of the item not appear current end date when user renew RX with current end date (28/11/2017) Step : Transcribe order - Medication profile - select drug - renew RX with different duration -pop up duration - select continue current end date - duration.	Request to pop up notification for the effected item same with item not been allow duplicate order.	Duplicate order IP/OP: Allow to record inpatient medication although the same drug medication still active in outpatient order. System allow for duplicate IP drug vs OP drug. Alert duplicate will appear but user can decide whether to proceed with the duplicate order or not. MIMS will also appear to check on every drug and doctor must alert/aware on the MIMS message. Apply to both web and mobile.
8.	I-PhIS021 853218S	**Request to enable visit outpatient even though patient admit in ward** As current situation at facility if pharmacist create visit outpatient and after checking by Dr need to be admit to ward, outpatient visit (new/partially supplied) need to be stop and create new visit at inpatient. Ms Karen inform Dr only prescribe drug which needed at ward and during discharge they will have problem to recover detail of outpatient record. User request to enable visit outpatient even though patient admit in ward.	Request to enable visit outpatient even though patient admit in ward.	

Function Flow	Current Version 1.8	New Version 2.0
1. Create inpatient order same with existing outpatient order	1. Check on existing outpatient order that still active at *Medication Profile(1)* screen. 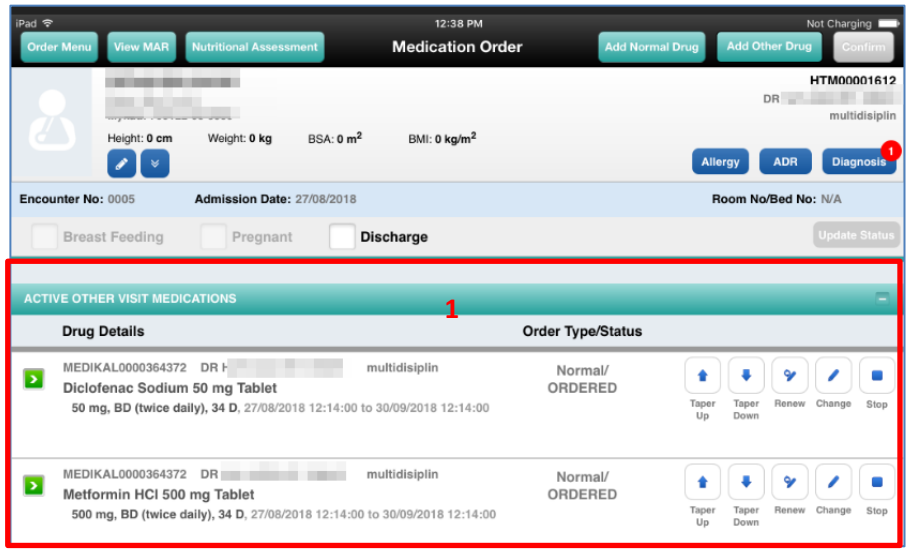 2. Go to Medication Order screen and *order similar drugs(2)* which active in outpatient order.	1. Check on existing outpatient order that still active at *Medication Profile(1)* screen. 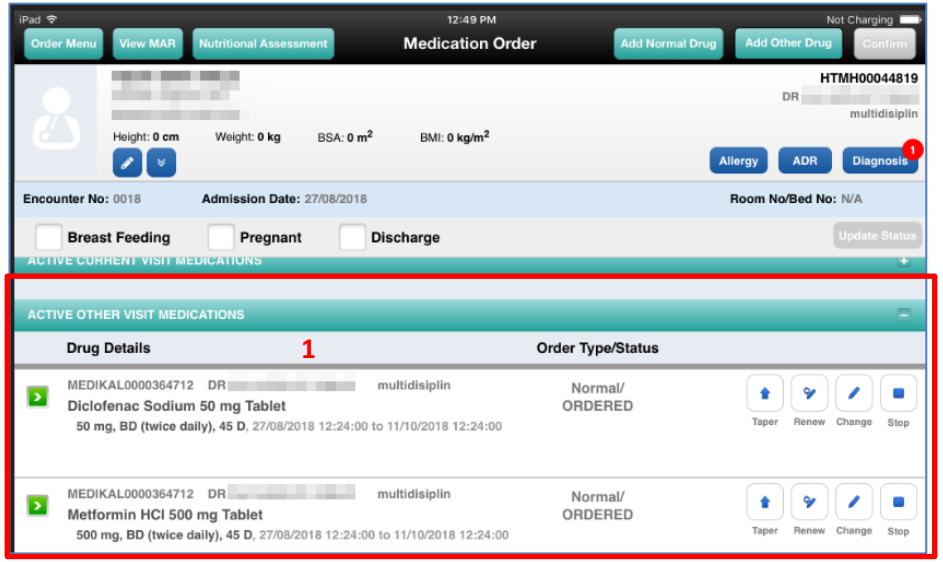 2. Go to Medication Order screen and *order similar drugs(2)* as active outpatient order.

Function Flow	Current Version 1.8	New Version 2.0
	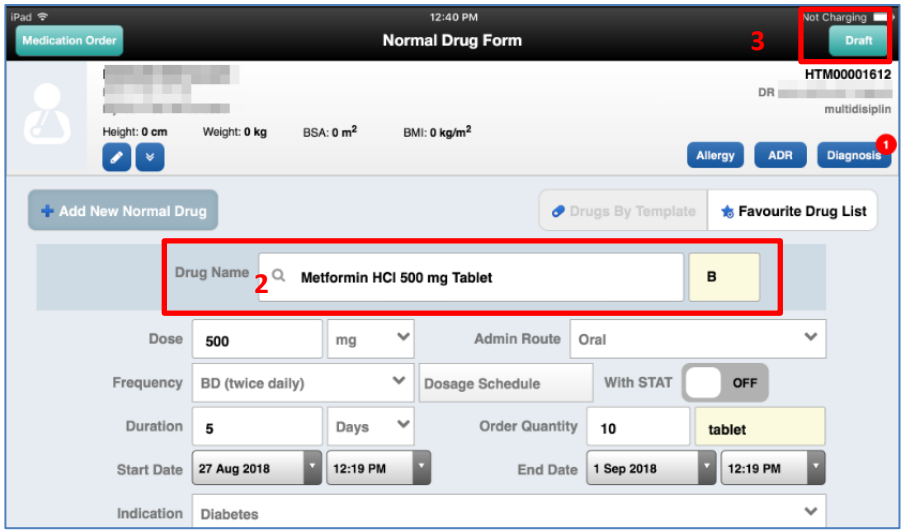 3. Click on Draft*(3)* to add the order into draft list. 4. *Alert appear on duplicate(4)* and ask either to stop the existing outpatient order or continue the outpatient order. 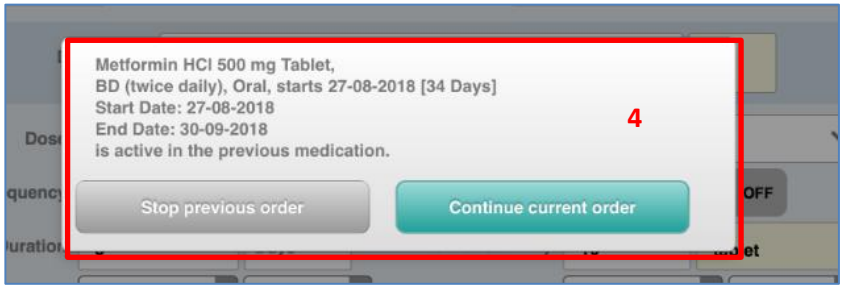	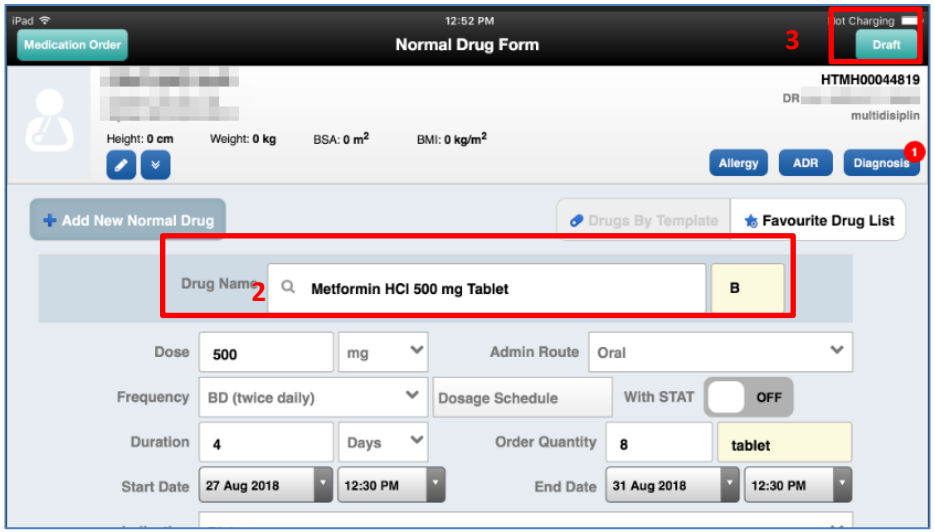 3. Click on *Draft(3)* to add the order into draft list. 4. *Alert appear on duplicate(4)* and ask with 3 options: ○ **Proceed Order** – duplicate order for same drug between inpatient order and outpatient order ○ **Stop Previous Order** – previous outpatient order will be stopped and new inpatient order will save as draft ○ **Continue Previous Order** – previous outpatient order will be continued and no new drug will be created 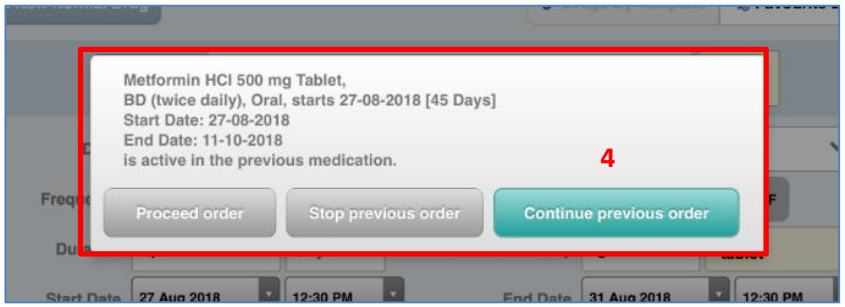

Function Flow	Current Version 1.8	New Version 2.0
		5. User will make their own choice on this and if user choose 'Proceed Order' button, it will *allow duplicate order(5)* to be created. 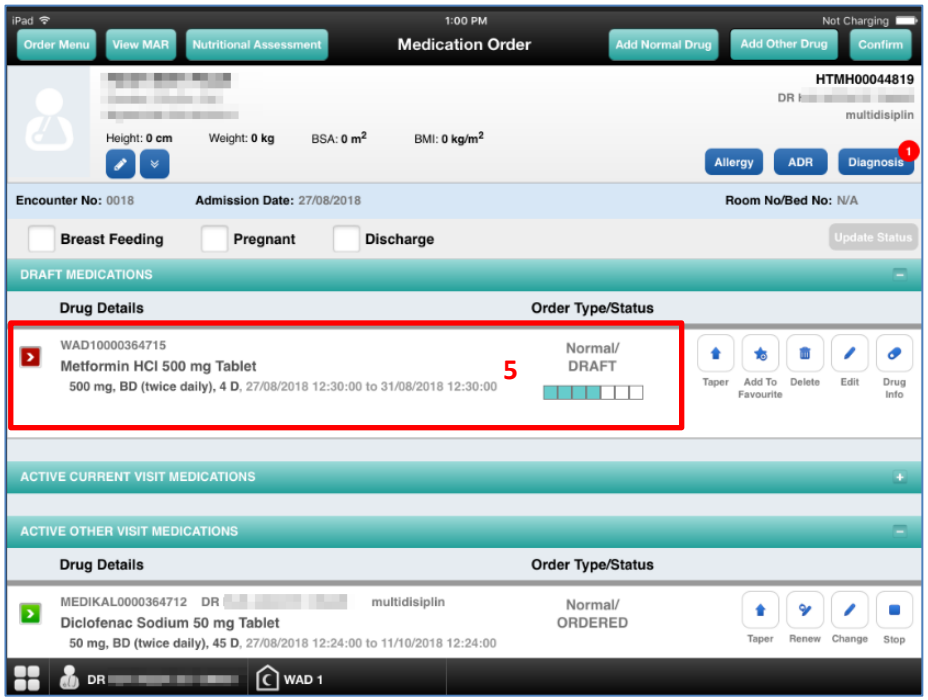 ***Note:*** *Button label for 'Continue Current Order' has been changed to 'Continue Previous Order' in v2.0*

2. Summary of Ticket Number and Requests on Medication Profile Enhancement

No.	Ticket #	Description	Requests	Solution
1.	I-PhIS0155 74516S	**Medication profile - Request to change order status** SIT inform, user request to change order status at Medication profile from ORDERED to OWN MEDICATION after complete dispense if doctor tick OWN MEDICATION while transcribe.	To display Own Medication status for a drug.	To display drug status as <status>/Own Medication at Medication Profile screen for own medication drug. E.g. ORDERED/OWN MED. Apply to both web and mobile.

Function Flow	Current Version 1.8	New Version 2.0
1. Own Medication indicator	1. Order drug as *Own Medication(1)* at Order Management and tab on *Draft(2)* button. 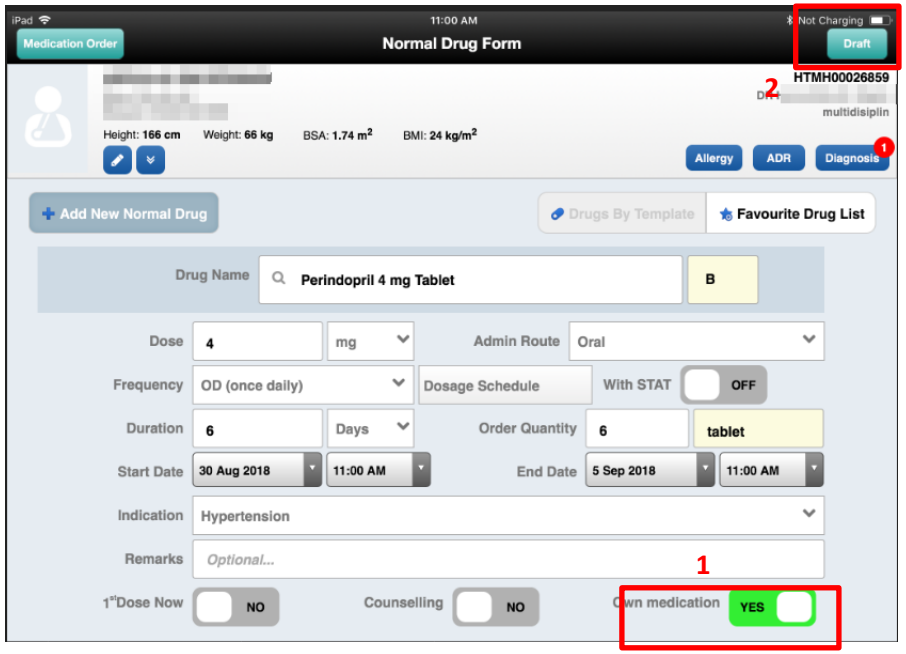 2. View in draft medication, it shown as *'Draft(3)* for this drug. Then click	1. Order drug as *Own Medication(1)* at Order Management and tab on *Draft(2)* button. 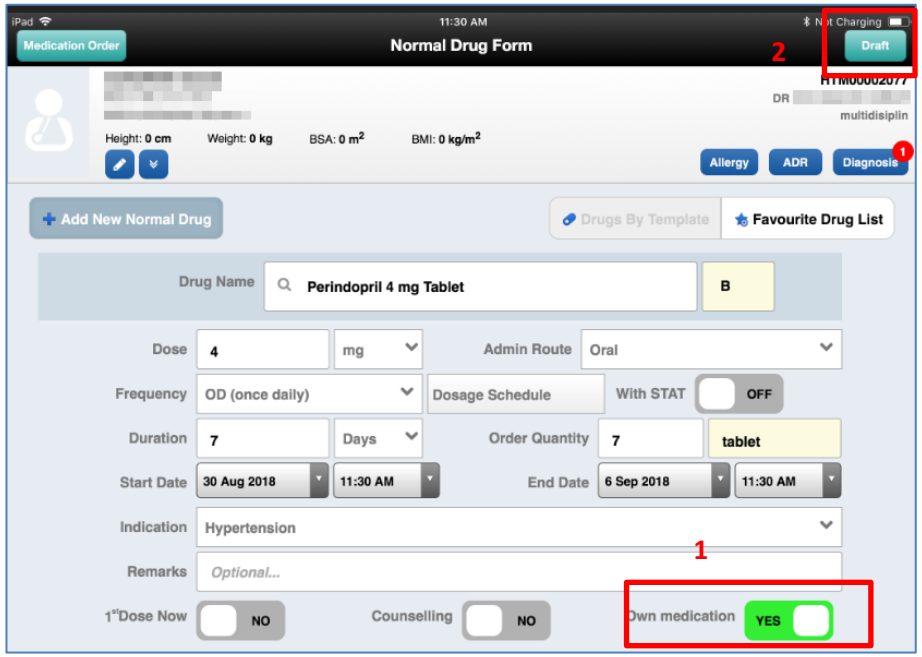

Function Flow	Current Version 1.8	New Version 2.0
	on *Confirm(4)* button. 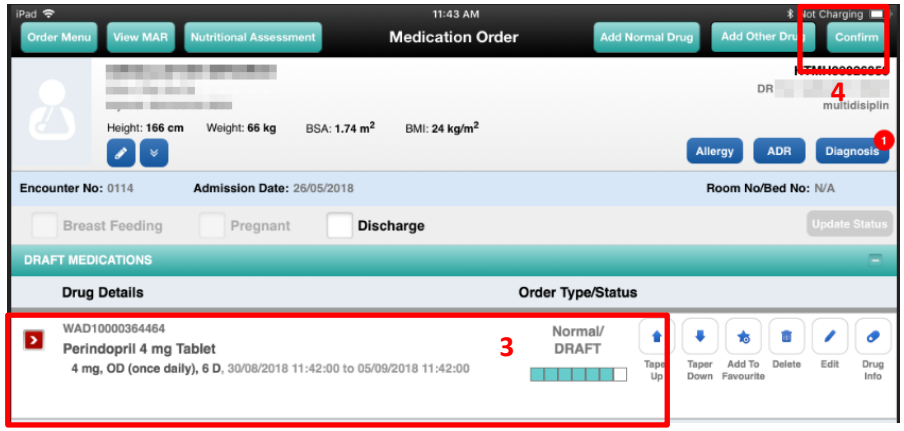 3. View in active current medication, it shown as *'Ordered'(3)* for this drug. 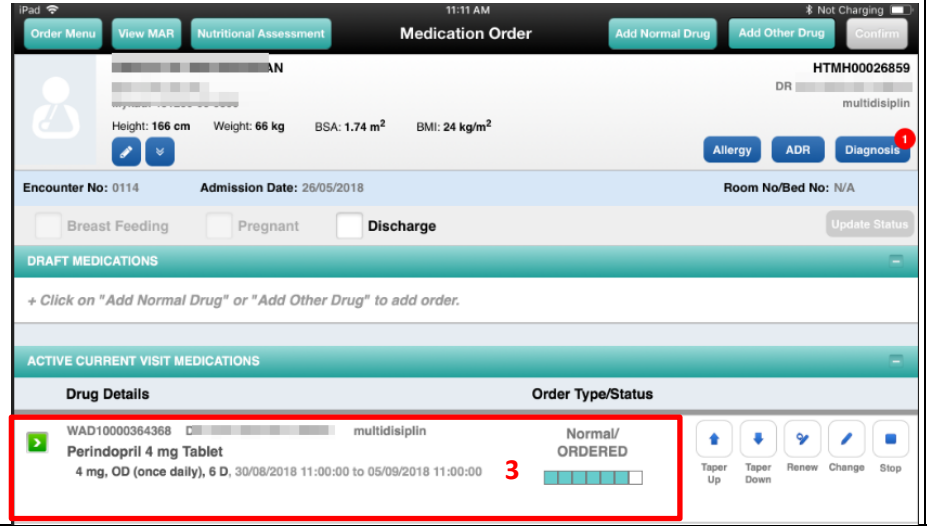 	2. View in draft medication, it shown as *'Draft/Own Med'(3)* for this drug. Then click on *Confirm(4)* button. 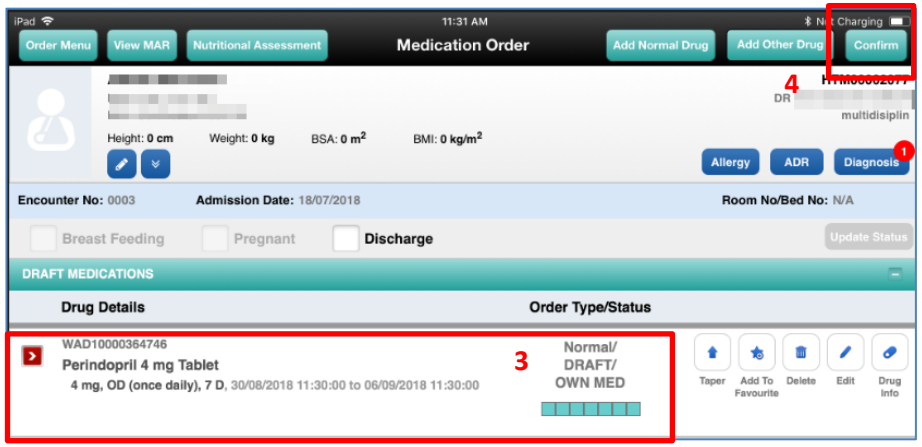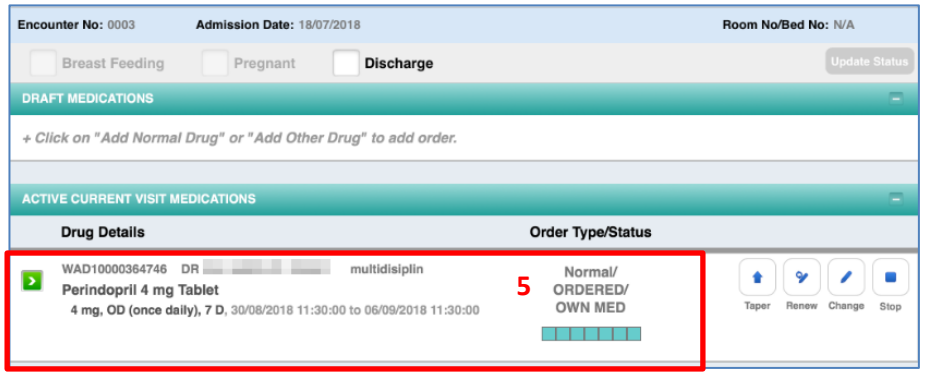 3. View in active current medication, it shown as *'Ordered/Own Med'(5)* for this drug.