Summary of Ticket Number and Requests for Inventory – PO/Budget User Role

No.	Ticket	Description	Summary of Changes	Solution
1.	I-PhIS020 897117S	**Purchase Order & Finance (Budget)** Purchase Order (APPL) 1. Add validation for Creator & Approver user (Creator & Approver must be different user, and only Approver can cancel order/cancel LPO) Finance (Budget) – Allocation, Deduction & Virement 1.Split role for Creator & Approver user (Creator & Approver must be different user)	Creator & Approver must be different user	Creator & Approver must be different user, and only Approver can edit/approve/reject/cancel order/cancel LPO
2.	I-PhIS0208 90417S	**Purchase Order – Cancel after PO approved** In Purchase Order screen, to control by role, to not allow user with only Create/Edit role to edit/approve/cancel the record after already sent for approval. Once already sent for approval, only user with Approval role only can edit/approve/cancel the record.	As per request	

Function Flow	PO/Budget User Role in current Version 2.0	PO/Budget User Role in new Version 2.1
1. Purchase Order	• Purchase Order: Creator and approver user can be the same person if user is assigned with both create and approval role Example: 1. User creates new Purchase Order record: * User is not assigned with role for PO approval 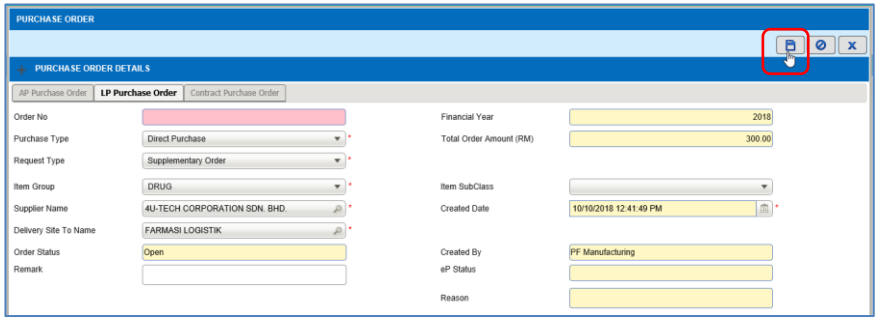 2. Then send for approval 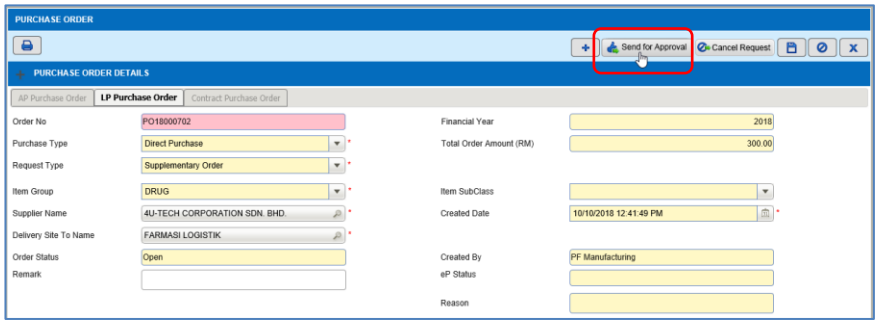	• Purchase Order: Add validation for Creator & Approver user. Creator & Approver must be different user, and only Approver can cancel order/cancel LPO Solution details: 1. In 'Facility Configuration' screen, added new field 'Approver Validation' checkbox. Once checkbox is selected, validation of create and approver user is applicable for both 'Purchase Order' and 'Allocation/Deduction/Virement' screen. 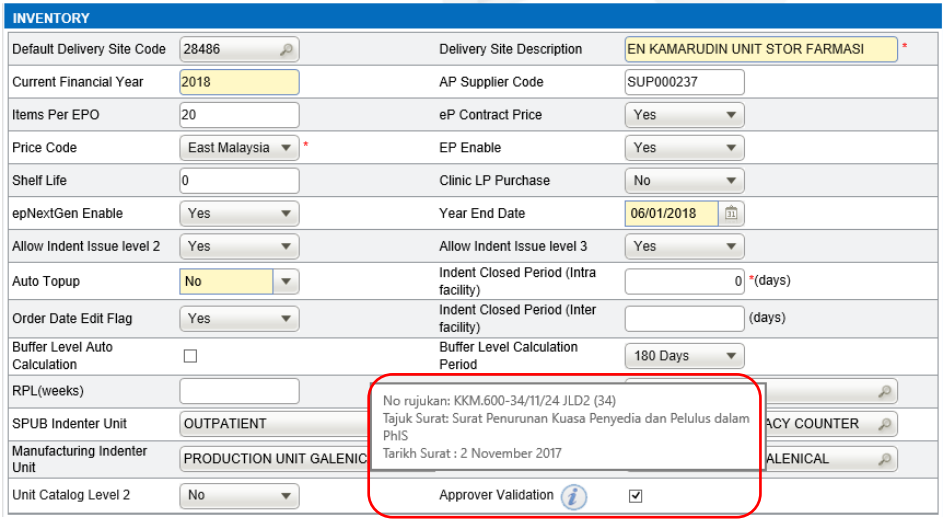

Function Flow	PO/Budget User Role in current Version 2.0	PO/Budget User Role in new Version 2.1
	3. Same user is unable to edit/approve/cancel record 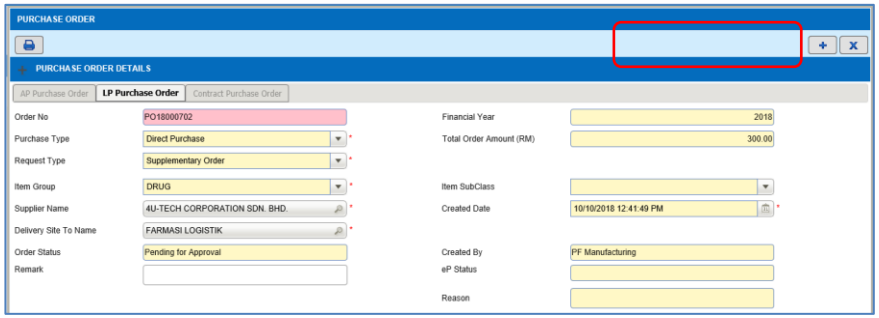 4. However, once user is assigned with role that can approve PO (Pharmacist Head of Store): 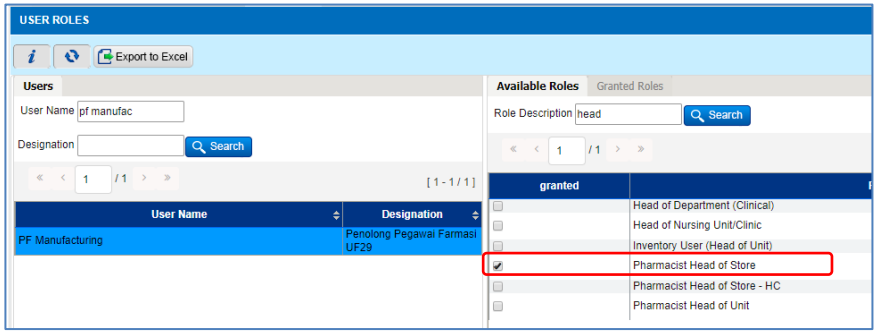 5. User able to proceed with editing/approval/cancel order/cancel LPO:	2. User creates new Purchase Order record until Approval screen: * User is assigned with role for PO approval 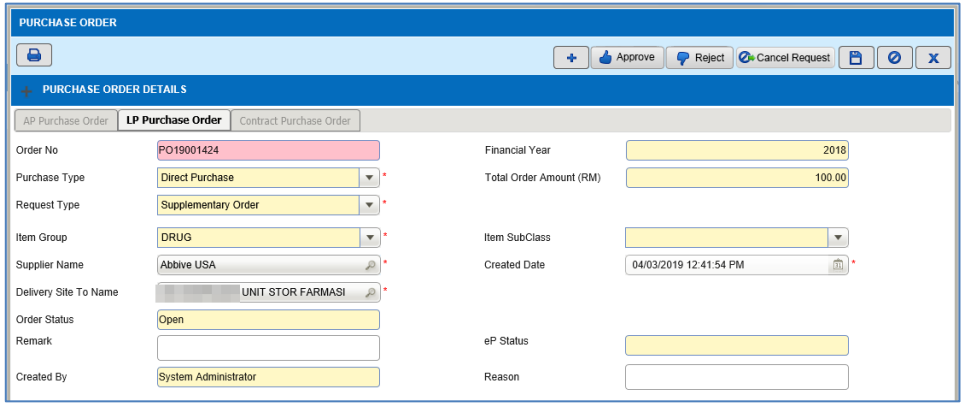 3. Same user is unable to update the record: i. On click of Approve/Reject/Cancel Request/Save/Cancel LPO button, alert message of – 'This function is prohibited for record creator user!' is displayed. ii. Creator user can only view the record even when already assigned with approval role. 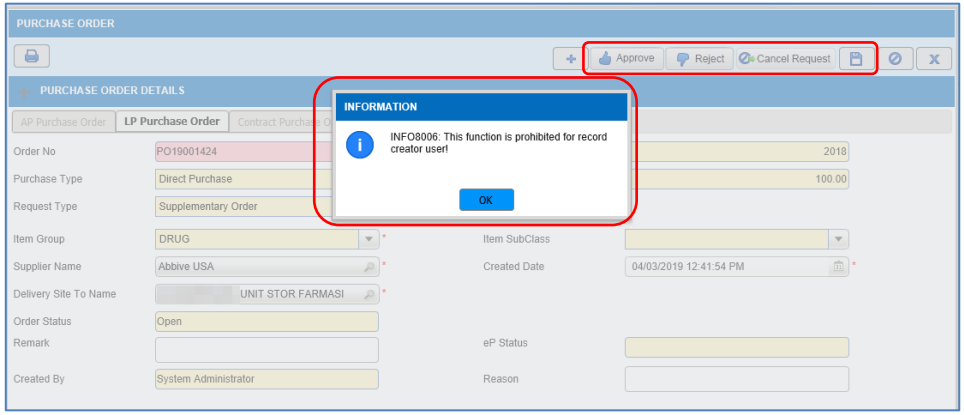

Function Flow	PO/Budget User Role in current Version 2.0	PO/Budget User Role in new Version 2.1
	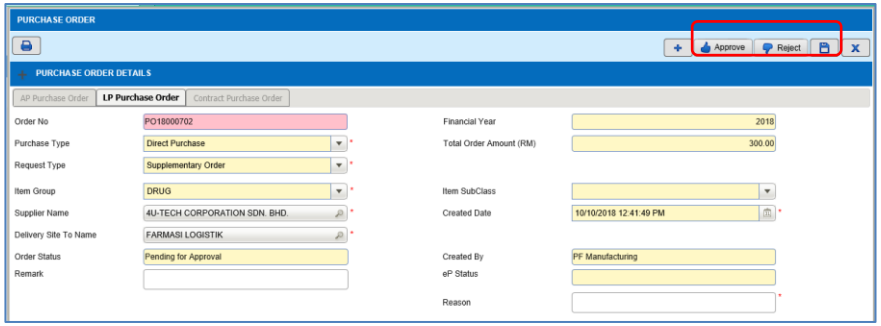 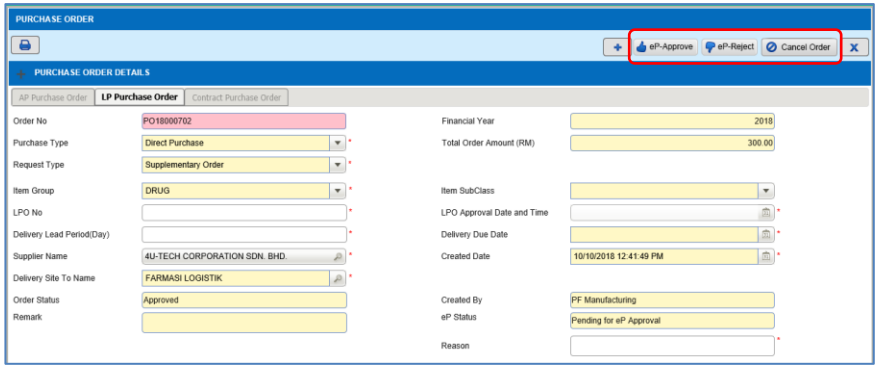 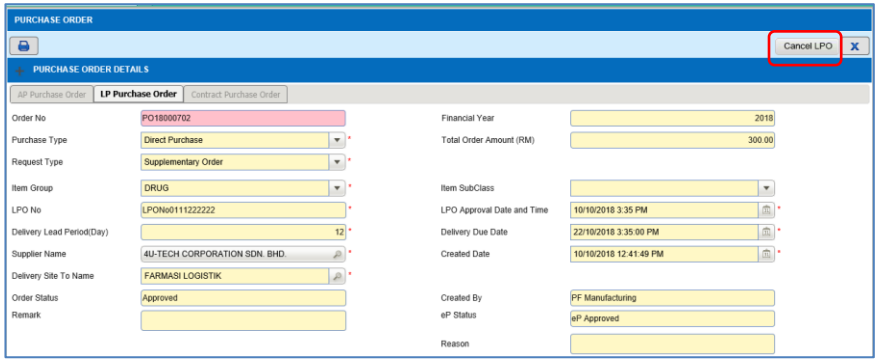	4. Need to login with different user with approval role, then able to proceed edit/approve/reject/cancel record. 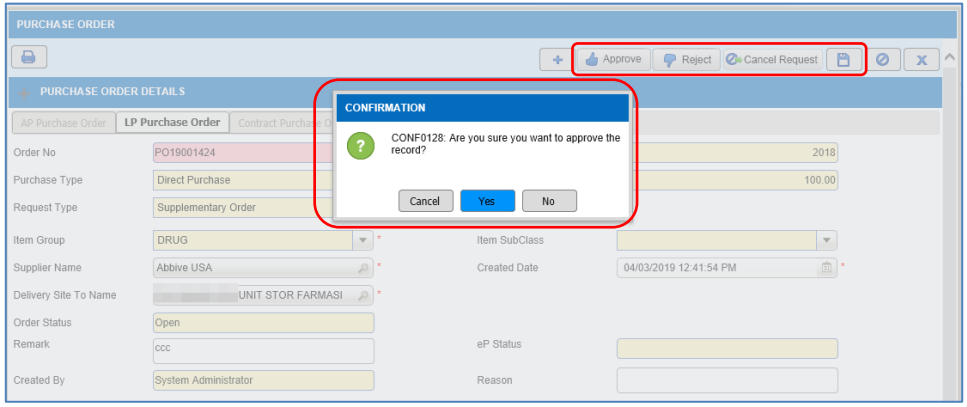

Function Flow	PO/Budget User Role in current Version 2.0	PO/Budget User Role in new Version 2.1
2. (Budget) Allocation, Deduction & Virement	• Allocation/Deduction/Virement: Creator and approver user can be the same person if user is assigned with both create and approval role Example: 1. User creates new Allocation/Deduction/Virement record and proceed to send for approval: * User is not assigned with approval role 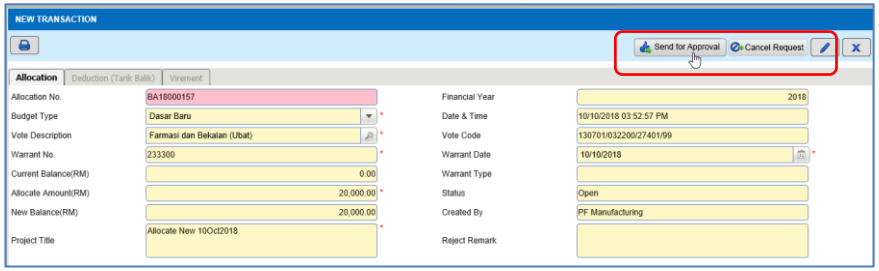 2. Same user is unable to edit/approve/cancel record 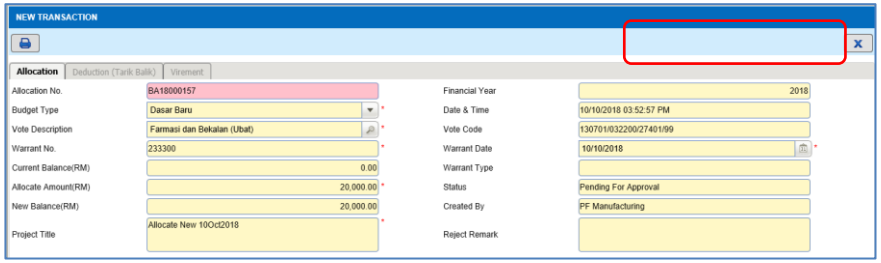	• Allocation/Deduction/Virement: Add validation for Creator & Approver user. Creator & Approver must be different user, and only Approver can approve/reject record Solution details: 1. User creates new Allocation/Deduction/Virement record until Approval screen: * User is assigned with approval role 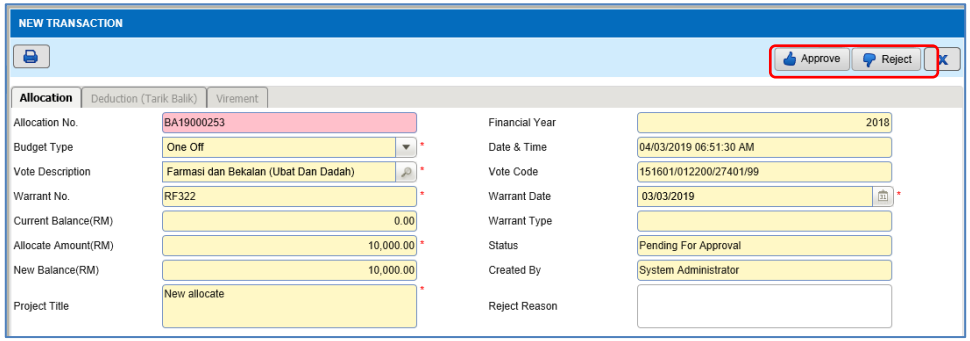 2. Same user is unable to update the record: i. On click of Approve/Reject button, alert message of – 'This function is prohibited for record creator user!' is displayed. ii. Creator user can only view the record even when already assigned with approval role. 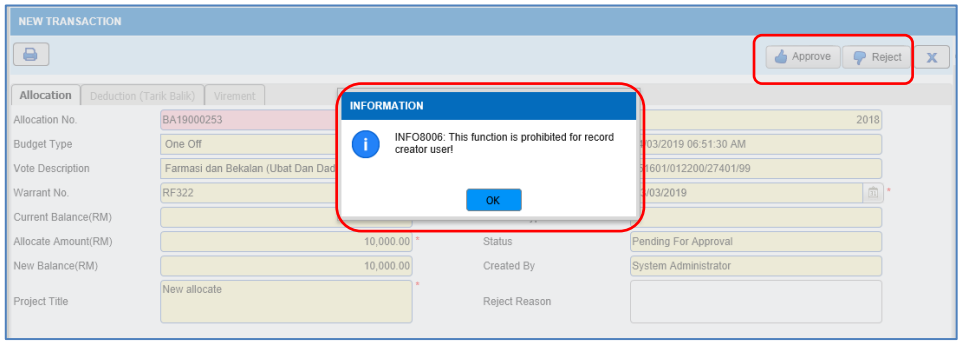

Function Flow	PO/Budget User Role in current Version 2.0	PO/Budget User Role in new Version 2.1
	3. However, once user is assigned with role that can approve record (Pharmacist Head of Store): 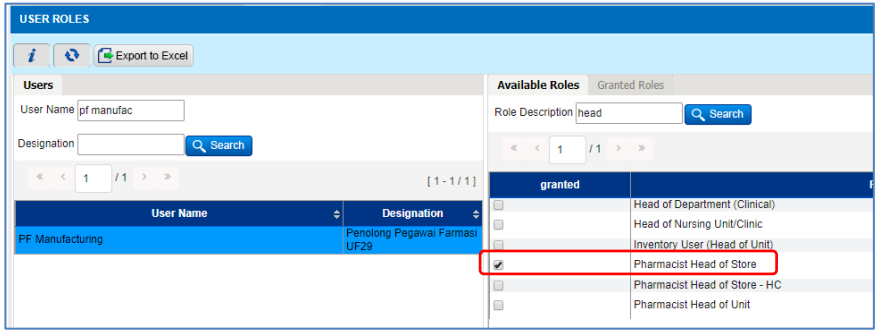 4. User able to proceed with approve/reject record: 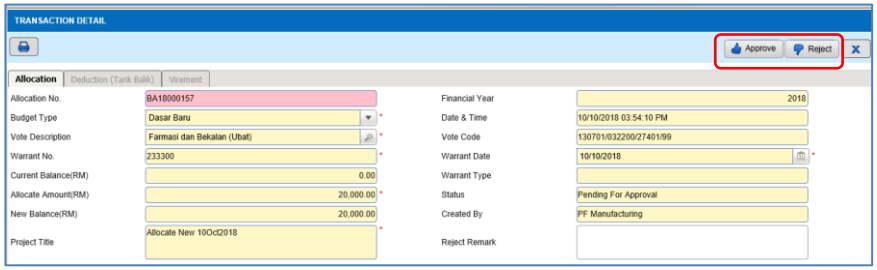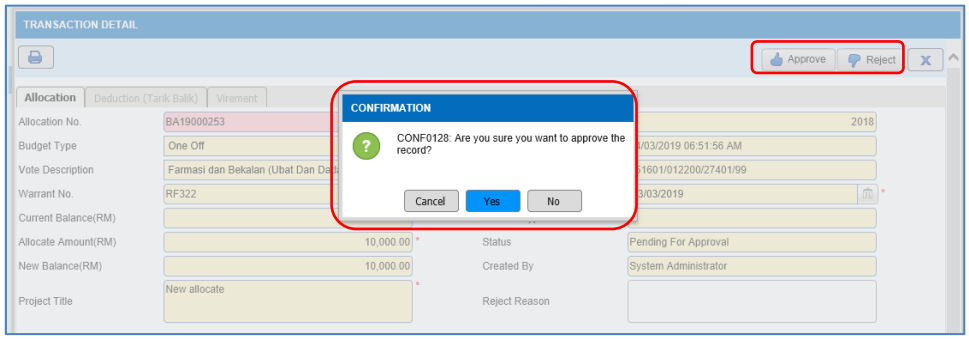 	3. Need to login with different user with approval role, then able to proceed approve/reject record.