Summary of Ticket Number and Requests for Inventory – Penalty

No.	Ticket	Description	Summary of Changes	Solution
1.	I-PhIS0134 87416S	Penalty-Penalty Verification and Payment-To be added in facility. To be added in facility, no longer in IWP.	For hospital, penalty verification and payment to be done in facility level, not IWP	Penalty verification and payment to be in facility (Hospital). In HQ available for PKD verification and payment only.
2.	I-PhIS0208 10517S	**Penalty Incident (Listing Page)** 1. Add new column and new filtering named, "HQ Verification Status" and "HQ Payment Status" 2. Both Status consist of: a. Approved b. Cancelled c. Closed d. Open e. Pending for Approval f. Rejected 3. This column to display status of verification/payment in HQ (IWP) in order to alert user the status of penalty 4. The filtering to allow user to filter by verification/payment status 5. 'Penalty Amount' to rename to 'Proposed Penalty Amount', and add new column for 'Approved Penalty Amount'. 'Approved Penalty Amount' will display value only after payment is approved in HQ/IWP based on the approved amount.	To enhance screen	1. Add new column and new filtering named, 'HQ Verification Status' and 'HQ Payment Status'. 2. Penalty Amount to rename to Proposed Penalty Amount, and add new column for Approved Penalty Amount. Approved Penalty Amount will display value only after payment is approved in HQ/IWP based on the approved amount.

Function Flow	Penalty in current Version 2.0	Penalty in new Version 2.1
1. Penalty transaction process flow	• Penalty Incident is created in facility then sync to IWP for Incident approval, Verification and Payment • Applicable for both facility type = 'Hospital' and 'KK' 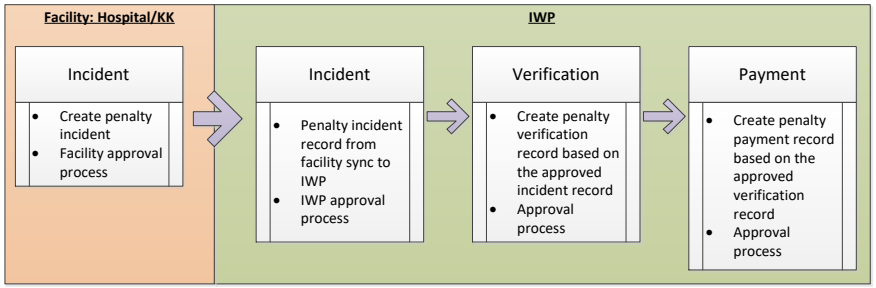 	• Separate flow between hospital and KK facility. **KK/PKD Environment** • Remain as current flow for KK facility where Incident is created in KK then Verification and Payment is done in IWP (PKD). 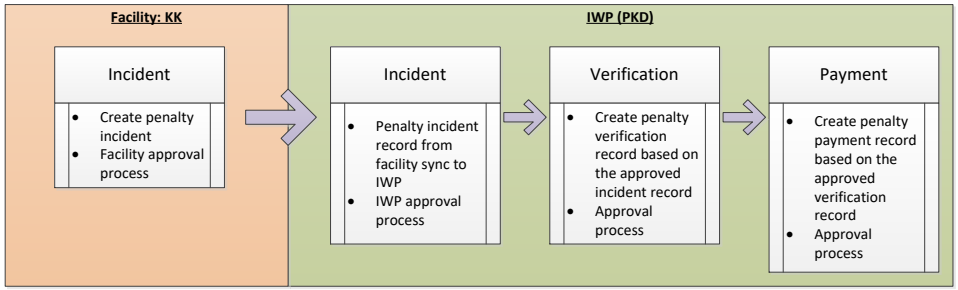

Function Flow	Penalty in current Version 2.0	Penalty in new Version 2.1
		Hospital Environment • New process flow for hospital facility: All process to be in facility level only <u>Scenario A: IWP v2.1, Facility v2.1</u> i. User able to approve Incident, Verification and Payment records at facility level. However all records will also be sent to IWP maintaining previous version data flow. ii. In v2.1, same records will be available to be approved in both facility and IWP, once approved in IWP status will sync and update record at facility. iii. In IWP remain as editable to cater multiple versions between facilities. Once all facilities deployed with v2.1, only then able to allow read-only function at IWP for penalty records from hospital facility. 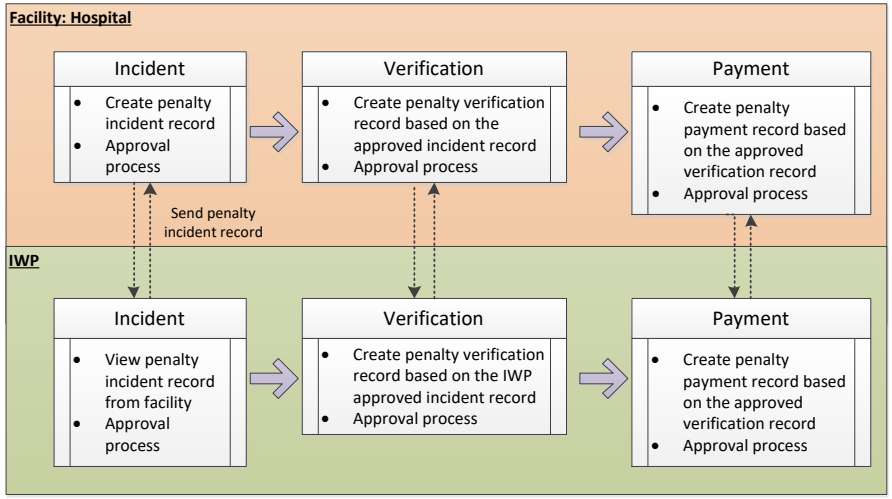

Function Flow	Penalty in current Version 2.0	Penalty in new Version 2.1
		Scenario B: IWP v2.1, Facility v2.0/v1.8 i. User able to proceed with Incident, Verification and Payment approval at IWP level 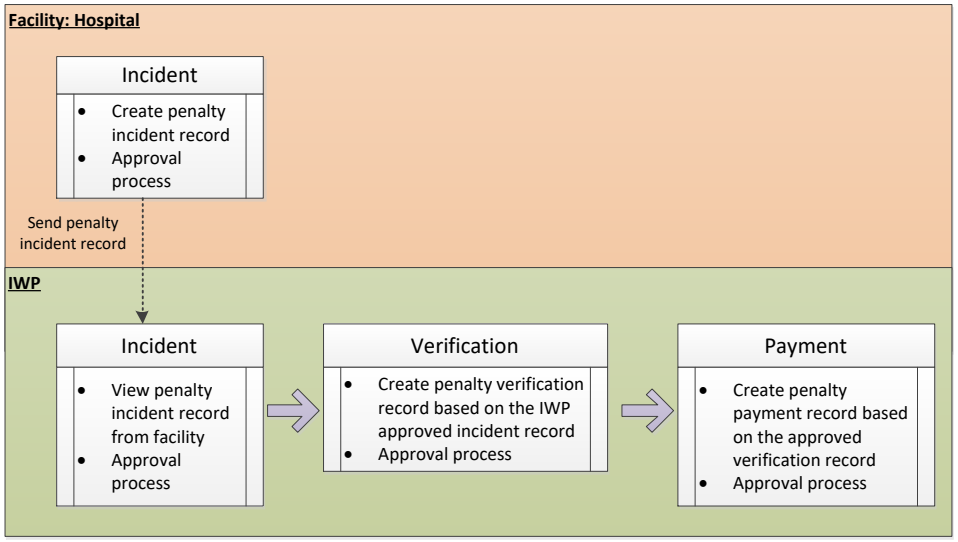

Function Flow	Penalty in current Version 2.0	Penalty in new Version 2.1
2. Hospital Environment : New Flow	• **Facility Level - Penalty menu**: In hospital facility level, only able to update 'Incident' transaction 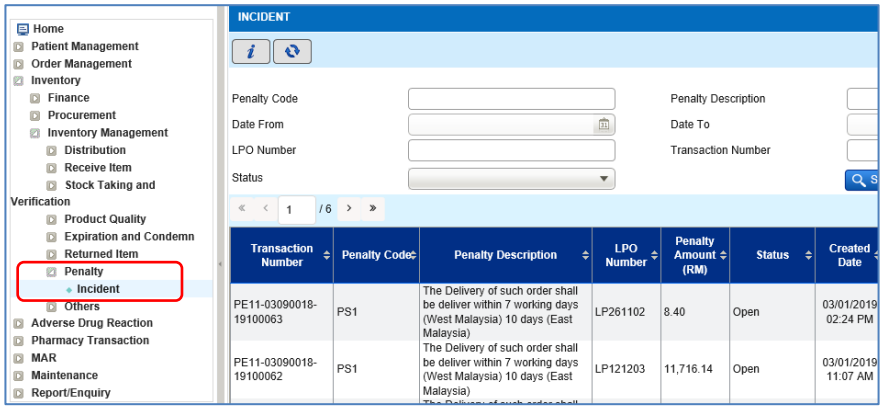	• **Facility Level - Penalty menu**: In hospital facility level, able to update 'Incident' record, create/approve 'Verification' record and create/approve 'Payment' record 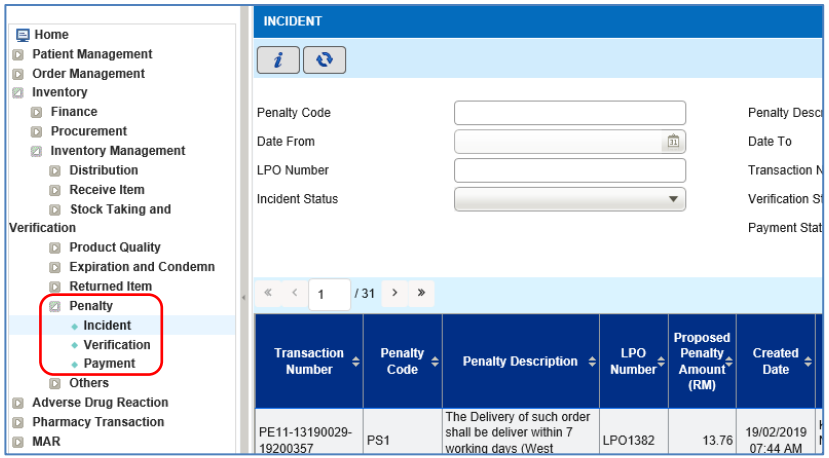

Function Flow	Penalty in current Version 2.0	Penalty in new Version 2.1

Penalty in current Version 2.0

- **Facility level - Penalty Incident** listing page:

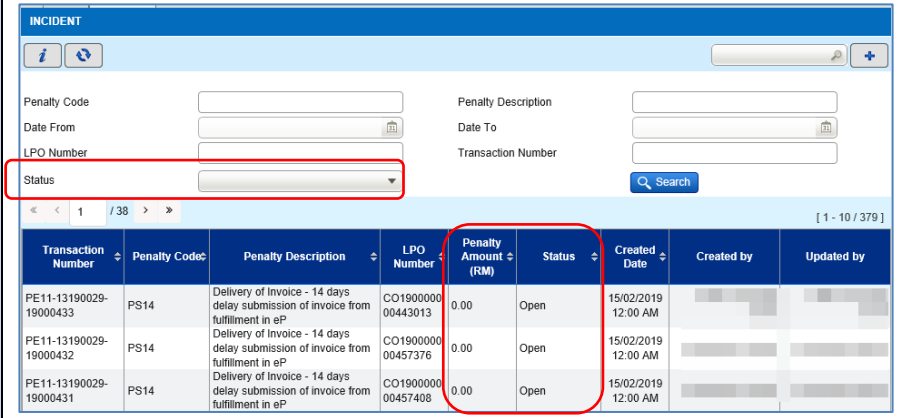

- Facility user to update and approve the record the record will flow to IWP for IWP user to approve the record in **IWP Penalty Incident** screen.

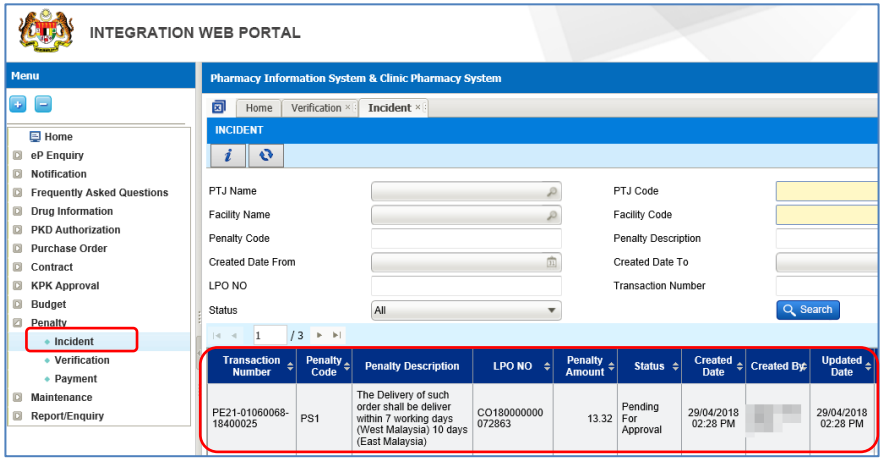

Penalty in new Version 2.1

- **Facility level - Penalty Incident** listing page:

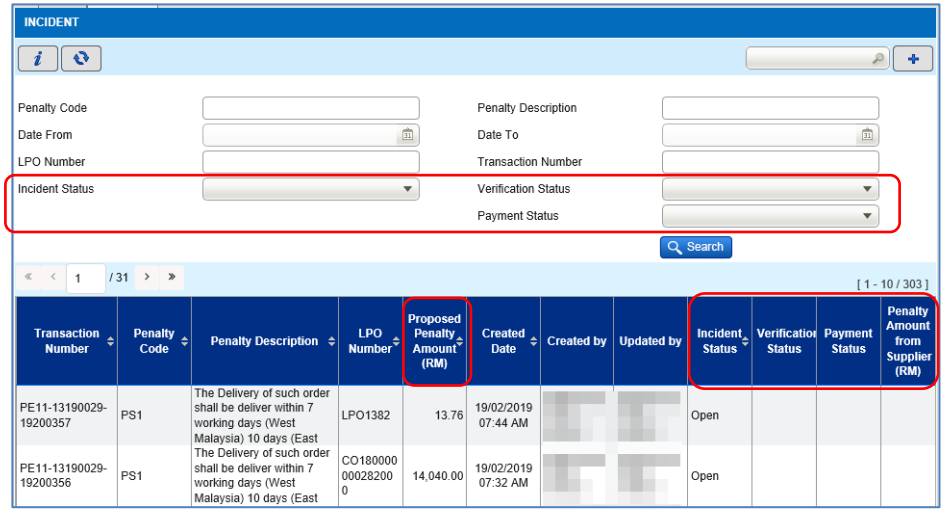

i. Rename search field and column from 'Status' to 'Incident Status'.
ii. New column and new filtering added for 'Verification Status' and 'Payment Status'.
iii. For both Status drop down able to filter records based on these status:
   - Approved, Cancelled, Closed, Open, Pending for Approval and Rejected
iv. 'Verification Status' and 'Payment Status' column to display status of verification/payment done in facility.
v. 'Penalty Amount (RM)' to rename to 'Proposed Penalty Amount (RM)', and add new field/column for 'Penalty Amount from Supplier (RM)' which will display value only after payment is approved in Penalty Payment screen based on the amount entered in column 'Penalty Amount from Supplier (RM)'.

- Facility user to update and approve the record the record will flow to **Facility level - Penalty Verification** screen.

Function Flow	Penalty in current Version 2.0	Penalty in new Version 2.1
	• **IWP Penalty Verification** listing page: Penalty verification is done at IWP level i. Listing page 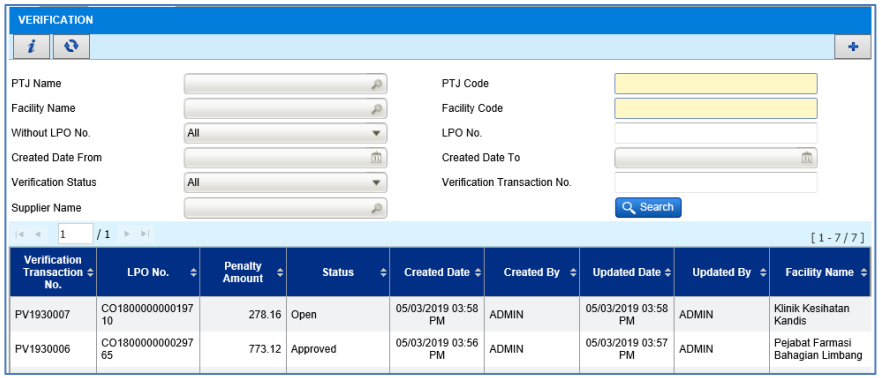 ii. Create new record 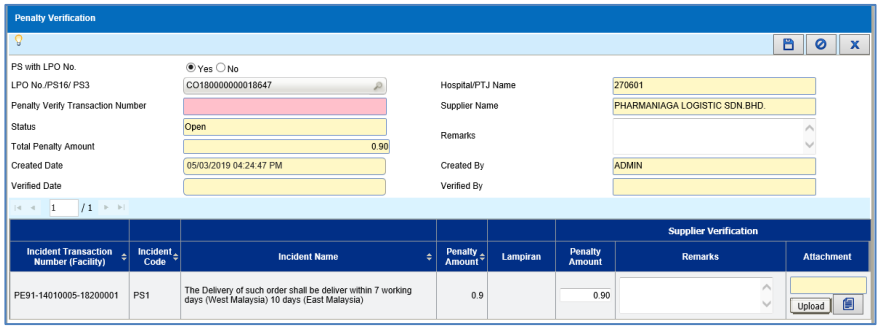 • Once record is approved in **IWP Penalty Verification** screen, record will flow to **IWP Penalty Payment** screen.	• **Facility Level – Penalty Verification** screen: i. Listing page 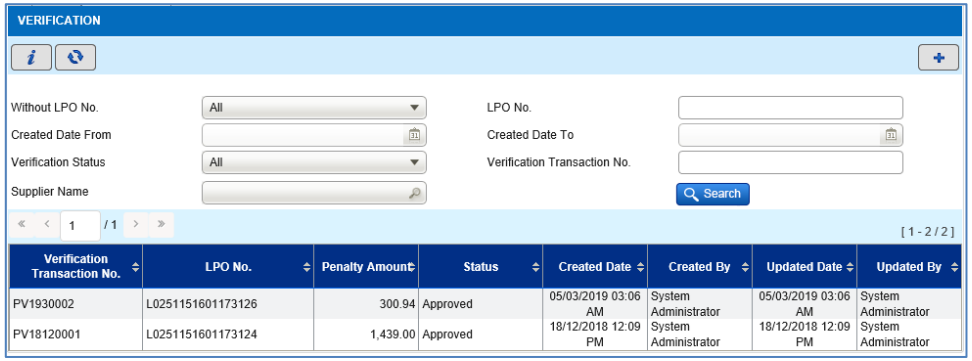 ii. Create new record 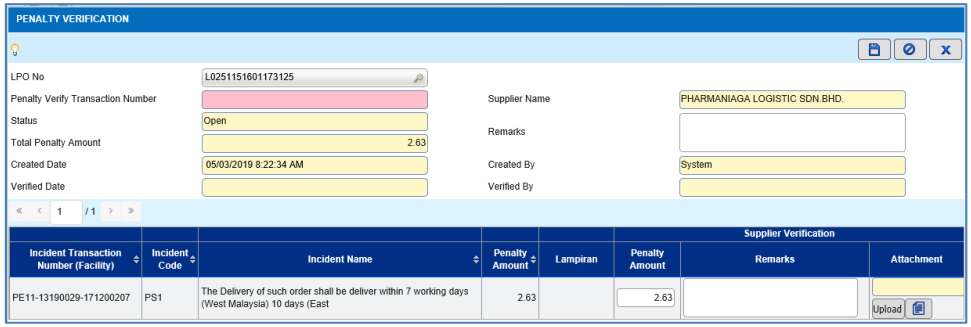 • Once record is approved in **Penalty Verification** screen, record will flow to **Facility level - Penalty Payment** screen.

Function Flow	Penalty in current Version 2.0	Penalty in new Version 2.1
	• **IWP Penalty Payment** listing page: Penalty Payment is done at IWP level i. Listing page 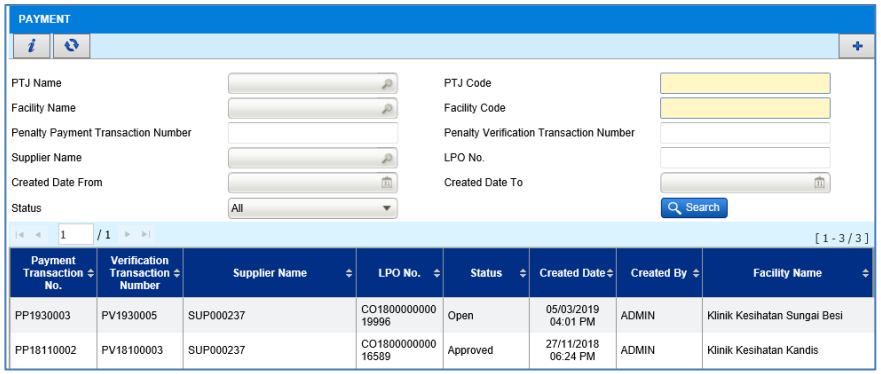 ii. Create new record 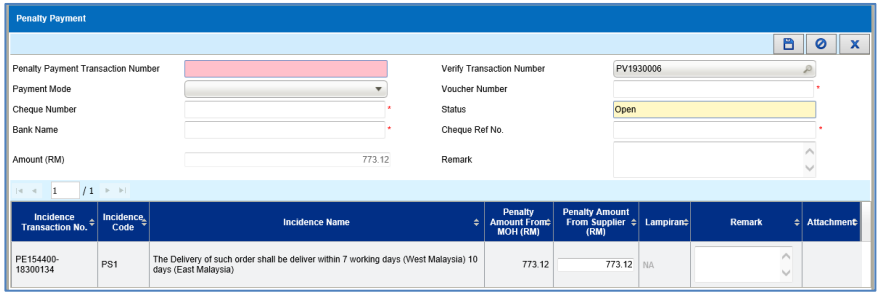 • Once approved record in **IWP Penalty Payment** screen, penalty transaction is completed.	• **Facility Level – Penalty Payment** screen: i. Listing page 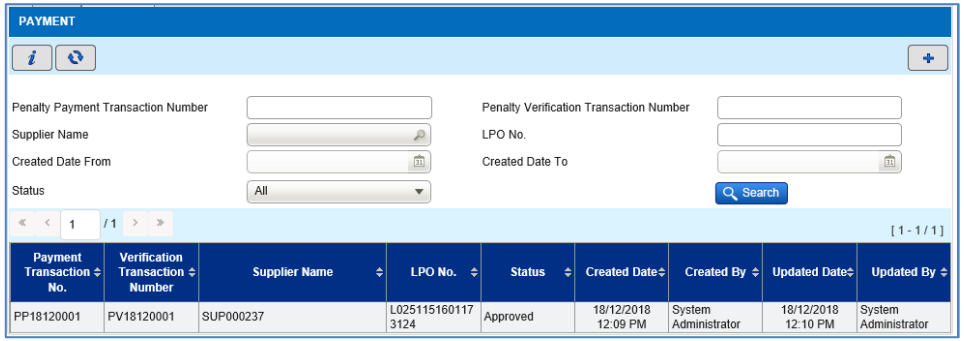 ii. Create new record 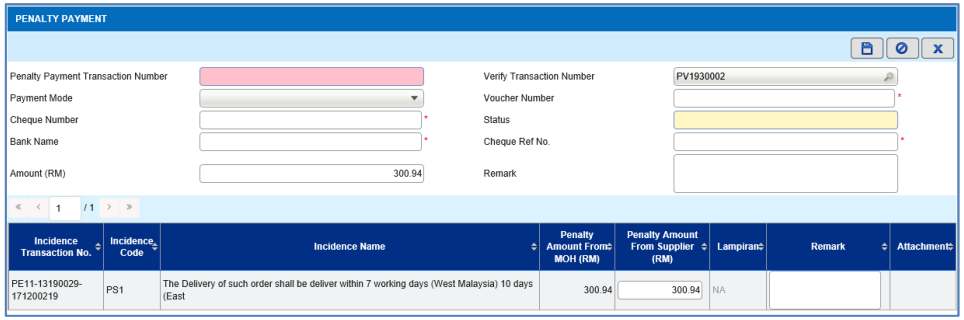 • Once approved record in **Facility Level - Penalty Payment** screen, penalty transaction is completed.