1. Summary of Ticket Number and Requests on MAR and View MAR

No.	Ticket #	Description	Requests	Solution
1.	I-PhIS0082 86214S	**MAR : Request for filter dosage frequency on screen MAR** User request for filter drug dosage frequency for type STAT and PRN and Drug name.	To display PRN and STAT status in patient list in (web and mobile). Drug name filter in WEB available after user open MAR Dialog.	1. To display dosage frequency for type STAT and PRN (mobile and web).
2.	I-PhIS0187 14217S	**MAR(Mobile/Web) - Request to add sorting of drug with stat** User (specialist) request to add sorting of drug with stat/once/single dose will go below active drug and above stop/discontinue drug for IPAD and PC in VIEW MAR. Justification: 1. No daily monitoring needed for stat/once/single dose 2. Easier for user to monitor MAR Refer file upload for further detail.	Change solution to filter by STAT in listing page. By doing this, user shall be able to see which record due for STAT serving.	
2.	I-PhIS0082 86614S	**MAR - Single click late serving reason** User request One click late serving reason for late serve after click late serving, then update reason just one for all late serving that user updated.	Update 'Late Serve' for multiple drugs at one time.	2. To update late serve for multiple drug at one time. Once click on late serving reason for late serve after click late serving, then update reason just one for all late serving that user updated.
3.	I-PhIS0090 04115S	**View MAR & Medication Administration Record-Add on numbering at Order Details** User request to have numbering in Order Details listing.	Solution change to group the MAR/View MAR record by grouping of normal drug and CDR drug.	3. Grouping of normal drug and CDR drug where CDR order will be on top and normal order will be below CDR. Sorting still follow alphabetical and active drug first then followed by inactive drugs.

No.	Ticket #	Description	Requests	Solution
4.	I-PhIS0183 77217S	**Add Pharmacist remark in the MAR Screen** user request to add pharmacist remark in the MAR or any appropriate place that Staff nurse can view. This will help staff nurse to administer or withhold meds that pharmacist hold	Suggest to add another remarks column in MAR.	4. Add pharmacist remarks in MAR screen, both mobile and web. Suggest to add another remarks column in MAR.
5.	I-PhIS0161 08716S	**MAR Web and Mobile - Unable to select reason if user select Not Administered** User reported user unable to select reason if user select not Administered. Patient are from Emergency and transferred to Ward 2. After transferred to Ward 2, should be SN make MAR record for patient during 3AM to 5AM but SN did not make it. At 8AM, the drug already overdue. User login as Not Administered, want to tick reason but user cannot select the reason but user can insert Remark only. As per informed if user login as Late Administered, user can select reason.	Enable to select reason for Not Administered	5. MAR Web and Mobile - Able to select reason if user select Not Administered.
6.	I-PhIS0197 88617S	**Request: MAR- Search patient name by 'Name'** Receive email from user request: Carian nama pesakit : Kesukaran untuk mencari nama pesakit disebabkan ianya menggunakan MRN phis. Cadangan: Carian adalah menggunakan nama pesakit. Perkara ini juga pernah diajukan tetapi masih tiada penyelesaian	Add in filter by IC number and patient name in MAR.	6. Add in filter by IC number and patient name in MAR Web.
7.	I-PhIS0183 65117S	**IPAD - Request by user for MAR** Request by user for Medication Administration Record module, Reason others show on the top at MAR	Add in Reason= 'Other' in MAR	7. Add reason='Others' at the bottom of the list.

Function Flow	Current Version 2.0	New Version 2.1
1. Display drug with STAT and PRN status in MAR	1. Go to MAR record and find patient with drug order STAT and PRN. 2. User are not able to see *STAT(1)* status in web MAR listing. They only able to see PRN status in the listing page. 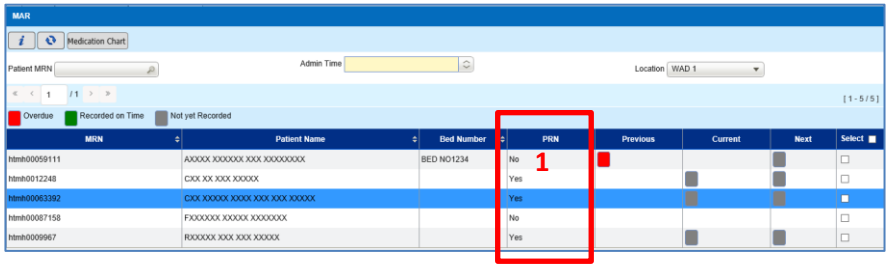 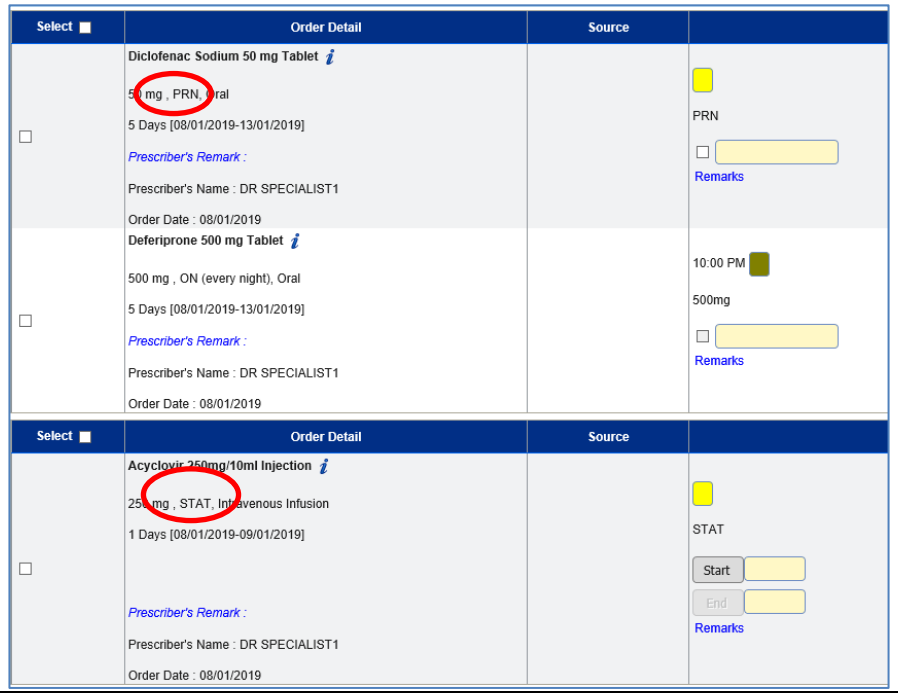	1. Go to MAR record and find patient with drug order STAT and PRN. 2. User are not able to see *PRN and STAT(1)* status in web. 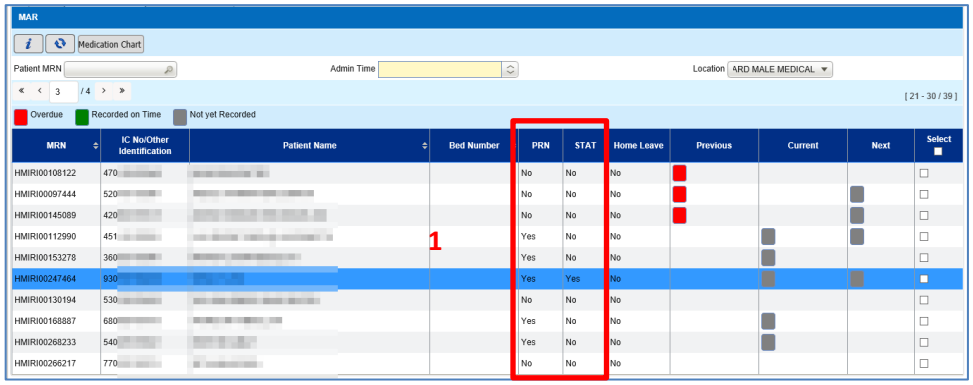 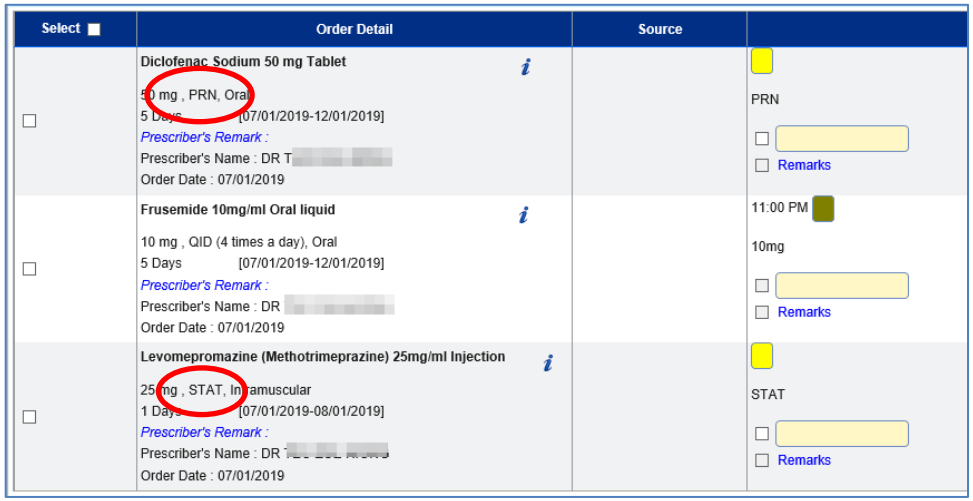

Function Flow	Current Version 2.0	New Version 2.1
2. Update late serve for multiple drug at one time.	1. Go to MAR and select patient record with overdue status. 2. User *not able to tick checkbox(1)* on multiple overdue drugs. 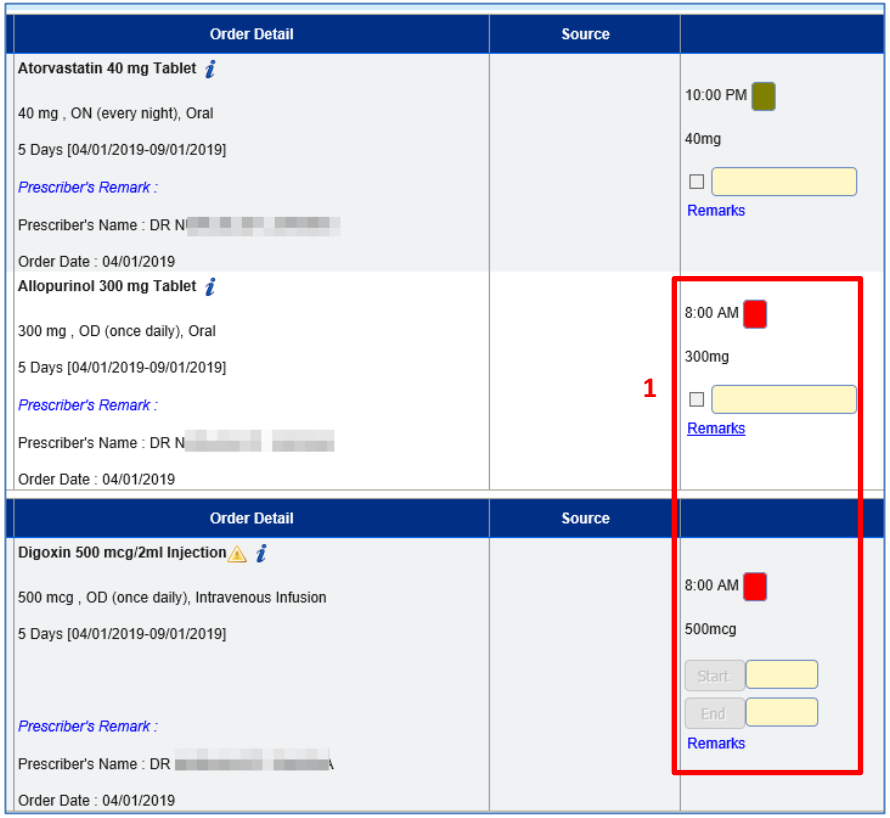 3. To proceed, user needs to click on *Remarks link(2).*	1. Go to MAR and select patient record with overdue status. 2. *Checkbox(1)* is available to be ticked. 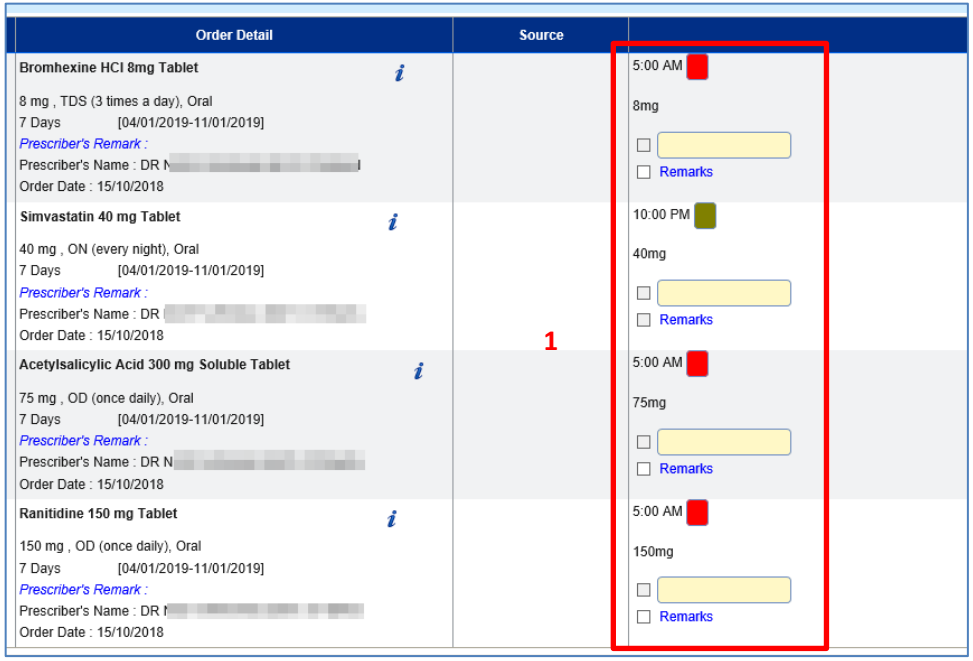 3. To proceed, ticked on *checkbox next to Remarks link for multiple overdue drugs(2).* ***Notes**: once used choose to tick on the checkbox, **Remarks** link will be **disable**.*

Function Flow	Current Version 2.0	New Version 2.1

Current Version 2.0

4. Then *MAR Remarks(3)* pop up window will appear.

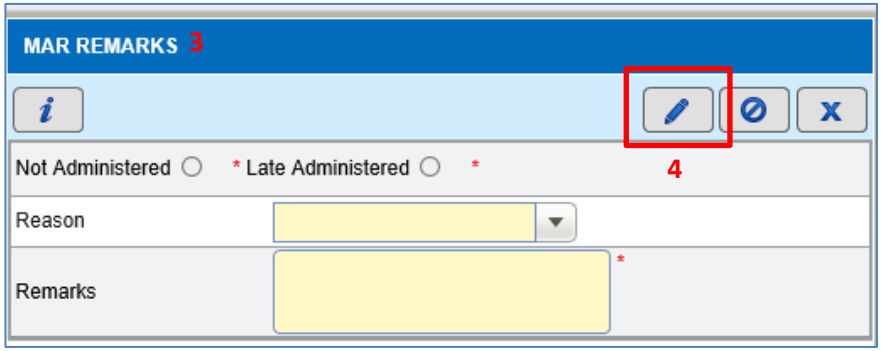

5. Clicked on *Edit(4)* button and choose the overdue status as 'Not Administered' or 'Late Administered'. Eg, we choose Late Administered.
6. Then entered the *Reason and Remarks(5)* and click on *Save(6)* button.

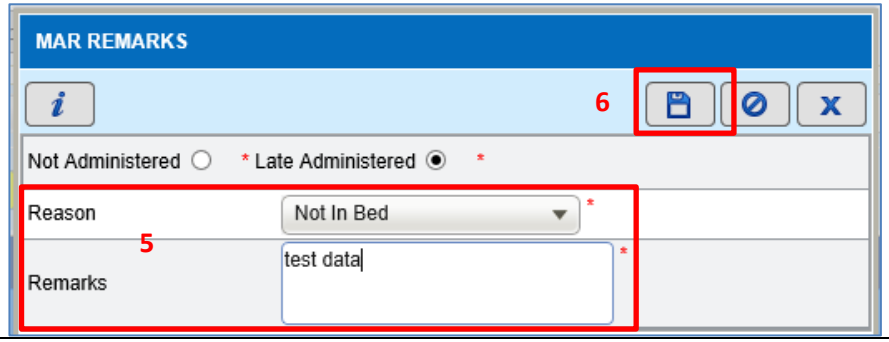

New Version 2.1

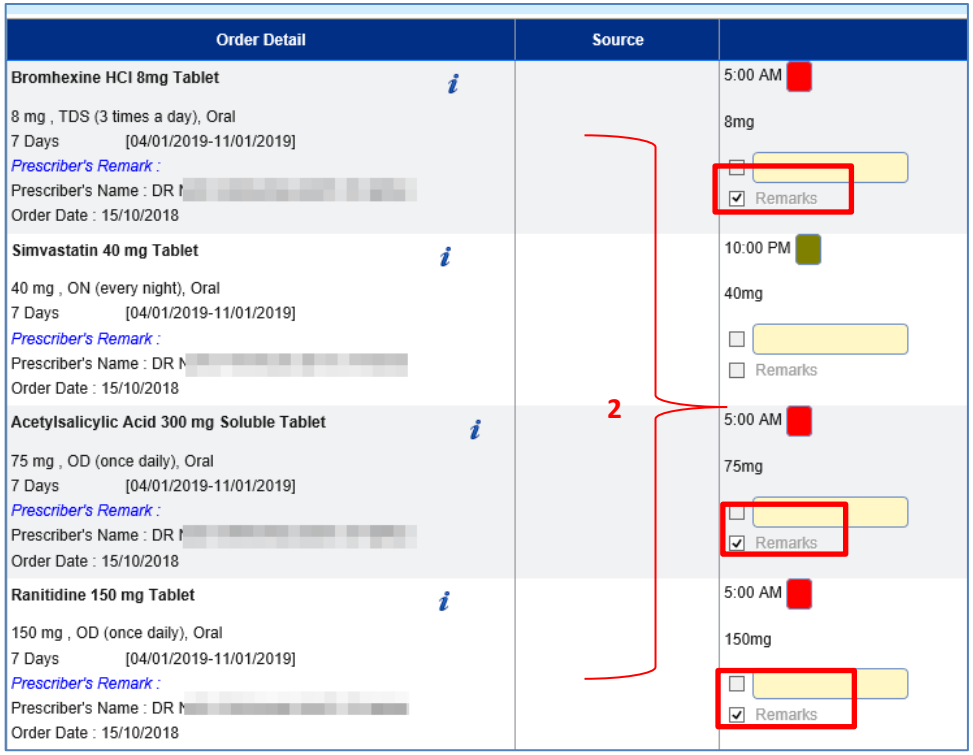

4. Then clicks on *Record(3)* button.

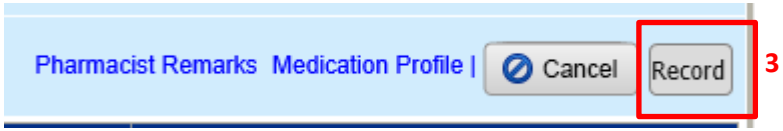

5. *MAR Remarks(4)* pop up window will appear as below. Choose the overdue status as 'Not Administered' or 'Late Administered'. Eg, we choose Late Administered.
6. Then entered the *Reason and Remarks(5)* and click on *Save(6)* button.

Function Flow	Current Version 2.0	New Version 2.1
	7. Confirmation message below will appear. 8. Click on OK and only 1 drug record will be updated to *Late Administered(7)*. 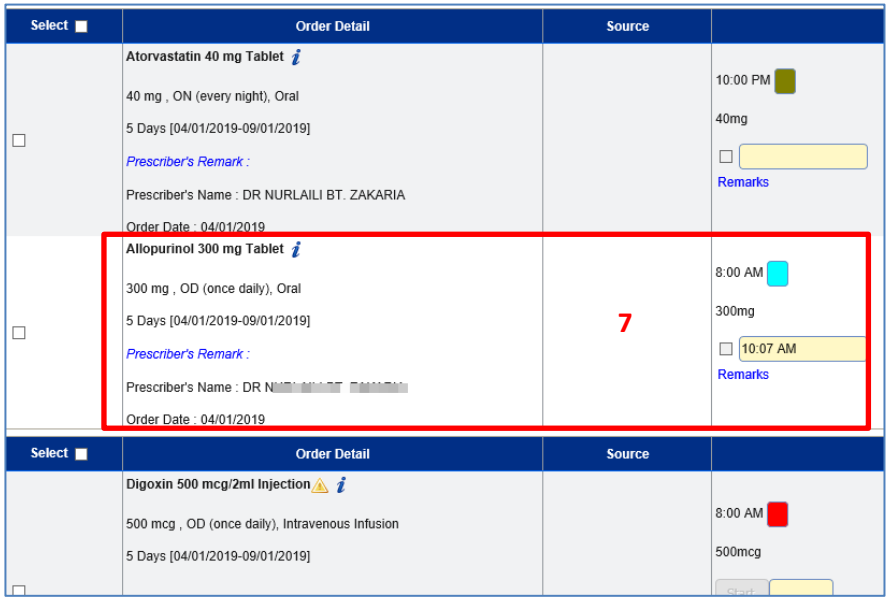 	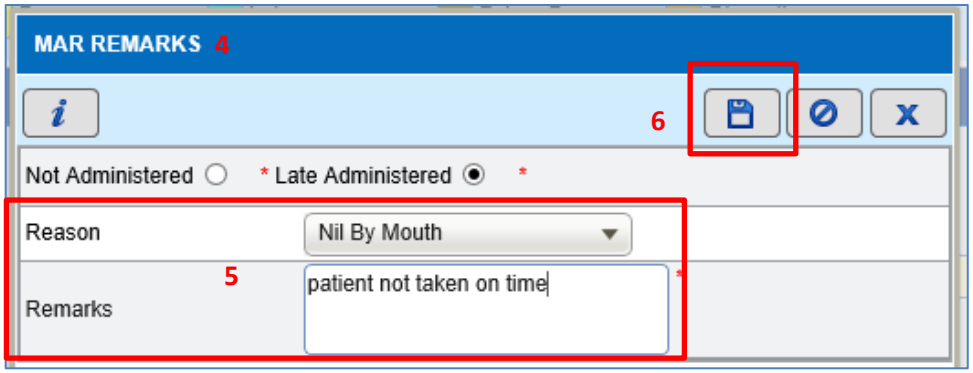 7. Confirmation message below will appear. *8.* Click on OK and multiple drugs record will be updated to *Late Administered(7).*

Function Flow	Current Version 2.0	New Version 2.1
		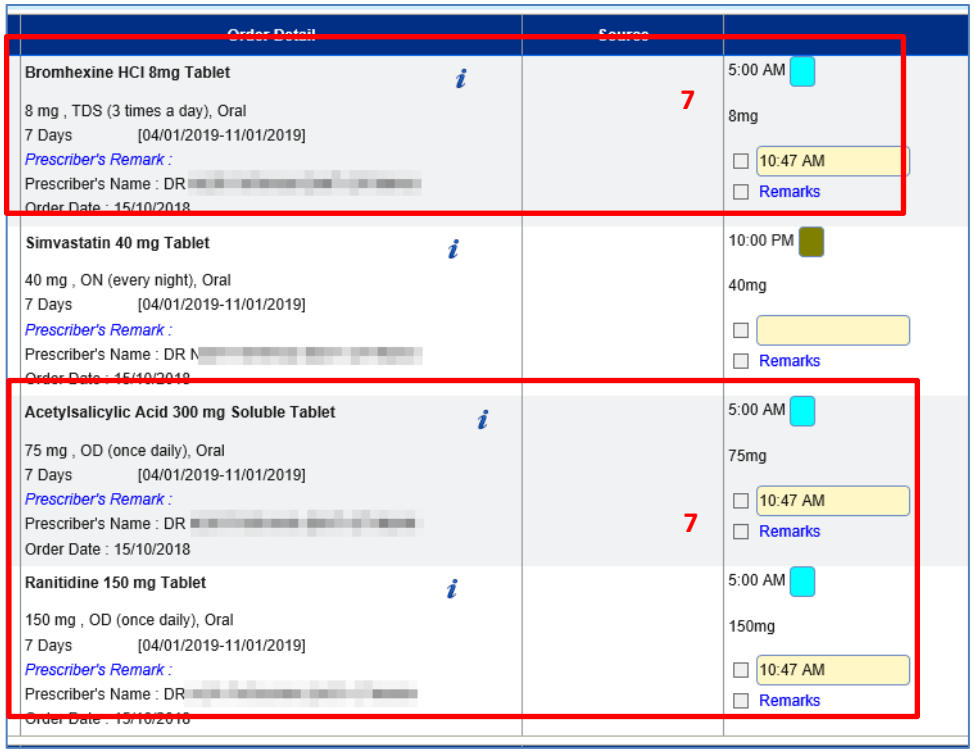

Function Flow	Current Version 2.0	New Version 2.1
3. Grouping CDR on top of normal drug	1. Go to MAR and select patient with *CDR order(1)* and normal order. 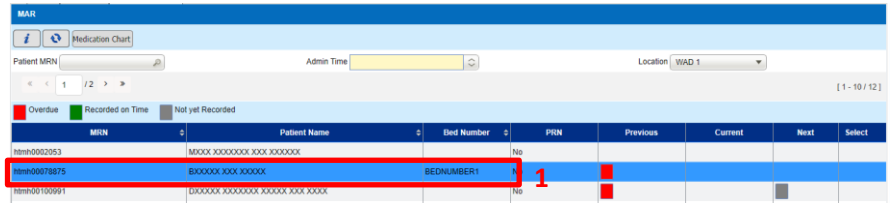 2. Open record in MAR Dialog screen. 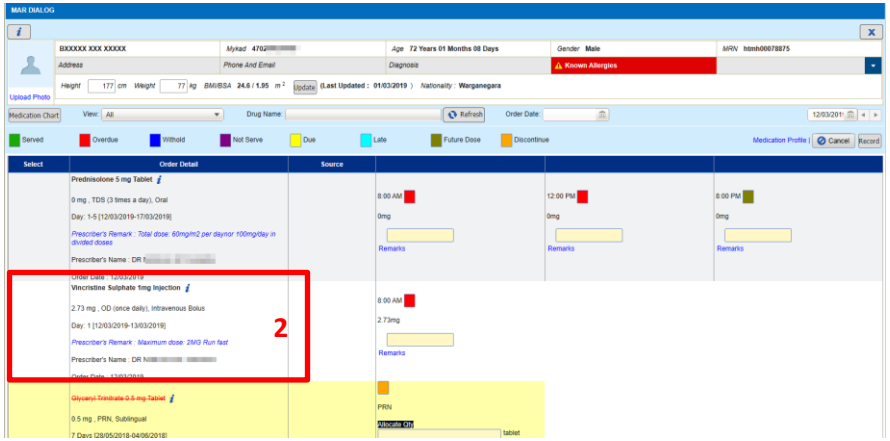 3. Open record in View MAR screen. 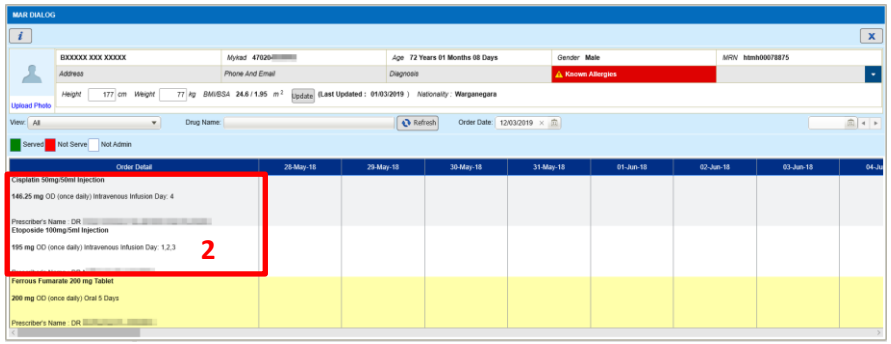	1. Go to MAR and select patient with *CDR order(1)* and normal order. 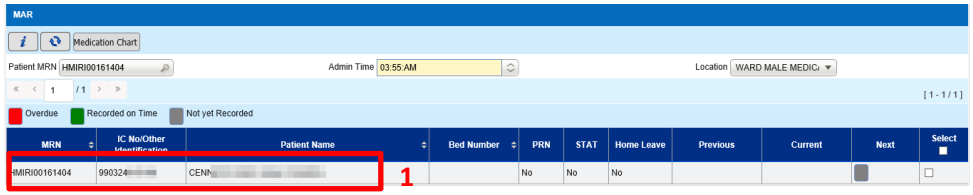 2. Open record in MAR Dialog screen. 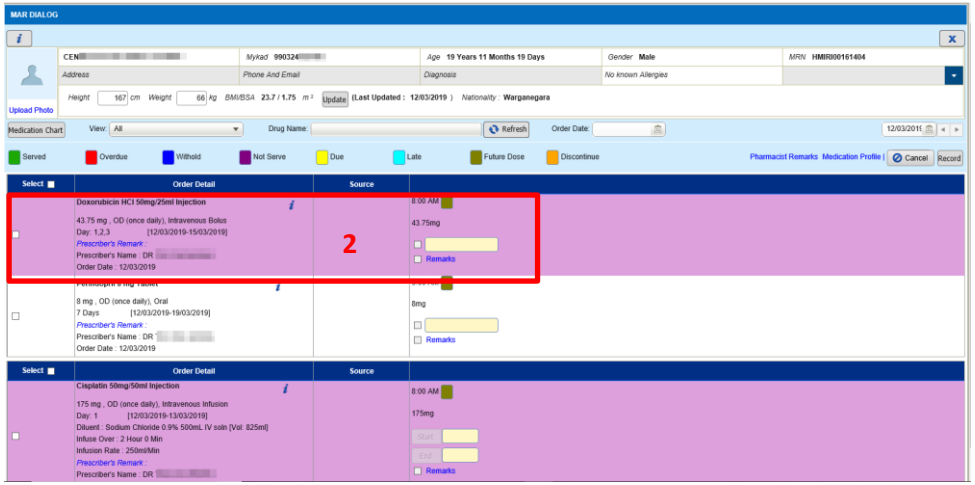 3. Open record in View MAR screen. 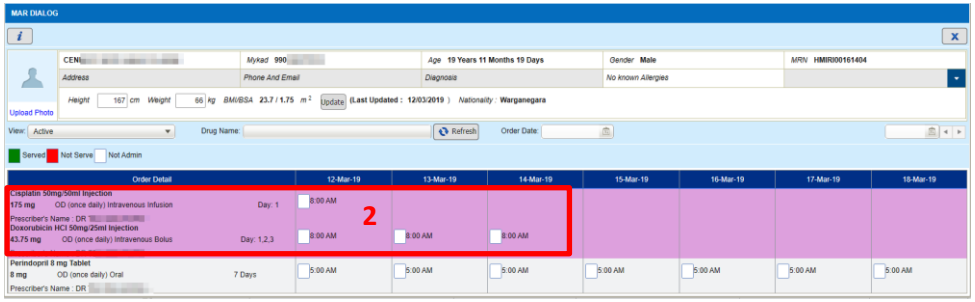

Function Flow	Current Version 2.0	New Version 2.1
	4. User able to see *CDR drug (2)* are mixed with normal drug and no background color for the CDR order.	4. User able to see *CDR drug(2)* and normal drug with CDR on top of the normal drug and all CDR drugs has a purple background color.
4. Pharmacist's Remark in MAR Dialog screen	Not available in this version.	1. Go to MAR and select patient record with pharmacist remarks entered from web application. 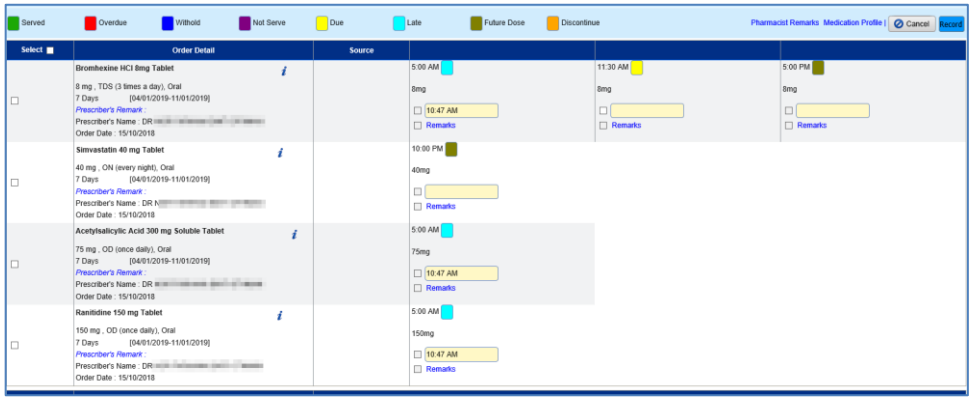 2. Tap on *Pharmacist Remarks(1)* icon. 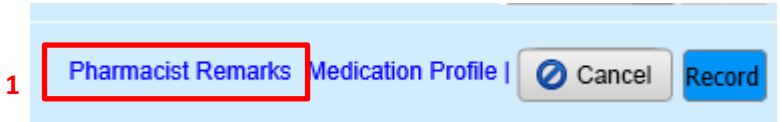 3. User able to see the *remarks (2)* entered by Pharmacist. However, this remark records are shown by patient and not by specific drugs. **Notes**: *Pharmacist name will appear only after user successfully Verify, Prepared or Dispensed the record. For example, If pharmacist entered the remarks before*

Function Flow	Current Version 2.0	New Version 2.1
		click on Verify button and at the same time, mobile user open the Remarks in iPad, pharmacist name will be shown blank. Only after they Verify the order, name will appear when mobile user open the record.
5. Able to select reason if user select Not Administered.	1. Go to MAR and select any overdue record. 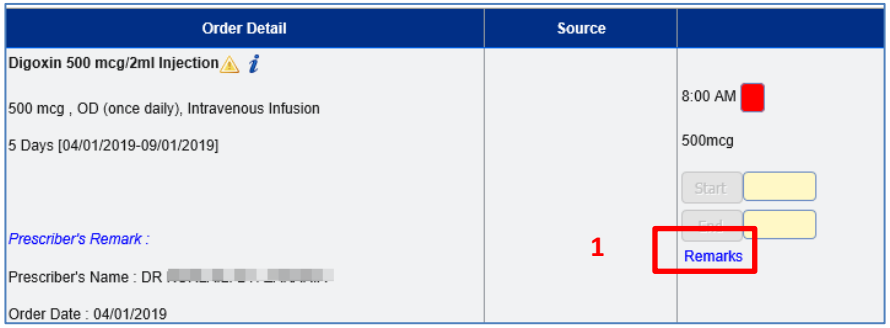 2. Click on R*emarks(1)* link and MAR Remarks screen will appear. 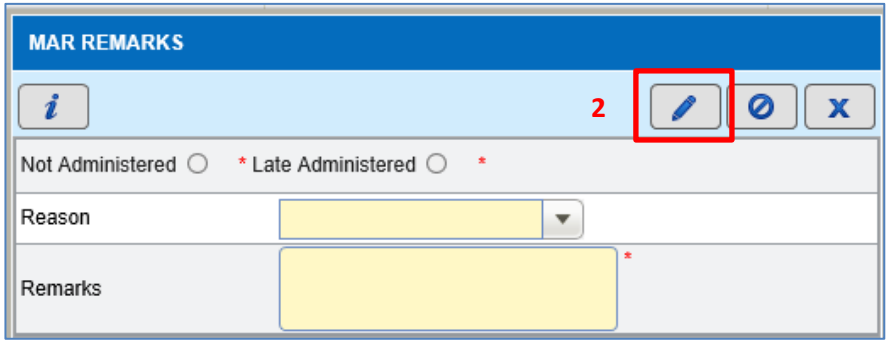 3. Ticked on *Edit(2)* button first and then choose *'Not Administered'(3).* 4. User able to enter Remarks but not able to select on any *Reason(4).*	1. Go to MAR and select any overdue record. 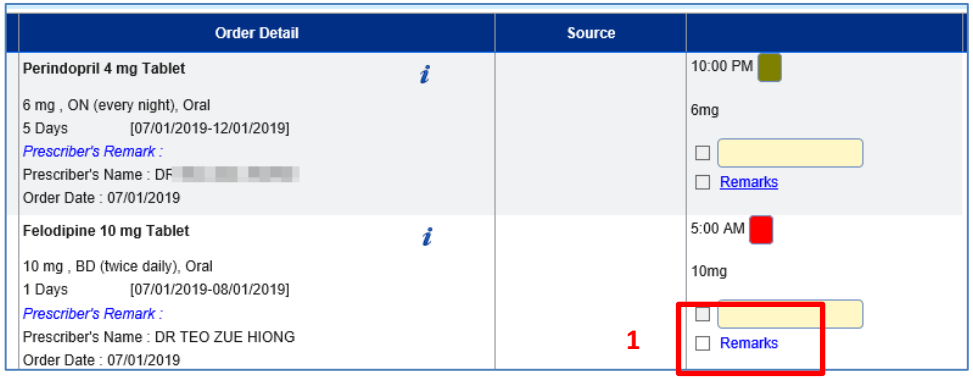 2. Click on R*emarks(1)* link and MAR Remarks screen will appear. 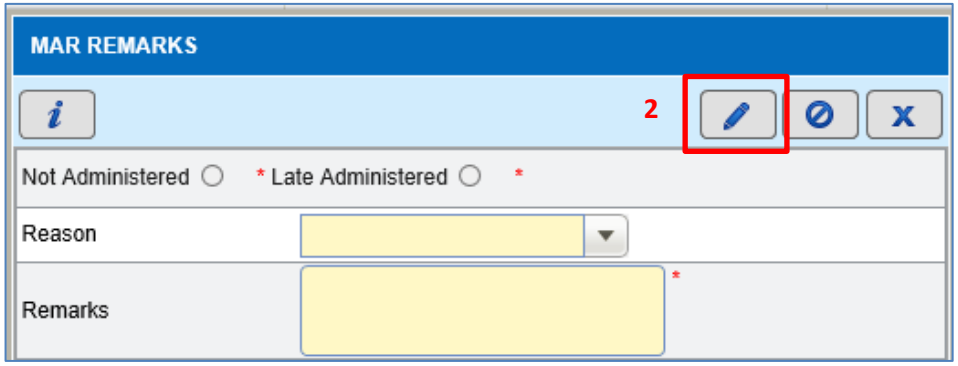 3. Ticked on *Edit(2)* button first and then choose *'Not Administered'(3).* 4. User able to select on *Reason(4).*

Function Flow	Current Version 2.0	New Version 2.1
	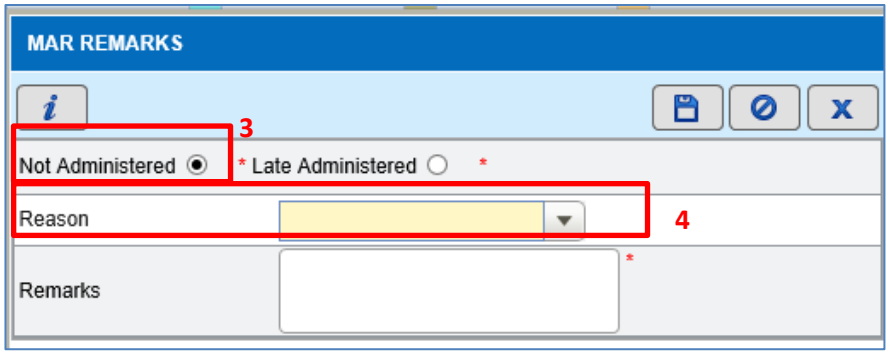	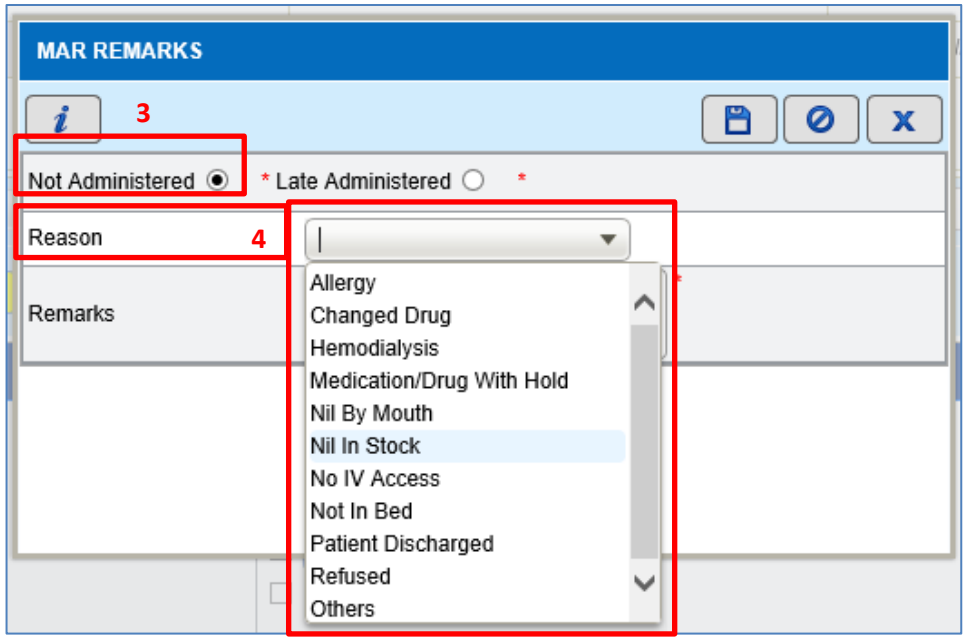

Function Flow	Current Version 2.0	New Version 2.1
6. Filter by IC number and patient name	1. Go to MAR module and filter the record. 2. User only able to filter the record by *Patient Name and Patient Name(1).* 3. *No column IC Number(2)* display on MAR listing page. 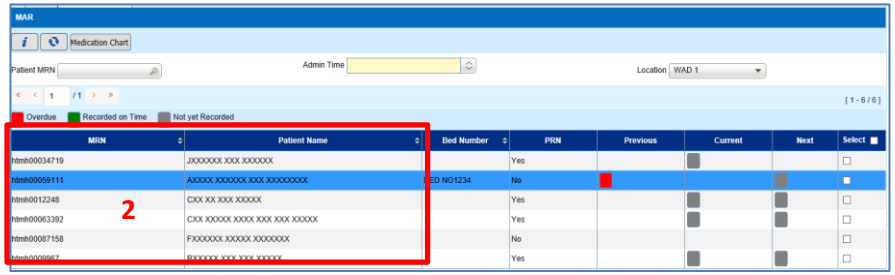 	1. Go to MAR module and filter the record. 2. User able to filter the record by *Patient Name, Patient MRN and ID number(1).* 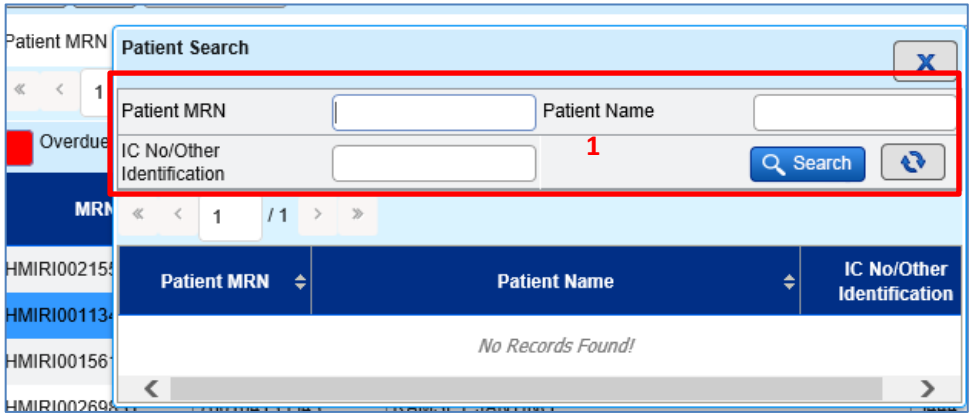 3. New column *IC Number(2)* display on MAR listing page. 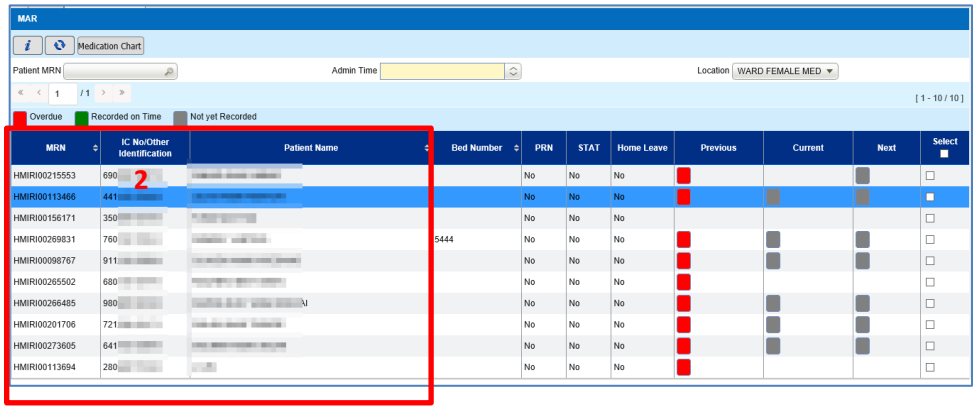

Function Flow	Current Version 2.0	New Version 2.1
7. Dataset for reason= 'Others' at the bottom of the list	1. Go to MAR and select any overdue record. 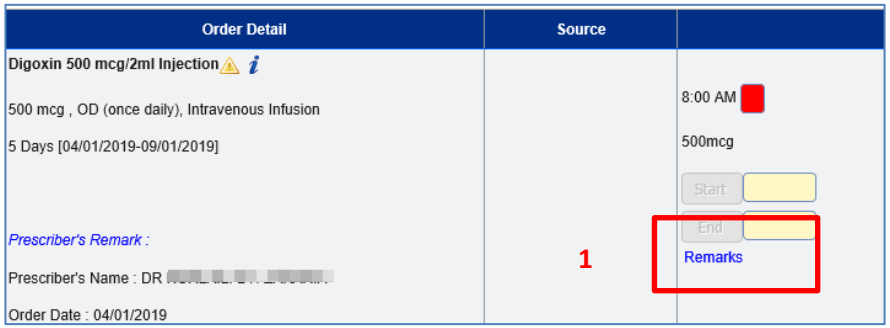 2. Click on R*emarks(1)* link and MAR Remarks screen will appear. 3. Ticked on *Edit(2)* button first and then scroll down the Reason field and *'Others'(3)* data are at the middle of the dataset. 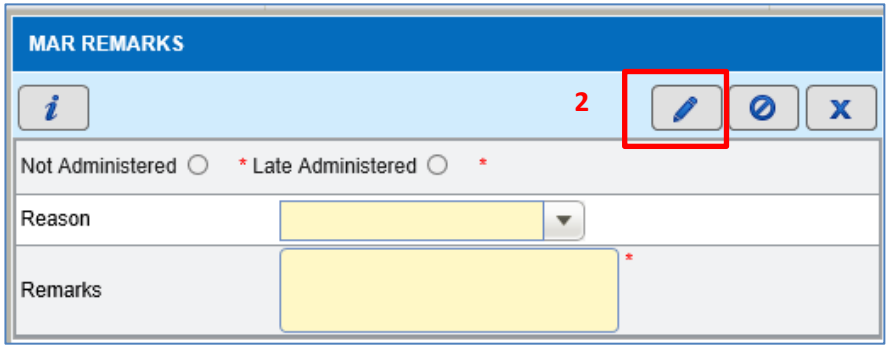 	1. Go to MAR and select any overdue record. 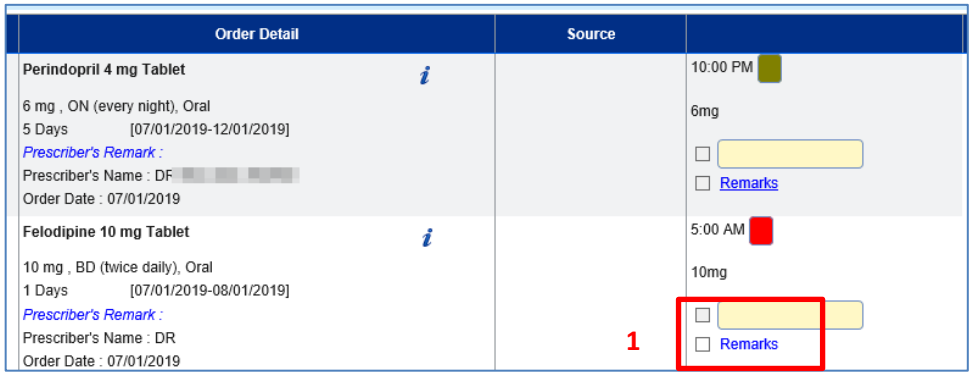 2. Click on R*emarks(1)* link and MAR Remarks screen will appear. 3. Ticked on *Edit(2)* button first and then scroll down the Reason field and *'Others'(3)* data are at the bottom of the dataset. 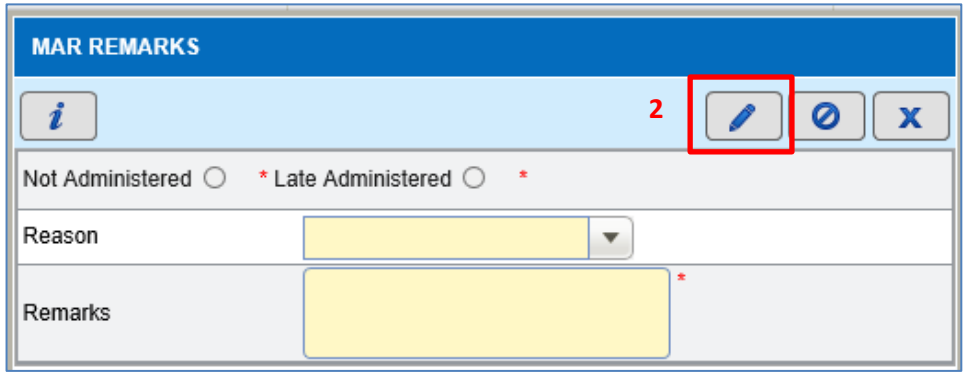

Function Flow	Current Version 2.0	New Version 2.1
	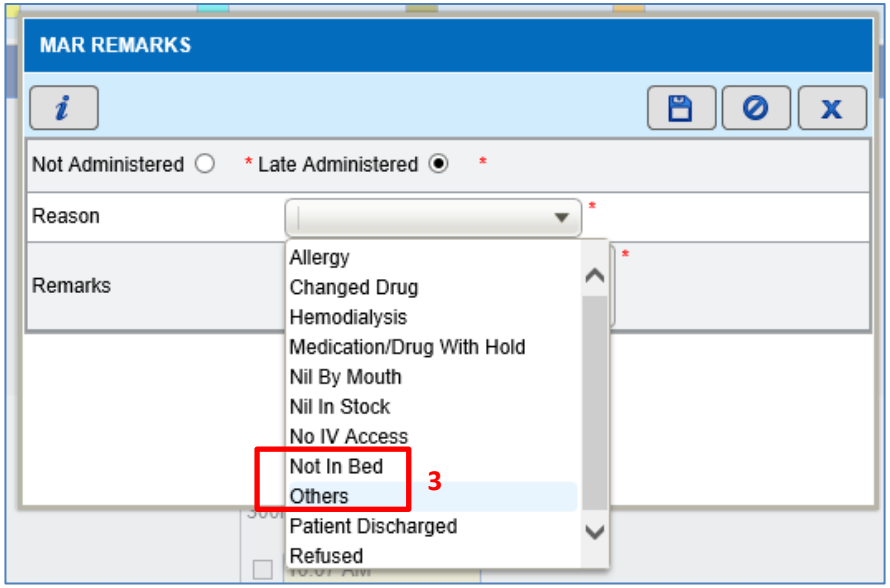	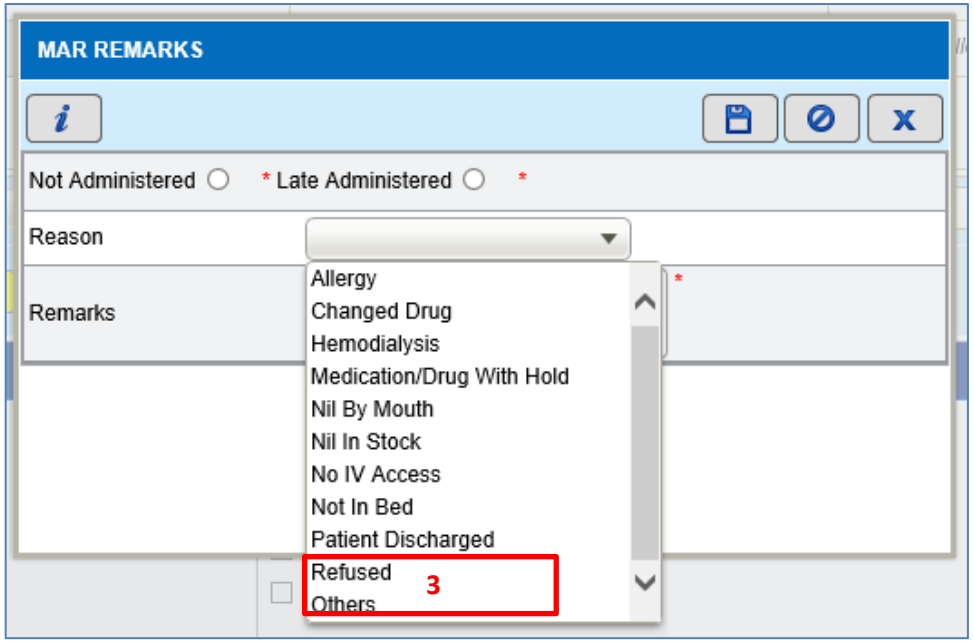

2. Summary of Ticket Number and Requests on View MAR Page numbering

No.	Ticket #	Description	Requests	Solution
1.	I-PhIS0172 69216S	**<u>MAR Web Request to remove page</u>** Request by user to show all drug in one page and remove page by page in Mar Dialog (Web) and Screen medication administration chart (IPAD).	Remove page numbering in View MAR web and display all drug in one page (scroll up and down). In version 1.7, mobile has done the changes of removing page numbering while doing a new request on View MAR mobile but web still yet to be done.	Remove page numbering in View MAR web and display all drug in one page (scroll up and down). Suggest adding in 'All Drug' button if user wishes to view inactive prescription) for web only.

Function Flow	Current Version 2.0	New Version 2.1
1. Remove page numbering in View MAR and new button to see All drugs	1. Go to MAR Dialog screen. 2. User able to see *<u>page numbering(1)</u>* section and MAR Dialog display all drugs in alphabetical order (active and inactive). 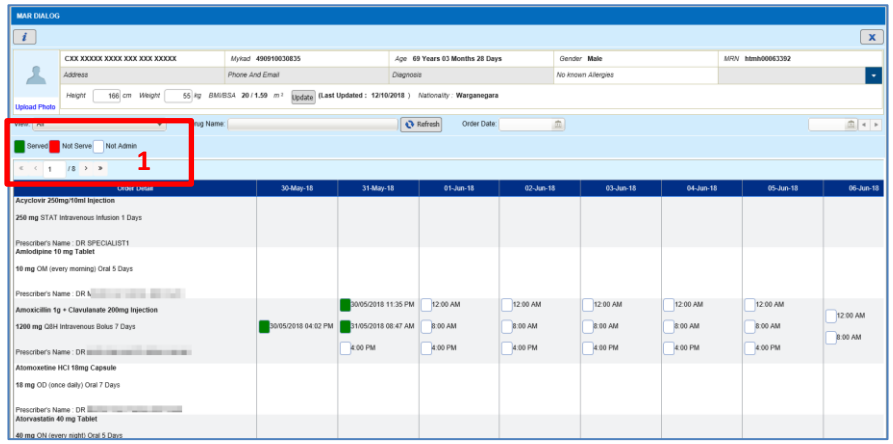 	1. Go to MAR Dialog screen. 2. *<u>Page numbering(1)</u>* section has been removed and MAR Dialog display all active drugs in alphabetical order. 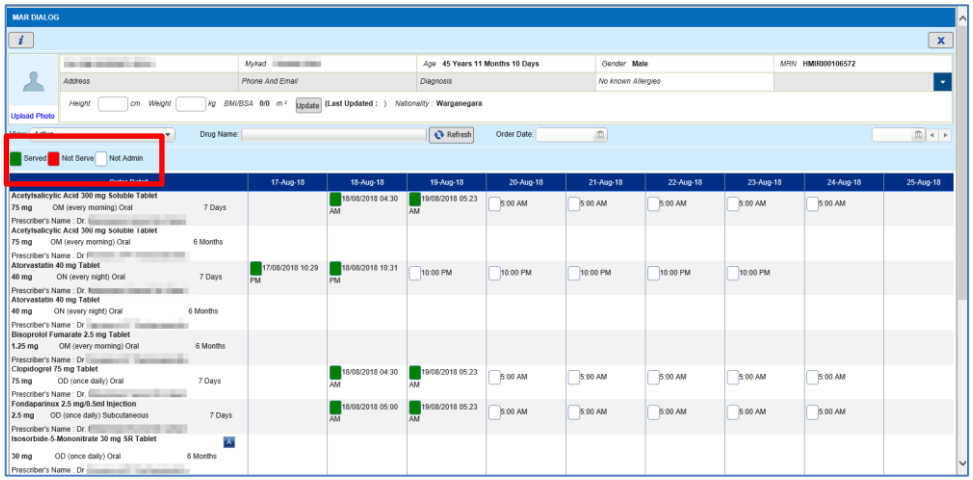 3. To display all drugs (active and inactive), drop d0wn the list and select All (2).

Function Flow	Current Version 2.0	New Version 2.1
		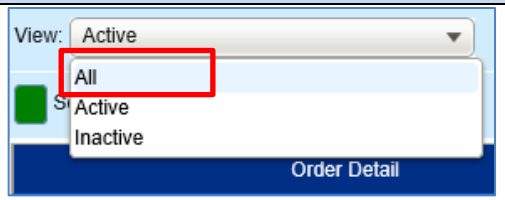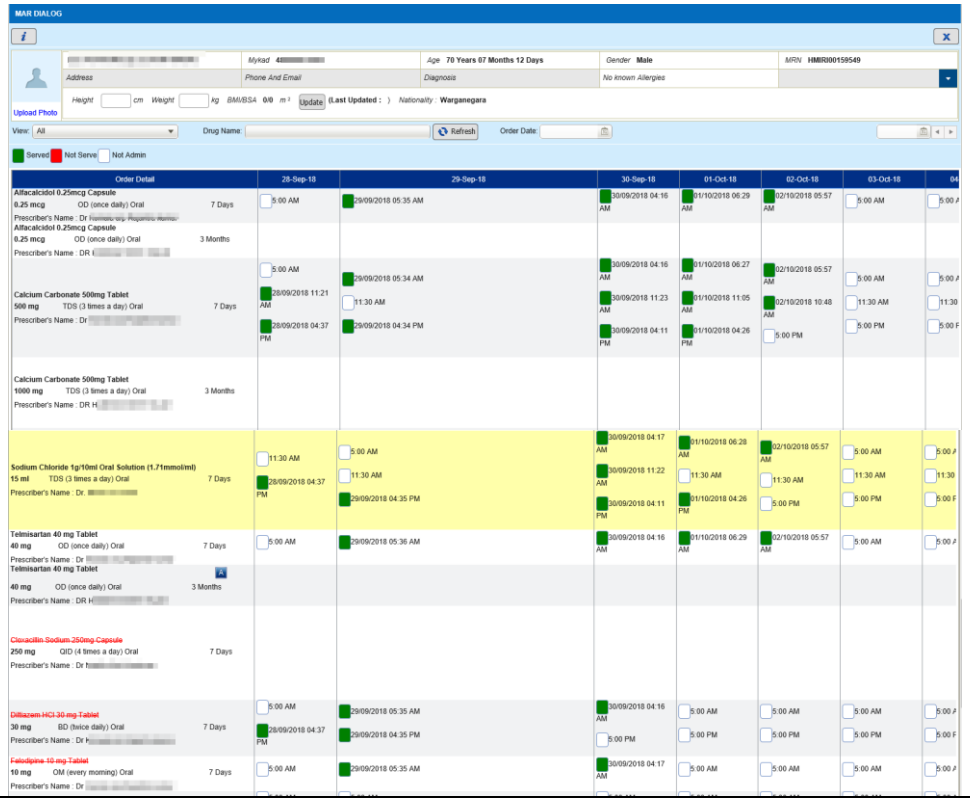 4. All drugs will be listed, Active and Inactive drugs and sorted by alphabetical order with Active drugs on top and Inactive drugs at the bottom.